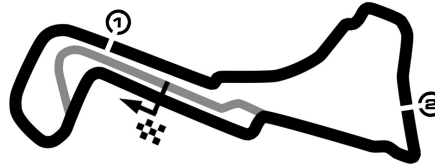


H. ESSERS Belgian Truck Grand Prix

Circuit Zolder, length 4000 m

13. September - 15. September 2019

Dutch Truck Racing Championship



Lap Analysis Timed Practice for Race 1,

-Reg.No.: C-Z-BTGP-ANN-025

2 Ray Coleman () (MAN)

Theoretische Bestzeit: 2:02.531

Lap	D	Time	S1	S2	S3	Lap	D	Time	S1	S2	S3
1	1	2:50.074		56.483	46.418	6	1	2:05.317	39.109	45.843	40.365
2	1	2:05.671	39.265	47.671	38.735	7	1	2:04.962	40.197	46.440	38.325
3	1	2:04.054	38.716	45.910	39.428	8	1	2:03.529	39.050	45.817	38.662
4	1	2:04.039	38.884	46.702	38.453	9	1	2:04.043	39.929	46.116	37.998
5	1	2:04.269	39.530	45.899	38.840	10	1	2:04.646	39.392	45.865	39.389

4 Frans Smit () (MAN)

Theoretische Bestzeit: 2:06.721

Lap	D	Time	S1	S2	S3	Lap	D	Time	S1	S2	S3
1	1	3:07.064		56.854	45.568	6	1	2:07.743	40.343	46.858	40.542
2	1	2:15.978	41.852	52.160	41.966	7	1	2:26.747	40.300	48.245	58.202
3	1	2:10.711	41.025	48.635	41.051	8	1	2:07.623	40.127	46.818	40.678
4	1	2:08.856	40.534	47.453	40.869	9	1	2:10.266	39.719	50.321	40.226
5	1	2:07.679	40.419	47.076	40.184						

14 John Bowler () (Daf)

Theoretische Bestzeit: 2:06.907

Lap	D	Time	S1	S2	S3	Lap	D	Time	S1	S2	S3
1	1	3:00.578		52.333	49.081	6	1	2:10.014	41.967	47.699	40.348
2	1	2:12.460	41.873	49.406	41.181	7	1	2:10.160	42.419	48.162	39.579
3	1	2:08.201	40.591	47.872	39.738	8	1	2:38.090	40.536	50.365	
4	1	2:08.932	40.306	47.496	41.130	9	1	4:29.469	2:08.716	48.420	
5	1	2:10.116	40.477	47.022	42.617						

25 Clemens Hecker () (MAN)

Theoretische Bestzeit: 2:02.444

Lap	D	Time	S1	S2	S3	Lap	D	Time	S1	S2	S3
1	1	2:37.262		57.828	41.693	6	1	2:26.633	40.805	46.322	
2	1	2:04.406	39.431	46.146	38.829	7	1	4:00.591	2:25.064	53.349	42.178
3	1	2:03.678	39.186	45.766	38.726	8	1	2:03.493	39.532	46.016	37.945
4	1	2:04.047	38.925	45.675	39.447	9	1	2:03.154	39.061	45.945	38.148
5	1	2:03.886	39.123	45.574	39.189						

35 Nimda Kraal () (Volvo)

Theoretische Bestzeit: 2:13.398

Lap	D	Time	S1	S2	S3	Lap	D	Time	S1	S2	S3
1	1	2:54.085		56.697	47.368	5	1	2:19.590	45.755	50.641	43.194
2	1	2:21.400	45.433	52.075	43.892	6	1	2:51.346	44.426	56.978	
3	1	2:21.938	44.821	52.127	44.990	7	1	3:50.606	2:19.022	49.789	41.795
4	1	2:19.878	44.538	51.655	43.685	8	1	3:02.354	41.814	55.774	

42 Luke Garrett () (MAN)

Theoretische Bestzeit: 2:05.992

Lap	D	Time	S1	S2	S3	Lap	D	Time	S1	S2	S3
1	1	2:56.425		53.582	48.700	5	1	2:06.732	40.082	47.214	39.436
2	1	2:10.755	42.246	48.312	40.197	6	1	2:11.396	40.376	48.186	42.834
3	1	2:08.586	40.347	48.426	39.813	7	1	2:57.258	48.115	59.848	
4	1	2:06.403	39.856	46.700	39.847						

43 Dirk Behnke () (Mercedes)

Theoretische Bestzeit: 2:15.964

Lap	D	Time	S1	S2	S3	Lap	D	Time	S1	S2	S3
1	1	3:19.800		51.708	42.987	5	1	2:16.102	43.650	51.219	41.233
2	1	2:19.052	44.176	52.797	42.079	6	1	2:16.235	43.512	51.226	41.497
3	1	2:17.955	44.325	51.961	41.669	7	1	2:30.220	43.625	51.575	
4	1	2:17.696	44.090	52.319	41.287						

44 Rody Smit () (Scania)

Theoretische Bestzeit: 2:08.762

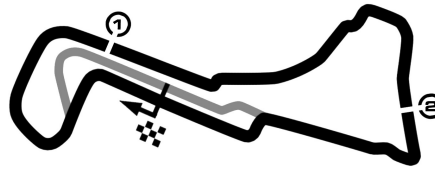
Lap	D	Time	S1	S2	S3	Lap	D	Time	S1	S2	S3
1	1	2:52.300		55.818	46.447	5	1	2:08.922	40.610	47.674	40.638
2	1	2:12.783	42.071	49.106	41.606	6	1	2:30.353	40.450	48.361	
3	1	2:14.428	40.880	51.103	42.445	7	1	5:51.797	3:36.911	1:17.475	57.411
4	1	2:09.431	40.550	47.859	41.022						

H. ESSERS Belgian Truck Grand Prix

Circuit Zolder, length 4000 m

13. September - 15. September 2019

Dutch Truck Racing Championship



Lap Analysis Timed Practice for Race 1,

-Reg.No.: C-Z-BTGP-ANN-025

45 Cees Zandbergen () (Scania)

Theoretische Bestzeit: 2:05.593

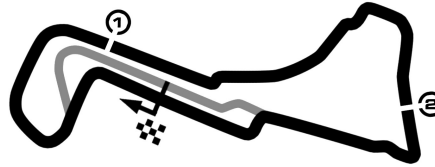
Lap	D	Time	S1	S2	S3	Lap	D	Time	S1	S2	S3
1	1	2:40.676		52.142	43.609	6	1	3:30.569	2:03.530	47.402	39.637
2	1	2:06.792	40.350	46.569	39.873	7	1	2:07.174	40.467	46.681	40.026
3	1	2:07.390	40.162	46.457	40.771	8	1	2:18.872	41.609	47.634	
4	1	2:05.724	39.983	46.213	39.528	9	1	2:28.478	1:00.280	47.140	41.058
5	1	2:18.479	39.852	46.413							

H. ESSERS Belgian Truck Grand Prix

Circuit Zolder, length 4000 m

13. September - 15. September 2019

Dutch Truck Racing Championship



Lap Analysis Timed Practice for Race 1,

-Reg.No.: C-Z-BTGP-ANN-025

50 Willem Breedijk () (Volvo)

Theoretische Bestzeit: 2:10.936

Lap	D	Time	S1	S2	S3	Lap	D	Time	S1	S2	S3
1	1	3:09.302		54.840	44.009	6	1	2:11.972	42.395	49.095	40.482
2	1	2:16.773	42.994	50.954	42.825	7	1	2:11.385	41.935	49.019	40.431
3	1	2:16.465	43.617	50.473	42.375	8	1	2:12.272	41.848	48.657	41.767
4	1	2:16.674	43.779	49.792	43.103	9	1	2:12.496	42.515	49.511	40.470
5	1	2:14.076	43.351	50.066	40.659						

51 Bjorn Tjihuis () (Daf)

Theoretische Bestzeit: 2:15.055

Lap	D	Time	S1	S2	S3	Lap	D	Time	S1	S2	S3
1	1	3:13.982		55.546	46.667	5	1	3:40.260	2:05.729	49.650	44.881
2	1	2:19.751	43.142	51.974	44.635	6	1	2:16.923	42.475	50.619	43.829
3	1	2:17.986	43.033	50.919		7	1	2:15.589	42.388	49.971	43.230
4	1	2:30.001	42.363	50.966		8	1	2:15.873	42.258	50.468	43.147

55 Sébastien Delchambre () (MAN)

Theoretische Bestzeit: 2:05.452

Lap	D	Time	S1	S2	S3	Lap	D	Time	S1	S2	S3
1	1	3:01.415		52.245	51.375	6	1	2:05.948	39.754	46.841	39.353
2	1	2:17.468	42.068	50.352	45.048	7	1	2:06.865	40.896	46.895	39.074
3	1	2:08.901	41.558	47.273	40.070	8	1	2:06.075	40.339	46.773	38.963
4	1	2:08.395	40.492	46.735	41.168	9	1	3:10.657	53.444	1:05.304	
5	1	2:08.730	40.918	47.541	40.271						

86 Thomas O'Rourke () (MAN)

Theoretische Bestzeit: 2:03.468

Lap	D	Time	S1	S2	S3	Lap	D	Time	S1	S2	S3
1	1	2:38.524		52.170	42.274	6	1	2:06.182	39.292	46.802	40.088
2	1	2:07.285	39.479	47.397	40.409	7	1	2:34.644	50.216	1:00.401	44.027
3	1	2:03.996	39.459	46.252	38.285	8	1	2:04.389	39.329	46.506	38.554
4	1	2:04.662	38.995	46.523	39.144	9	1	2:05.190	39.122	47.496	38.572
5	1	2:04.530	39.245	47.064	38.221	10	1	3:05.862	39.550	1:02.359	