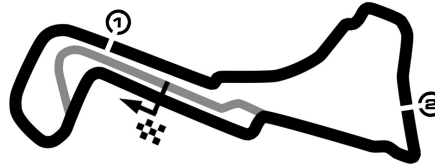


# H. ESSERS Belgian Truck Grand Prix

Circuit Zolder, length 4000 m

13. September - 15. September 2019

Dutch Truck Racing Championship



## Lap Analysis Race 3,

-Reg.No.: C-Z-BTGP-ANN-025

### 2 Ray Coleman () (MAN)

Theoretische Bestzeit: 2:02.319

Lap	D	Time	S1	S2	S3	Lap	D	Time	S1	S2	S3
1	1	2:08.054	43.315	46.215	38.524	6	1	2:20.061	56.205	45.817	38.039
2	1	2:04.760	39.078	46.401	39.281	7	1	<b>2:02.341</b>	<b>38.671</b>	45.636	<b>38.034</b>
3	1	2:02.893	39.134	<b>45.614</b>	38.145	8	1	2:03.930	38.973	46.201	38.756
4	1	2:03.813	39.246	46.183	38.384	9	1	2:05.240	40.389	45.791	39.060
5	1	2:12.721	39.345	45.701		10	1	2:04.105	39.269	46.101	38.735

### 4 Frans Smit () (MAN)

Theoretische Bestzeit: 2:04.945

Lap	D	Time	S1	S2	S3	Lap	D	Time	S1	S2	S3
1	1	2:14.541	47.857	47.234	39.450	6	1	2:05.968	39.964	46.468	39.536
2	1	2:06.805	40.309	47.121	39.375	7	1	2:06.898	40.490	46.489	39.919
3	1	2:05.840	39.665	46.443	39.732	8	1	2:07.729	40.331	46.859	40.539
4	1	2:05.219	<b>39.490</b>	46.280	39.449	9	1	2:42.728	42.661	52.433	
5	1	<b>2:05.205</b>	39.750	<b>46.090</b>	<b>39.365</b>						

### 14 John Bowler () (Daf)

Theoretische Bestzeit: 2:06.703

Lap	D	Time	S1	S2	S3	Lap	D	Time	S1	S2	S3
1	1	2:17.983	48.233	49.106	40.644	6	1	2:08.191	40.995	47.069	40.127
2	1	2:09.643	41.242	48.336	40.065	7	1	2:09.842	40.716	49.074	40.052
3	1	2:09.383	41.330	47.745	40.308	8	1	2:08.645	40.961	47.259	40.425
4	1	2:07.763	41.292	<b>46.746</b>	39.725	9	1	2:08.712	40.814	47.867	40.031
5	1	<b>2:07.272</b>	<b>40.357</b>	47.315	<b>39.600</b>	10	1	2:09.071	41.357	47.339	40.375

### 25 Clemens Hecker () (MAN)

Theoretische Bestzeit: 2:02.092

Lap	D	Time	S1	S2	S3	Lap	D	Time	S1	S2	S3
1	1	2:12.459	45.904	48.107	38.448	6	1	2:04.124	39.700	46.103	38.321
2	1	<b>2:02.864</b>	39.238	<b>45.064</b>	38.562	7	1	2:03.960	39.195	45.844	38.921
3	1	2:02.879	39.276	45.570	<b>38.033</b>	8	1	2:05.863	41.059	45.708	39.096
4	1	2:05.858	<b>38.995</b>	46.844	40.019	9	1	2:03.036	39.341	45.533	38.162
5	1	2:03.731	39.199	45.659	38.873	10	1	2:06.146	39.512	46.002	40.632

### 35 Nimda Kraal () (Volvo)

Theoretische Bestzeit: 2:11.613

Lap	D	Time	S1	S2	S3	Lap	D	Time	S1	S2	S3
1	1	2:24.057	51.212	51.157	41.688	6	1	2:12.771	42.229	<b>48.370</b>	42.172
2	1	<b>2:12.390</b>	<b>41.763</b>	48.959	41.668	7	1	2:17.926	43.519	51.932	42.475
3	1	2:17.320	42.875	51.388	43.057	8	1	2:12.909	41.893	48.685	42.331
4	1	2:13.320	42.592	49.248	<b>41.480</b>	9	1	2:17.225	46.506	48.893	41.826
5	1	2:16.122	42.732	50.415	42.975	10	1	2:47.671	42.590	53.513	

### 42 Luke Garrett () (MAN)

Theoretische Bestzeit: 2:04.902

Lap	D	Time	S1	S2	S3	Lap	D	Time	S1	S2	S3
1	1	2:19.215	50.542	48.207	40.466	6	1	2:05.177	40.061	<b>46.156</b>	<b>38.960</b>
2	1	2:10.607	41.061	48.462	41.084	7	1	2:06.881	40.915	46.829	39.137
3	1	2:09.310	40.740	48.121	40.449	8	1	<b>2:05.093</b>	<b>39.786</b>	46.180	39.127
4	1	2:07.878	40.816	46.979	40.083	9	1	2:05.505	39.796	46.236	39.473
5	1	2:08.284	40.915	48.035	39.334	10	1	2:06.042	40.224	46.211	39.607

### 43 Dirk Behnke () (Mercedes)

Theoretische Bestzeit: 2:12.011

Lap	D	Time	S1	S2	S3	Lap	D	Time	S1	S2	S3
1	1	2:25.900	52.526	52.174	41.200	6	1	<b>2:13.247</b>	42.944	49.651	40.652
2	1	2:13.908	42.969	50.363	<b>40.576</b>	7	1	2:17.863	43.744	51.914	42.205
3	1	2:15.423	42.752	51.308	41.363	8	1	2:15.117	<b>42.470</b>	49.800	42.847
4	1	2:14.536	43.477	50.213	40.846	9	1	2:16.925	42.828	<b>48.965</b>	45.132
5	1	2:14.029	43.231	49.542	41.256	10	1	2:16.530	43.062	50.860	42.608

### 44 Rody Smit () (Scania)

Theoretische Bestzeit: 2:08.267

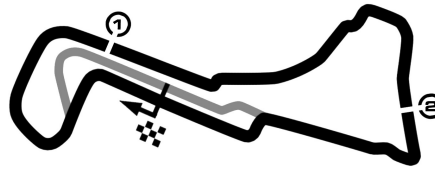
Lap	D	Time	S1	S2	S3	Lap	D	Time	S1	S2	S3
1	1	2:17.744	47.645	49.458	40.641	6	1	2:11.542	<b>40.673</b>	47.450	43.419
2	1	2:10.103	41.276	47.903	40.924	7	1	2:12.304	41.765	48.408	42.131
3	1	2:10.671	41.995	48.049	40.627	8	1	2:12.049	42.042	47.897	42.110

# H. ESSERS Belgian Truck Grand Prix

Circuit Zolder, length 4000 m

13. September - 15. September 2019

Dutch Truck Racing Championship



## Lap Analysis Race 3,

-Reg.No.: C-Z-BTGP-ANN-025

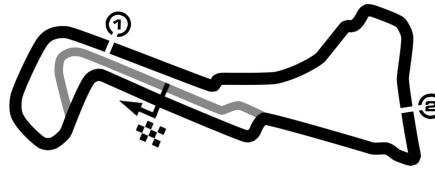
Lap	D	Time	S1	S2	S3	Lap	D	Time	S1	S2	S3
4	1	<b>2:08.311</b>	40.717	<b>47.039</b>	<b>40.555</b>	9	1	2:13.916	41.723	49.373	42.820
5	1	2:09.867	40.902	47.985	40.980	10	1	2:14.105	42.517	49.520	42.068

# H. ESSERS Belgian Truck Grand Prix

Circuit Zolder, length 4000 m

13. September - 15. September 2019

Dutch Truck Racing Championship



## Lap Analysis Race 3,

-Reg.No.: C-Z-BTGP-ANN-025

### 45 Cees Zandbergen () (Scania)

Theoretische Bestzeit: 2:04.896

Lap	D	Time	S1	S2	S3	Lap	D	Time	S1	S2	S3
1	1	2:13.172	45.921	46.911	40.340	6	1	2:06.316	<b>39.978</b>	46.993	39.345
2	1	2:06.716	41.171	<b>46.042</b>	39.503	7	1	2:06.999	40.591	46.310	40.098
3	1	2:05.604	40.444	46.192	38.968	8	1	2:06.205	40.190	46.456	39.559
4	1	<b>2:05.557</b>	40.407	46.274	<b>38.876</b>	9	1	2:07.797	40.361	46.801	40.635
5	1	2:05.728	40.330	46.425	38.973	10	1	2:08.099	40.818	47.103	40.178

### 50 Willem Breedijk () (Volvo)

Theoretische Bestzeit: 2:09.574

Lap	D	Time	S1	S2	S3	Lap	D	Time	S1	S2	S3
1	1	2:22.899	49.964	51.747	41.188	6	1	2:10.462	41.779	<b>48.032</b>	40.651
2	1	2:10.635	41.881	48.167	40.587	7	1	2:18.164	42.404	48.225	47.535
3	1	<b>2:10.339</b>	<b>41.450</b>	48.797	<b>40.092</b>	8	1	2:10.973	41.465	48.359	41.149
4	1	2:11.990	42.700	48.558	40.732	9	1	2:12.050	42.088	48.908	41.054
5	1	2:11.060	41.625	48.924	40.511	10	1	2:12.475	41.791	49.206	41.478

### 51 Bjorn Tijhuis () (Daf)

Theoretische Bestzeit: 2:12.430

Lap	D	Time	S1	S2	S3	Lap	D	Time	S1	S2	S3
1	1	2:24.045	49.343	51.205	43.497	6	1	2:18.075	42.748	50.165	45.162
2	1	2:14.045	42.523	<b>48.748</b>	42.774	7	1	2:15.506	42.949	50.466	42.091
3	1	2:13.243	<b>41.796</b>	49.433	42.014	8	1	2:14.766	42.889	48.991	42.886
4	1	<b>2:13.144</b>	42.501	48.757	<b>41.886</b>	9	1	2:16.271	43.062	49.456	43.753
5	1	2:13.690	42.698	48.964	42.028	10	1	2:19.545	43.259	50.958	45.328

### 55 Sébastien Delchambre () (MAN)

Theoretische Bestzeit: 2:05.839

Lap	D	Time	S1	S2	S3	Lap	D	Time	S1	S2	S3
1	1	2:18.865	49.338	48.876	40.651	6	1	2:07.829	40.018	47.090	40.721
2	1	2:10.812	41.041	48.436	41.335	7	1	<b>2:06.049</b>	40.012	46.837	<b>39.200</b>
3	1	2:09.092	40.534	48.025	40.533	8	1	2:06.643	39.999	<b>46.730</b>	39.914
4	1	2:10.972	40.908	49.026	41.038	9	1	2:10.829	40.639	48.008	42.182
5	1	2:09.260	<b>39.909</b>	47.275	42.076	10	1	2:07.482	40.111	47.283	40.088

### 86 Thomas O'Rourke () (MAN)

Theoretische Bestzeit: 2:02.886

Lap	D	Time	S1	S2	S3	Lap	D	Time	S1	S2	S3
1	1	2:09.105	44.018	46.929	38.158	6	1	2:03.913	39.370	46.552	<b>37.991</b>
2	1	2:04.500	39.205	46.384	38.911	7	1	2:05.169	39.650	46.073	39.446
3	1	2:03.827	<b>38.949</b>	46.084	38.794	8	1	2:04.781	39.594	46.483	38.704
4	1	<b>2:03.250</b>	39.166	<b>45.946</b>	38.138	9	1	2:04.979	39.360	46.578	39.041
5	1	2:03.881	39.053	46.210	38.618	10	1	2:05.174	39.456	46.556	39.162