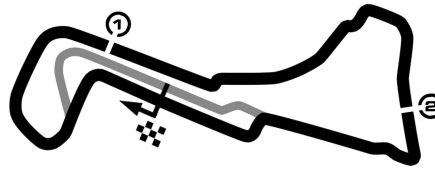


# H. ESSERS Belgian Truck Grand Prix

Circuit Zolder, length 4000 m

13. September - 15. September 2019

Cup & Tourenwagen Trophy



**CTI** CUP- UND TOURENWAGEN TROPHY

## Lap Analysis Timed Practice 2,

-Reg.No.: C-Z-BTGP-ANN-025

### 1 Alexander Brauer (DEU) (Renault Clio)

Theoretische Bestzeit: 1:48.952

Lap	D	Time	S1	S2	S3	Lap	D	Time	S1	S2	S3
1	1	3:40.642		57.890	41.527	8	1	1:49.554	35.119	<b>40.094</b>	34.341
2	1	2:03.991	40.523	44.854	38.614	9	1	2:16.455	40.586	48.626	
3	1	1:57.158	37.801	42.330	37.027	10	1	4:24.637	3:03.028	43.815	37.794
4	1	1:56.534	37.407	43.857	35.270	11	1	1:50.307	35.946	40.436	33.925
5	1	1:50.481	35.599	40.578	34.304	12	1	2:01.913	36.487	45.831	39.595
6	1	1:50.153	35.352	40.172	34.629	13	1	<b>1:49.505</b>	35.230	40.417	<b>33.858</b>
7	1	1:52.838	<b>35.000</b>	41.382	36.456	14	1	2:08.260	36.608	42.456	

### 5 Dr. Frank Willebrand (DEU) (Porsche 996 GT3 Cup)

Theoretische Bestzeit: 1:46.216

Lap	D	Time	S1	S2	S3	Lap	D	Time	S1	S2	S3
1	1	2:29.292		50.577	36.216	8	1	2:04.469	35.201	40.268	
2	1	1:52.955	37.709	42.057	33.189	9	1	2:38.789	1:24.604	40.936	33.249
3	1	1:50.543	36.878	40.919	32.746	10	1	1:52.196	<b>34.808</b>	40.558	36.830
4	1	1:48.664	35.579	40.150	32.935	11	1	1:49.106	37.307	39.645	<b>32.154</b>
5	1	1:47.711	35.561	39.414	32.736	12	1	1:49.641	34.961	41.317	33.363
6	1	1:48.567	35.239	40.763	32.565	13	1	1:48.358	35.166	40.693	32.499
7	1	<b>1:46.476</b>	34.979	<b>39.254</b>	32.243	14	1	2:09.687	36.013	41.685	

### 7 Matthias Dreher (DEU) (Toyota Yaris)

Theoretische Bestzeit: 1:58.401

Lap	D	Time	S1	S2	S3	Lap	D	Time	S1	S2	S3
1	1	3:45.891		59.378	41.962	8	1	2:01.475	39.543	44.758	37.174
2	1	2:03.758	40.856	45.848	37.054	9	1	2:04.663	40.123	47.582	36.958
3	1	2:07.813	40.103	49.120	38.590	10	1	2:00.134	39.320	44.464	<b>36.350</b>
4	1	2:01.563	39.441	44.905	37.217	11	1	<b>1:59.339</b>	38.826	44.053	36.460
5	1	2:00.434	38.931	44.734	36.769	12	1	2:00.081	38.929	44.689	36.463
6	1	1:59.671	38.946	44.256	36.469	13	1	1:59.740	39.355	<b>43.693</b>	36.692
7	1	1:59.821	39.439	43.974	36.408	14	1	1:59.536	<b>38.358</b>	44.117	37.061

### 9 Wolfgang Hönscheid (DEU) (Ford Fiesta ST CUP RS-2)

Theoretische Bestzeit: 1:55.421

Lap	D	Time	S1	S2	S3	Lap	D	Time	S1	S2	S3
1	1	4:34.768		55.167	43.247	7	1	<b>1:56.202</b>	36.939	42.743	36.520
2	1	2:05.581	42.088	45.611	37.882	8	1	1:57.721	<b>36.821</b>	43.343	37.557
3	1	2:01.140	38.386	44.086	38.668	9	1	1:57.238	37.779	43.219	36.240
4	1	1:58.688	37.685	44.415	36.588	10	1	1:56.355	37.684	<b>42.423</b>	36.248
5	1	1:58.261	38.754	43.330	<b>36.177</b>	11	1	2:26.283	40.625	45.815	
6	1	1:57.238	37.883	42.985	36.370						

### 11 Paul Hochweg (DEU) (VW Golf GTI)

Theoretische Bestzeit: 1:53.310

Lap	D	Time	S1	S2	S3	Lap	D	Time	S1	S2	S3
1	1	3:44.561		59.333	41.421	8	1	1:57.292	36.527	44.729	36.036
2	1	2:02.872	41.478	46.043	35.351	9	1	1:57.478	37.384	44.916	35.178
3	1	1:58.518	37.613	45.042	35.863	10	1	1:55.124	36.298	43.822	35.004
4	1	1:58.062	36.631	45.502	35.929	11	1	<b>1:53.898</b>	36.257	<b>42.597</b>	35.044
5	1	2:00.696	36.706	47.919	36.071	12	1	1:57.286	36.106	45.073	36.107
6	1	1:56.539	37.167	44.397	<b>34.975</b>	13	1	2:16.665	<b>35.738</b>	44.745	
7	1	1:56.012	36.877	43.571	35.564						

### 12 Nico Ullmer (DEU) (VW Lupo BTC 1600)

Theoretische Bestzeit: 1:52.873

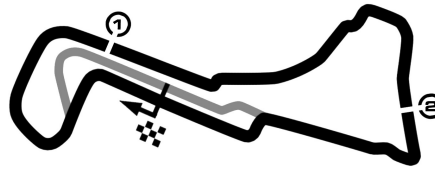
Lap	D	Time	S1	S2	S3	Lap	D	Time	S1	S2	S3
1	1	3:03.134		1:01.019	44.813	8	1	1:53.274	37.034	<b>41.528</b>	34.712
2	1	2:06.348	44.161	46.655	35.532	9	1	1:53.346	36.756	41.615	34.975
3	1	1:55.164	37.947	42.614	<b>34.603</b>	10	1	2:13.970	38.541	52.678	42.751
4	1	1:54.925	37.109	42.403	35.413	11	1	1:54.513	37.979	41.841	34.693
5	1	2:14.633	40.165	44.078		12	1	1:53.835	37.073	41.978	34.784
6	1	3:16.072	1:55.581	44.674	35.817	13	1	<b>1:53.027</b>	<b>36.742</b>	41.590	34.695
7	1	1:54.236	37.467	42.094	34.675	14	1	2:04.329	36.772	47.589	39.968

# H. ESSERS Belgian Truck Grand Prix

Circuit Zolder, length 4000 m

13. September - 15. September 2019

Cup & Tourenwagen Trophy



## Lap Analysis Timed Practice 2,

-Reg.No.: C-Z-BTGP-ANN-025

### 14 Theo Milz (DEU) Michael Milz (Citroen Saxo 1.6 VTS)

Theoretische Bestzeit: 1:51.848

Lap	D	Time	S1	S2	S3	Lap	D	Time	S1	S2	S3
1	1	3:57.293		55.378	39.511	8	1	2:09.606	36.480	42.303	
2	1	2:06.092	42.039	46.844	37.209	9	1	3:08.014	1:47.300	42.808	37.906
3	1	1:56.875	38.459	43.053	35.363	10	1	1:53.406	36.270	41.204	35.932
4	1	1:57.188	38.195	43.538	35.455	11	1	1:52.966	36.026	<b>41.158</b>	35.782
5	1	1:53.628	37.000	41.807	<b>34.821</b>	12	1	<b>1:52.202</b>	35.979	41.266	34.957
6	1	1:53.790	36.601	41.172	36.017	13	1	2:22.083	<b>35.869</b>	41.170	
7	1	1:53.073	36.707	41.207	35.159						

### 15 Mike Münch (DEU) (Ford Fiesta)

Theoretische Bestzeit: 1:51.865

Lap	D	Time	S1	S2	S3	Lap	D	Time	S1	S2	S3
1	1	4:34.496		50.133	39.088	8	1	1:54.795	37.060	42.369	35.366
2	1	1:58.761	38.446	43.835	36.480	9	1	1:53.113	36.283	41.518	35.312
3	1	1:57.592	37.029	44.286	36.277	10	1	1:53.107	36.133	41.507	35.467
4	1	1:54.742	36.377	42.392	35.973	11	1	1:53.139	<b>35.867</b>	41.196	36.076
5	1	1:55.492	37.187	42.798	35.507	12	1	1:52.544	36.194	41.390	<b>34.960</b>
6	1	2:07.674	36.627	42.180		13	1	1:53.871	35.888	<b>41.038</b>	36.945
7	1	4:03.996	2:35.099	49.963	38.934	14	1	<b>1:51.986</b>	35.893	41.108	34.985

### 16 Matthias Flossdorf (DEU) (VW Golf III)

Theoretische Bestzeit: 2:06.998

Lap	D	Time	S1	S2	S3	Lap	D	Time	S1	S2	S3
1	1	3:50.820		1:01.792	41.230	7	1	2:11.999	44.031	48.061	39.907
2	1	2:10.168	41.593	47.799	40.776	8	1	2:16.164	42.958	52.335	40.871
3	1	2:11.790	<b>40.407</b>	52.160	39.223	9	1	2:11.740	42.137	49.158	40.445
4	1	<b>2:08.144</b>	41.553	<b>47.568</b>	<b>39.023</b>	10	1	2:14.544	44.838	47.978	41.728
5	1	2:13.851	44.125	48.441	41.285	11	1	2:09.833	40.804	48.924	40.105
6	1	2:11.718	44.521	47.872	39.325	12	1	2:30.330	41.165	50.569	

### 17 Jörg Koslowski (DEU) (BMW E46-ETCC)

Theoretische Bestzeit: 1:43.918

Lap	D	Time	S1	S2	S3	Lap	D	Time	S1	S2	S3
1	1	2:37.911		42.998	32.879	7	1	2:06.526	37.261	39.986	
2	1	1:45.697	33.979	39.208	<b>32.510</b>	8	1	9:18.040	8:04.882	38.611	34.547
3	1	1:46.309	34.513	<b>38.285</b>	33.511	9	1	1:45.570	33.541	39.110	32.919
4	1	1:45.516	33.343	38.541	33.632	10	1	1:45.562	33.643	38.595	33.324
5	1	1:45.637	<b>33.123</b>	39.520	32.994	11	1	<b>1:44.661</b>	33.295	38.417	32.949
6	1	1:49.372	33.533	38.903	36.936	12	1	1:59.288	33.668	40.207	

### 18 Christoph Breuer (DEU) (Audi A3)

Theoretische Bestzeit: 1:46.216

Lap	D	Time	S1	S2	S3	Lap	D	Time	S1	S2	S3
1	1	2:24.242		54.634	40.147	6	1	1:48.501	<b>33.973</b>	40.837	33.691
2	1	1:47.433	34.815	39.390	<b>33.228</b>	7	1	1:48.485	34.031	40.266	34.188
3	1	<b>1:46.706</b>	33.982	<b>39.015</b>	33.709	8	1	2:57.974	34.482	1:12.714	
4	1	2:04.910	34.300	41.373		9	1	8:55.735	7:02.032	39.626	
5	1	5:15.142	3:49.111	50.199	35.832						

### 21 Frank Schröder (DEU) (Seat Leon MK1 Supa Copa)

Theoretische Bestzeit: 1:48.493

Lap	D	Time	S1	S2	S3	Lap	D	Time	S1	S2	S3
1	1	2:49.258		58.531	40.735	8	1	1:49.616	35.703	40.543	33.370
2	1	1:56.898	39.187	43.397	34.314	9	1	1:49.010	34.852	40.731	33.427
3	1	1:49.172	35.258	40.664	<b>33.250</b>	10	1	1:50.038	35.494	41.256	33.288
4	1	1:50.234	35.657	40.743	33.834	11	1	<b>1:48.816</b>	<b>34.779</b>	<b>40.464</b>	33.573
5	1	2:08.313	35.651	45.325		12	1	1:50.916	34.930	41.984	34.002
6	1	3:59.076	2:29.934	49.219	39.923	13	1	2:15.437	40.485	46.201	
7	1	1:58.791	38.842	46.111	33.838						

### 26 Peter Röllinghoff (DEU) (BMW M3 E 46 GTR)

Theoretische Bestzeit: 1:46.517

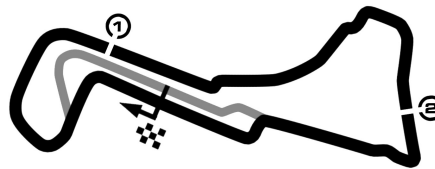
Lap	D	Time	S1	S2	S3	Lap	D	Time	S1	S2	S3
1	1	3:57.232		54.154	38.257	7	1	1:59.155	35.597	39.751	
2	1	1:55.005	37.412	43.415	34.178	8	1	2:35.812	1:20.225	41.815	33.772
3	1	1:49.924	35.290	40.435	34.199	9	1	1:48.886	34.548	40.639	33.699
4	1	1:48.735	35.289	40.253	33.193	10	1	1:49.460	34.708	40.866	33.886

# H. ESSERS Belgian Truck Grand Prix

Circuit Zolder, length 4000 m

13. September - 15. September 2019

Cup & Tourenwagen Trophy



## Lap Analysis Timed Practice 2,

-Reg.No.: C-Z-BTGP-ANN-025

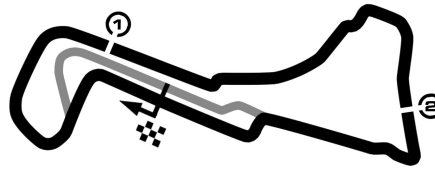
Lap	D	Time	S1	S2	S3	Lap	D	Time	S1	S2	S3
5	1	<b>1:46.541</b>	<b>34.398</b>	<b>39.047</b>	33.096	11	1	1:52.816	34.673	40.444	37.699
6	1	1:47.112	34.794	39.246	<b>33.072</b>	12	1	2:17.824	40.405	47.929	

# H. ESSERS Belgian Truck Grand Prix

Circuit Zolder, length 4000 m

13. September - 15. September 2019

Cup & Tourenwagen Trophy



## Lap Analysis Timed Practice 2,

-Reg.No.: C-Z-BTGP-ANN-025

27 Harald Tänzler (DEU) (BMW E46 WTC)						Theoretische Bestzeit: 1:44.026					
Lap	D	Time	S1	S2	S3	Lap	D	Time	S1	S2	S3
1	1	2:41.611		59.490	35.585	8	1	1:45.957	33.633	39.252	33.072
2	1	1:52.215	36.310	41.414	34.491	9	1	2:09.100	34.564	40.785	
3	1	1:46.534	33.869	38.767	33.898	10	1	3:40.282	2:25.350	41.492	33.440
4	1	1:51.133	35.839	41.117	34.177	11	1	1:44.552	33.338	38.768	<b>32.446</b>
5	1	1:45.447	33.838	<b>38.461</b>	33.148	12	1	1:45.685	33.662	38.667	33.356
6	1	1:46.543	33.347	39.967	33.229	13	1	1:45.271	33.353	38.805	33.113
7	1	<b>1:44.036</b>	<b>33.119</b>	38.467	32.450	14	1	2:13.654	36.256	42.932	

29 Michael Maier (DEU) (Porsche 944 Turbo Cup)						Theoretische Bestzeit: 1:59.828					
Lap	D	Time	S1	S2	S3	Lap	D	Time	S1	S2	S3
1	1	2:51.464		59.078	41.560	8	1	3:42.784	2:14.405	50.675	37.704
2	1	2:04.290	40.968	46.208	37.114	9	1	2:00.728	39.236	44.830	36.662
3	1	2:00.739	39.063	44.930	36.746	10	1	2:03.199	<b>38.783</b>	47.778	<b>36.638</b>
4	1	2:06.022	41.012	45.680	39.330	11	1	2:07.397	41.176	46.623	39.598
5	1	2:04.152	39.806	46.269	38.077	12	1	2:05.154	43.066	44.915	37.173
6	1	2:03.465	39.771	45.360	38.334	13	1	<b>2:00.306</b>	39.008	<b>44.407</b>	36.891
7	1	2:17.204	38.833	47.708		14	1	2:22.079	42.836	49.402	

34 Chris Jirsch (DEU) (Renault Clio RS)						Theoretische Bestzeit: 1:50.244					
Lap	D	Time	S1	S2	S3	Lap	D	Time	S1	S2	S3
1	1	4:52.204		57.825	41.043	8	1	1:59.252	<b>35.445</b>	40.545	43.262
2	1	1:56.343	38.812	42.637	34.894	9	1	2:14.320	43.890	53.774	36.656
3	1	1:52.634	36.073	41.354	35.207	10	1	2:03.552	35.735	41.173	
4	1	1:50.948	35.785	40.694	34.469	11	1	2:41.551	1:25.332	41.637	34.582
5	1	1:51.653	35.840	41.354	34.459	12	1	1:52.153	36.542	41.062	34.549
6	1	<b>1:50.630</b>	35.831	<b>40.464</b>	<b>34.335</b>	13	1	1:51.738	35.711	41.215	34.812
7	1	1:51.642	35.493	40.839	35.310	14	1	1:51.282	35.495	40.611	35.176

35 Karl-Friedrich Joho (DEU) (Renault Clio III Cup)						Theoretische Bestzeit: 1:57.185					
Lap	D	Time	S1	S2	S3	Lap	D	Time	S1	S2	S3
1	1	3:40.542		59.670	42.851	9	1	1:59.673	38.569	44.350	36.754
2	1	2:06.142	41.698	46.255	38.189	10	1	1:59.011	38.273	44.239	36.499
3	1	2:00.987	38.229	45.785	36.973	11	1	2:00.478	37.933	45.317	37.228
4	1	1:59.580	38.773	44.291	36.516	12	1	1:59.951	37.685	45.666	36.600
5	1	1:59.799	38.022	44.654	37.123	13	1	2:00.204	38.023	45.065	37.116
6	1	<b>1:57.807</b>	<b>37.529</b>	<b>43.399</b>	36.879	14	1	1:59.881	38.819	44.374	36.688
7	1	1:58.620	38.724	43.639	<b>36.257</b>	15	1	2:44.219	43.461	54.772	
8	1	2:02.255	38.172	46.830	37.253						

36 Oliver Greven (DEU) Roman Schiemenz (Renault Clio 3 RS Cup 24h)						Theoretische Bestzeit: 1:51.303					
Lap	D	Time	S1	S2	S3	Lap	D	Time	S1	S2	S3
1	1	3:00.510		54.994	37.862	9	1	1:51.867	36.158	<b>40.872</b>	34.837
2	1	1:57.969	39.414	43.309	35.246	10	1	1:52.091	<b>35.804</b>	41.660	<b>34.627</b>
3	1	1:56.162	37.782	43.281	35.099	11	1	2:00.556	40.097	44.461	35.998
4	1	1:53.350	36.768	41.837	34.745	12	1	<b>1:51.385</b>	35.814	40.906	34.665
5	1	1:53.020	36.659	41.526	34.835	13	1	2:19.679	46.823	51.604	41.252
6	1	2:05.293	37.238	41.777		14	1	1:54.187	35.914	43.422	34.851
7	1	3:08.252	1:51.267	42.178	34.807	15	1	2:07.510	36.074	42.649	
8	1	1:51.601	35.928	40.984	34.689						

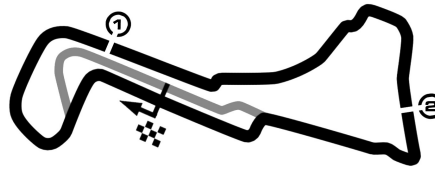
37 Leon Koslowski (DEU) (Renault Clio III Cup)						Theoretische Bestzeit: 1:51.891					
Lap	D	Time	S1	S2	S3	Lap	D	Time	S1	S2	S3
1	1	4:52.747		53.841	40.570	7	1	2:03.490	36.137	41.625	
2	1	1:57.880	39.696	42.677	35.507	8	1	3:55.691	2:24.758	53.739	37.194
3	1	1:52.839	36.024	41.654	35.161	9	1	1:53.364	36.154	42.114	<b>35.096</b>
4	1	1:53.189	35.898	42.090	35.201	10	1	1:53.953	36.605	42.127	35.221
5	1	1:52.879	35.789	41.753	35.337	11	1	2:07.963	37.193	43.803	
6	1	<b>1:51.904</b>	<b>35.633</b>	<b>41.162</b>	35.109						

# H. ESSERS Belgian Truck Grand Prix

Circuit Zolder, length 4000 m

13. September - 15. September 2019

Cup & Tourenwagen Trophy



**CTI** CUP- UND TOURENWAGEN TROPHY

## Lap Analysis Timed Practice 2,

-Reg.No.: C-Z-BTGP-ANN-025

### 38 Christoph Eicker (DEU) (Renault Clio RS III)

Theoretische Bestzeit: 1:51.095

Lap	D	Time	S1	S2	S3	Lap	D	Time	S1	S2	S3
1	1	3:46.628		54.506	39.163	9	1	1:56.044	38.155	42.003	35.886
2	1	1:57.486	38.694	43.373	35.419	10	1	1:52.453	36.253	41.145	35.055
3	1	1:53.510	36.600	42.024	34.886	11	1	1:52.362	36.124	41.447	34.791
4	1	1:52.838	36.791	41.472	34.575	12	1	<b>1:52.125</b>	<b>35.692</b>	<b>41.021</b>	35.412
5	1	1:52.310	36.661	41.267	<b>34.382</b>	13	1	1:52.659	36.148	41.557	34.954
6	1	1:52.863	36.292	42.090	34.481	14	1	1:53.420	36.012	42.057	35.351
7	1	1:52.857	35.740	41.851	35.266	15	1	1:52.414	35.989	41.439	34.986
8	1	1:53.019	36.364	41.084	35.571						

### 39 Jens Schmitt (DEU) (Renault Clio RS 3 Cup)

Theoretische Bestzeit: 1:52.970

Lap	D	Time	S1	S2	S3	Lap	D	Time	S1	S2	S3
1	1	3:58.364		53.918	38.611	8	1	<b>1:53.746</b>	36.666	<b>41.889</b>	35.191
2	1	1:58.217	38.927	43.339	35.951	9	1	1:55.941	36.205	43.898	35.838
3	1	1:59.710	37.211	46.067	36.432	10	1	1:54.722	36.527	42.765	35.430
4	1	1:55.012	36.697	42.502	35.813	11	1	1:55.377	36.865	43.402	<b>35.110</b>
5	1	1:56.884	37.026	44.504	35.354	12	1	1:56.654	36.165	43.405	37.084
6	1	1:57.034	36.951	43.067	37.016	13	1	2:18.307	<b>35.971</b>	46.143	
7	1	1:58.272	38.840	43.562	35.870						

### 40 Bernd Ackermann (DEU) (Renault Clio Cup)

Theoretische Bestzeit: 2:01.111

Lap	D	Time	S1	S2	S3	Lap	D	Time	S1	S2	S3
1	1	3:08.026		56.537	42.510	7	1	2:18.884	39.771	46.402	
2	1	2:13.366	43.489	50.188	39.689	8	1	3:55.769	2:28.820	48.525	38.424
3	1	2:08.524	41.816	47.611	39.097	9	1	2:03.434	40.249	45.378	37.807
4	1	2:08.923	40.789	49.478	38.656	10	1	2:03.053	40.088	45.178	<b>37.787</b>
5	1	2:10.941	40.967	50.606	39.368	11	1	<b>2:01.808</b>	<b>38.509</b>	<b>44.815</b>	38.484
6	1	2:04.397	40.145	46.441	37.811	12	1	2:36.118	41.795	46.050	

### 41 Berthold Bermel (DEU) (Renault Clio RS 3 Cup)

Theoretische Bestzeit: 1:54.326

Lap	D	Time	S1	S2	S3	Lap	D	Time	S1	S2	S3
1	1	3:02.011		59.709	39.419	9	1	3:02.578	1:42.034	44.149	36.395
2	1	2:02.864	39.787	46.329	36.748	10	1	1:56.241	37.712	42.972	35.557
3	1	1:57.218	38.104	43.458	35.656	11	1	1:55.227	37.199	42.654	<b>35.374</b>
4	1	1:57.503	37.970	43.347	36.186	12	1	1:55.073	<b>36.694</b>	42.569	35.810
5	1	1:57.882	38.295	43.433	36.154	13	1	1:57.498	37.273	43.071	37.154
6	1	1:56.595	37.780	43.217	35.598	14	1	1:55.780	37.599	42.681	35.500
7	1	1:56.744	37.725	43.386	35.633	15	1	<b>1:54.719</b>	36.776	<b>42.258</b>	35.685
8	1	2:07.967	37.548	43.369							

### 45 Rainer Stoffel (DEU) Phillip Müller (BMW Mini Cooper R 56 Challenge)

Theoretische Bestzeit: 1:49.133

Lap	D	Time	S1	S2	S3	Lap	D	Time	S1	S2	S3
1	1	3:42.286		58.519	41.508	8	1	2:11.059	36.027	40.873	
2	1	2:03.220	40.240	46.584	36.396	9	1	3:42.387	2:10.160	51.274	40.953
3	1	1:55.886	37.605	42.214	36.067	10	1	2:04.670	42.248	45.054	37.368
4	1	1:53.487	37.291	41.493	34.703	11	1	2:04.644	40.491	47.957	36.196
5	1	1:53.734	37.285	40.741	35.708	12	1	1:50.460	35.963	40.584	33.913
6	1	1:51.726	36.845	40.264	34.617	13	1	1:49.660	35.677	40.164	33.819
7	1	1:52.597	35.641	40.437	36.519	14	1	<b>1:49.133</b>	<b>35.223</b>	<b>40.106</b>	<b>33.804</b>

### 46 Wolfgang Kaufmann (DEU) Dietmar Blaskowski (BMW Z4M Coupe)

Theoretische Bestzeit: 1:48.718

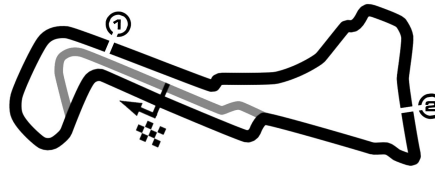
Lap	D	Time	S1	S2	S3	Lap	D	Time	S1	S2	S3
1	1	2:30.183		52.221	43.285	7	1	1:49.814	<b>34.635</b>	<b>40.387</b>	34.792
2	1	1:57.063	37.333	44.551	35.179	8	1	2:15.776	41.345	48.665	
3	1	1:52.424	35.940	42.040	34.444	9	1	3:06.139	1:47.196	43.459	35.484
4	1	1:53.733	37.242	41.569	34.922	10	1	1:53.462	35.160	44.025	34.277
5	1	<b>1:49.289</b>	35.184	40.409	<b>33.696</b>	11	1	1:56.569	35.105	41.372	40.092
6	1	1:52.700	35.298	42.348	35.054	12	1	2:03.626	35.522	42.965	

# H. ESSERS Belgian Truck Grand Prix

Circuit Zolder, length 4000 m

13. September - 15. September 2019

Cup & Tourenwagen Trophy



## Lap Analysis Timed Practice 2,

-Reg.No.: C-Z-BTGP-ANN-025

47 Manfred Siek (DEU) (BMW AG MINI JCW Challenge)						Theoretische Bestzeit: 1:53.120					
Lap	D	Time	S1	S2	S3	Lap	D	Time	S1	S2	S3
1	1	3:03.397		55.047	38.174	8	1	1:54.338	36.991	41.360	35.987
2	1	1:58.540	38.669	43.799	36.072	9	1	1:53.303	<b>36.602</b>	41.198	35.503
3	1	1:55.626	37.255	42.035	36.336	10	1	<b>1:53.171</b>	36.627	41.200	<b>35.344</b>
4	1	2:10.119	37.406	43.004		11	1	1:54.375	37.280	<b>41.174</b>	35.921
5	1	3:02.813	1:44.745	42.704	35.364	12	1	1:54.832	36.606	42.703	35.523
6	1	1:55.141	37.663	41.806	35.672	13	1	2:09.625	37.566	41.838	
7	1	1:55.166	37.032	42.132	36.002						

48 Uwe Welzenbach (DEU) (BMW AG MINI JCW Challenge)						Theoretische Bestzeit: 1:53.002					
Lap	D	Time	S1	S2	S3	Lap	D	Time	S1	S2	S3
1	1	3:08.452		51.963	40.261	8	1	2:12.221	38.420	45.726	
2	1	2:04.543	43.260	44.835	36.448	9	1	3:38.043	2:13.724	46.577	37.742
3	1	1:57.914	38.420	43.774	35.720	10	1	1:59.030	38.921	43.499	36.610
4	1	1:57.841	38.188	43.521	36.132	11	1	1:54.807	37.274	42.800	<b>34.733</b>
5	1	1:57.608	38.615	43.018	35.975	12	1	<b>1:53.598</b>	36.932	<b>41.597</b>	35.069
6	1	1:56.462	38.006	43.008	35.448	13	1	1:55.717	<b>36.672</b>	42.697	36.348
7	1	1:57.341	39.034	43.331	34.976	14	1	2:17.209	38.497	47.289	

49 Pirmin Weixler (DEU) (BMW AG MINI JCW Challenge)						Theoretische Bestzeit: 1:52.878					
Lap	D	Time	S1	S2	S3	Lap	D	Time	S1	S2	S3
1	1	3:04.038		54.945	38.116	8	1	1:54.761	36.642	42.015	36.104
2	1	1:59.146	38.500	44.058	36.588	9	1	1:55.071	36.751	41.821	36.499
3	1	1:55.338	37.196	42.125	36.017	10	1	2:08.633	36.940	42.192	
4	1	1:56.291	37.155	42.836	36.300	11	1	4:42.944	3:16.348	48.357	38.239
5	1	1:55.174	36.935	42.125	36.114	12	1	1:54.465	36.578	41.611	36.276
6	1	1:55.060	36.851	41.953	36.256	13	1	<b>1:52.929</b>	36.421	<b>41.017</b>	<b>35.491</b>
7	1	1:54.910	36.785	41.997	36.128	14	1	1:53.069	<b>36.370</b>	41.066	35.633

54 Marius Barczak (DEU) (VW Scirocco)						Theoretische Bestzeit: 1:48.227					
Lap	D	Time	S1	S2	S3	Lap	D	Time	S1	S2	S3
1	1	2:42.147		50.235	35.693	8	1	1:49.898	35.567	41.074	33.257
2	1	1:52.826	36.835	42.682	33.309	9	1	1:51.313	35.587	42.377	33.349
3	1	1:50.420	35.630	41.414	33.376	10	1	1:49.197	35.343	40.417	33.437
4	1	2:02.348	35.787	41.512		11	1	<b>1:48.494</b>	35.297	<b>40.006</b>	<b>33.191</b>
5	1	7:19.145	6:04.246	41.442	33.457	12	1	1:52.766	36.392	42.336	34.038
6	1	1:49.649	35.360	40.942	33.347	13	1	2:02.995	<b>35.030</b>	41.000	
7	1	1:50.304	35.686	40.709	33.909						

55 Michael Haager (DEU) (Audi A 3 Turbo)						Theoretische Bestzeit: 1:43.873					
Lap	D	Time	S1	S2	S3	Lap	D	Time	S1	S2	S3
1	1	2:52.132		58.552	40.472	9	1	1:47.035	34.297	39.579	33.159
2	1	1:54.597	37.676	42.755	34.166	10	1	1:45.065	33.559	38.864	32.642
3	1	1:50.694	35.140	41.777	33.777	11	1	1:44.960	33.950	38.967	<b>32.043</b>
4	1	1:47.466	34.832	39.777	32.857	12	1	1:44.864	33.979	38.718	32.167
5	1	1:46.094	33.647	38.854	33.593	13	1	1:44.870	33.740	<b>38.418</b>	32.712
6	1	1:46.063	34.187	39.188	32.688	14	1	1:45.979	33.961	39.302	32.716
7	1	2:07.034	34.577	40.858		15	1	<b>1:44.363</b>	<b>33.412</b>	38.887	32.064
8	1	3:14.683	2:02.255	40.103	32.325	16	1	1:47.132	34.049	40.150	32.933

56 Jesco Kacmarek (DEU) (Audi TTS)						Theoretische Bestzeit: 1:43.697					
Lap	D	Time	S1	S2	S3	Lap	D	Time	S1	S2	S3
1	1	14:57.486		43.996	33.736	3	1	2:10.203	35.820	45.053	
2	1	<b>1:43.697</b>	<b>33.478</b>	<b>37.922</b>	<b>32.297</b>						

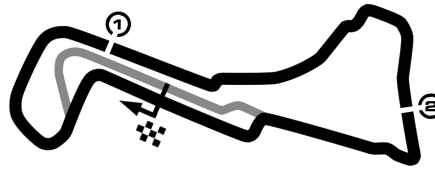
57 Michael Nolte (DEU) (Porsche Supercup NM)						Theoretische Bestzeit: 1:42.673					
Lap	D	Time	S1	S2	S3	Lap	D	Time	S1	S2	S3
1	1	3:36.412		49.209	32.963	3	1	<b>1:42.795</b>	<b>33.206</b>	38.290	<b>31.299</b>
2	1	1:43.385	33.258	<b>38.168</b>	31.959	4	1	2:03.274	33.414	41.689	

# H. ESSERS Belgian Truck Grand Prix

Circuit Zolder, length 4000 m

13. September - 15. September 2019

Cup & Tourenwagen Trophy



**CTI** CUP- UND  
TOURENWAGEN  
TROPHY

## Lap Analysis Timed Practice 2,

-Reg.No.: C-Z-BTGP-ANN-025

### 58 Jörg Muszczak (DEU) (Seat Supercopa MK2)

Theoretische Bestzeit: 1:46.205

Lap	D	Time	S1	S2	S3	Lap	D	Time	S1	S2	S3
1	1	4:13.959		43.509	33.772	8	1	1:51.713	34.317	44.235	<b>33.161</b>
2	1	<b>1:46.265</b>	<b>34.155</b>	<b>38.889</b>	33.221	9	1	1:49.503	34.510	40.811	34.182
3	1	1:51.393	34.478	42.131	34.784	10	1	1:50.682	35.887	40.923	33.872
4	1	2:08.361	34.669	42.412		11	1	1:55.915	38.208	43.350	34.357
5	1	3:22.000	1:54.076	49.781	38.143	12	1	2:04.340	34.351	39.306	50.683
6	1	2:02.581	34.375	48.504	39.702	13	1	2:02.659	42.481	45.025	35.153
7	1	1:46.502	34.415	38.897	33.190	14	1	1:47.595	34.211	39.322	34.062

### 62 Max Maier (DEU) (Porsche 996 GT 3 Cup)

Theoretische Bestzeit: 1:43.337

Lap	D	Time	S1	S2	S3	Lap	D	Time	S1	S2	S3
1	1	2:27.398		46.040	35.381	9	1	1:57.129	34.244	39.065	
2	1	1:47.997	35.831	39.698	32.468	10	1	2:57.715	1:46.682	38.908	32.125
3	1	1:45.533	34.070	39.280	32.183	11	1	1:44.745	34.517	38.346	31.882
4	1	1:48.989	34.366	42.305	32.318	12	1	1:45.439	34.515	38.858	32.066
5	1	1:45.575	34.523	38.917	32.135	13	1	1:46.664	34.687	40.549	31.428
6	1	1:45.785	35.088	38.583	32.114	14	1	1:44.780	35.014	38.371	<b>31.395</b>
7	1	1:46.415	<b>33.657</b>	40.528	32.230	15	1	1:44.614	33.725	39.033	31.856
8	1	1:46.346	34.070	39.780	32.496	16	1	<b>1:44.326</b>	34.184	<b>38.285</b>	31.857

### 65 Hans-Ulrich Kainzinger (DEU) (Porsche 996 GT3 Cup)

Theoretische Bestzeit: 1:45.051

Lap	D	Time	S1	S2	S3	Lap	D	Time	S1	S2	S3
1	1	3:45.684		54.789	38.989	4	1	<b>1:45.304</b>	34.022	38.890	<b>32.392</b>
2	1	1:54.123	38.047	43.154	32.922	5	1	2:06.651	35.477	40.746	
3	1	1:45.524	<b>33.853</b>	<b>38.806</b>	32.865						

### 75 Tamara Streib (DEU) (VW LUPO GTI CUP GELB)

Theoretische Bestzeit: 2:12.111

Lap	D	Time	S1	S2	S3	Lap	D	Time	S1	S2	S3
1	1	3:49.903		1:00.324	44.067	2	1	<b>2:12.111</b>	<b>40.475</b>	<b>48.791</b>	<b>42.845</b>

### 211 Marcus Gesell (DEU) (Seat Leon Supercopa MK2 GMS)

Theoretische Bestzeit: 1:45.410

Lap	D	Time	S1	S2	S3	Lap	D	Time	S1	S2	S3
1	1	4:09.898		40.903	33.544	8	1	4:31.474	3:16.212	41.251	34.011
2	1	2:09.932	48.866	39.557	41.509	9	1	1:46.870	34.396	39.108	33.366
3	1	2:19.347	1:01.322	42.179	35.846	10	1	<b>1:45.792</b>	<b>34.050</b>	38.895	32.847
4	1	1:46.900	34.452	39.266	33.182	11	1	1:51.087	34.512	40.912	35.663
5	1	1:46.103	34.444	38.922	<b>32.737</b>	12	1	1:51.971	36.515	41.897	33.559
6	1	1:53.838	34.478	45.824	33.536	13	1	1:50.987	34.944	42.239	33.804
7	1	2:17.046	35.010	48.154		14	1	1:46.175	34.284	<b>38.623</b>	33.268