


24 HEURES CAMIONS

Le Mans Bugatti, length 4185 m

28.-29. September 2019

Lotus Cup Europe

Lap Analysis Race 1,



FFSA

1 Bence Balogh (HUN) (Evora GT4)

Theoretische Bestzeit: 1:46.967

Lap	D	Time	S1	S2	S3	Lap	D	Time	S1	S2	S3
1	1	1:50.424	52.131	30.509	27.784	10	1	1:48.898	50.393	30.637	27.868
2	1	1:47.383	49.311	30.380	27.692	11	1	1:48.470	49.963	30.518	27.989
3	1	1:47.284	49.374	30.263	27.647	12	1	1:48.390	49.646	30.711	28.033
4	1	1:47.133	49.057	30.270	27.806	13	1	1:48.594	49.806	30.764	28.024
5	1	1:47.715	49.433	30.408	27.874	14	1	1:49.775	49.988	30.777	29.010
6	1	1:47.405	49.244	30.268	27.893	15	1	1:50.231	50.718	31.034	28.479
7	1	1:47.574	49.305	30.384	27.885	16	1	1:48.865	50.070	30.685	28.110
8	1	1:47.863	49.388	30.539	27.936	17	1	1:49.602	50.532	30.753	28.317
9	1	1:48.056	49.500	30.582	27.974						

7 David McNulty (GBR) (Exige V6 Cup R)

Theoretische Bestzeit: 1:49.261

Lap	D	Time	S1	S2	S3	Lap	D	Time	S1	S2	S3
1	1	1:56.497	56.244	31.681	28.572	10	1	1:51.427	50.891	31.801	28.735
2	1	1:50.342	50.491	31.683	28.168	11	1	1:51.135	51.345	31.374	28.416
3	1	1:50.492	50.351	31.610	28.531	12	1	1:49.982	50.366	31.025	28.591
4	1	1:50.536	50.718	31.511	28.307	13	1	1:51.044	51.558	31.218	28.268
5	1	1:49.935	50.282	31.290	28.363	14	1	1:51.542	51.221	31.794	28.527
6	1	1:49.757	50.194	31.353	28.210	15	1	1:50.096	50.347	31.061	28.688
7	1	1:51.079	50.198	32.112	28.769	16	1	1:50.932	50.842	31.532	28.558
8	1	1:50.331	50.144	31.596	28.591	17	1	1:49.658	50.303	30.949	28.406
9	1	1:53.759	50.519	32.231	31.009						

8 Janos Santa (HUN) (Exige V6 Cup R)

Theoretische Bestzeit: 1:52.757

Lap	D	Time	S1	S2	S3	Lap	D	Time	S1	S2	S3
1	1	2:01.172	58.451	33.104	29.617	10	1	1:54.113	52.394	32.443	29.276
2	1	1:54.244	52.572	32.222	29.450	11	1	1:55.297	53.448	32.810	29.039
3	1	1:54.335	52.601	32.304	29.430	12	1	1:53.233	51.931	32.182	29.120
4	1	1:54.020	52.583	32.105	29.332	13	1	1:53.558	51.963	32.117	29.478
5	1	1:53.507	52.008	32.342	29.157	14	1	1:54.001	52.356	32.090	29.555
6	1	1:53.204	52.055	31.945	29.204	15	1	1:54.123	52.491	32.063	29.569
7	1	1:53.245	52.045	32.016	29.184	16	1	1:53.088	51.872	32.053	29.163
8	1	1:53.259	52.110	32.132	29.017	17	1	1:53.197	51.795	32.146	29.256
9	1	1:54.011	52.496	32.208	29.307						

9 Xavier Georges (FRA) (Exige V6 Cup R)

Theoretische Bestzeit: 1:47.118

Lap	D	Time	S1	S2	S3	Lap	D	Time	S1	S2	S3
1	1	1:51.080	52.528	30.674	27.878	8	1	1:48.163	49.725	30.324	28.114
2	1	1:47.278	49.098	30.369	27.811	9	1	1:48.272	49.350	30.927	27.995
3	1	1:47.765	49.191	30.834	27.740	10	1	1:49.330	50.888	30.468	27.974
4	1	1:48.146	49.591	30.680	27.875	11	1	1:48.897	50.460	30.440	27.997
5	1	1:47.479	49.084	30.685	27.710	12	1	1:48.867	49.766	31.044	28.057
6	1	1:47.803	49.369	30.529	27.905	13	1	1:59.022	49.956	33.703	
7	1	1:48.326	49.609	30.474	28.243						

11 Jason McNulty (GBR) (Evora GT4)

Theoretische Bestzeit: 1:47.846

Lap	D	Time	S1	S2	S3	Lap	D	Time	S1	S2	S3
1	1	1:53.774	54.918	30.934	27.922	10	1	1:49.630	50.915	30.569	28.146
2	1	1:48.723	49.570	31.022	28.131	11	1	1:49.332	50.124	30.975	28.233
3	1	1:48.814	49.626	31.312	27.876	12	1	1:49.302	49.790	31.150	28.362
4	1	1:49.459	50.258	31.037	28.164	13	1	1:50.085	50.401	30.970	28.714
5	1	1:49.467	49.685	31.916	27.866	14	1	1:49.921	50.277	31.154	28.490
6	1	1:48.724	49.924	30.820	27.980	15	1	1:50.295	51.082	30.885	28.328
7	1	1:48.689	49.608	30.973	28.108	16	1	1:50.569	50.029	31.703	28.837
8	1	1:48.517	50.241	30.549	27.727	17	1	1:51.723	50.436	30.984	30.303
9	1	1:48.483	49.709	30.943	27.831						

12 Ian Fenwick (GBR) (Exige S1)

Theoretische Bestzeit: 1:52.772

Lap	D	Time	S1	S2	S3	Lap	D	Time	S1	S2	S3
1	1	2:00.723	57.788	33.186	29.749	5	1	1:53.584	52.074	32.763	28.747
2	1	1:54.274	52.261	32.360	29.653	6	1	1:53.210	51.762	32.304	29.144
3	1	1:54.186	52.391	32.444	29.351	7	1	1:53.357	51.887	32.388	29.082


24 HEURES CAMIONS

Le Mans Bugatti, length 4185 m

28.-29. September 2019

Lotus Cup Europe

Lap Analysis Race 1,



Fédération Française de Sport Automobile **FFSA**

Lap	D	Time	S1	S2	S3	Lap	D	Time	S1	S2	S3
4	1	1:53.584	52.112	32.408	29.064	8	1	1:53.162	51.964	32.492	28.706

24 HEURES CAMIONS

Le Mans Bugatti, length 4185 m

28.-29. September 2019

Lotus Cup Europe

Lap Analysis Race 1,



FFSA

14 Nathalie Genoud-Prachex (FRA) (2-Eleven)

Theoretische Bestzeit: 1:52.254

Lap	D	Time	S1	S2	S3	Lap	D	Time	S1	S2	S3
1	1	1:59.370	57.454	32.690	29.226	10	1	1:54.124	52.568	32.422	29.134
2	1	1:52.833	51.575	32.334	28.924	11	1	1:54.525	52.917	32.414	29.194
3	1	1:54.095	52.852	32.532	28.711	12	1	1:54.257	52.440	32.606	29.211
4	1	1:52.381	51.702	32.137	28.542	13	1	1:54.915	52.776	32.778	29.361
5	1	1:53.581	52.041	32.548	28.992	14	1	1:54.542	52.907	32.405	29.230
6	1	1:53.370	52.155	32.364	28.851	15	1	1:54.141	52.317	32.420	29.404
7	1	1:52.672	51.629	32.230	28.813	16	1	1:53.904	52.522	32.345	29.037
8	1	1:53.217	52.077	32.224	28.916	17	1	1:54.089	52.345	32.265	29.479
9	1	1:54.143	52.245	32.394	29.504						

17 Thierry Verhiest (BEL) (Exige V6 Cup R)

Theoretische Bestzeit: 1:48.224

Lap	D	Time	S1	S2	S3	Lap	D	Time	S1	S2	S3
1	1	1:55.356	55.198	31.680	28.478	10	1	1:49.814	50.544	30.890	28.380
2	1	1:49.872	50.616	31.147	28.109	11	1	2:02.528	1:01.903	32.155	28.470
3	1	1:49.286	49.961	31.118	28.207	12	1	1:49.429	50.158	30.895	28.376
4	1	1:48.861	49.871	30.765	28.225	13	1	1:50.528	50.503	31.400	28.625
5	1	1:49.194	49.999	31.201	27.994	14	1	1:53.693	50.186	31.996	
6	1	1:49.232	50.075	31.152	28.005	15	1	2:18.815	1:17.915	31.702	29.198
7	1	1:48.612	49.465	30.900	28.247	16	1	1:50.475	50.494	31.479	28.502
8	1	1:48.608	49.501	31.072	28.035	17	1	1:51.021	50.793	31.266	28.962
9	1	1:48.840	49.917	30.922	28.001						

21 Daniel Palma (SWE) (Exige V6 Cup R)

Theoretische Bestzeit: 1:48.120

Lap	D	Time	S1	S2	S3	Lap	D	Time	S1	S2	S3
1	1	1:52.181	53.089	30.768	28.324	7	1	1:49.238	50.048	31.250	27.940
2	1	1:48.957	49.667	31.047	28.243	8	1	1:49.795	50.835	30.849	28.111
3	1	1:49.401	50.192	31.082	28.127	9	1	1:48.428	49.515	30.766	28.147
4	1	1:49.249	50.172	31.238	27.839	10	1	1:50.359	50.610	30.847	28.902
5	1	1:49.274	50.157	31.101	28.016	11	1	8:57.460	1:47.439		
6	1	1:48.937	49.939	30.890	28.108						

29 Craig Denman (GBR) (Elise Cup R)

Theoretische Bestzeit: 1:55.477

Lap	D	Time	S1	S2	S3	Lap	D	Time	S1	S2	S3
1	1	2:04.957	1:00.077	34.715	30.165	9	1	1:56.028	53.249	33.378	29.401
2	1	1:56.681	54.087	33.224	29.370	10	1	1:55.956	53.378	33.411	29.167
3	1	1:55.954	53.086	33.466	29.402	11	1	1:56.048	53.218	33.406	29.424
4	1	1:56.693	53.348	33.480	29.865	12	1	1:56.480	53.468	33.409	29.603
5	1	1:56.452	53.353	33.688	29.411	13	1	1:56.514	53.409	33.553	29.552
6	1	1:56.746	53.666	33.700	29.380	14	1	1:56.436	53.296	33.446	29.694
7	1	1:56.567	53.832	33.475	29.260	15	1	1:56.076	53.336	33.402	29.338
8	1	1:55.910	53.268	33.279	29.363	16	1	1:56.666	53.326	33.637	29.703

33 Mick Edwards (GBR) (Elise S3)

Theoretische Bestzeit: 1:58.970

Lap	D	Time	S1	S2	S3	Lap	D	Time	S1	S2	S3
1	1	2:06.977	1:01.783	34.844	30.350	6	1	2:21.095	1:01.151	40.748	
2	1	1:58.970	54.614	34.113	30.243	7	1	7:19.063	6:13.483	34.832	30.748
3	1	2:00.254	55.014	34.538	30.702	8	1	2:01.745	56.057	34.793	30.895
4	1	2:08.660	57.930	36.750		9	1	2:01.533	56.258	34.583	30.692
5	1	8:53.729	7:45.410	37.013	31.306						

37 Mark Yates (GBR) (Elise Cup R)

Theoretische Bestzeit: 1:56.176

Lap	D	Time	S1	S2	S3	Lap	D	Time	S1	S2	S3
1	1	2:04.004	59.767	34.406	29.831	9	1	1:57.229	53.908	33.712	29.609
2	1	1:58.330	54.820	33.828	29.682	10	1	1:56.806	53.699	33.218	29.889
3	1	1:56.650	53.789	33.355	29.506	11	1	1:57.528	53.958	33.737	29.833
4	1	1:57.202	53.675	33.816	29.711	12	1	1:57.234	53.993	33.622	29.619
5	1	1:57.207	53.855	33.773	29.579	13	1	1:57.927	53.827	33.961	30.139
6	1	1:56.462	53.473	33.504	29.485	14	1	1:58.029	54.443	33.839	29.747
7	1	1:56.906	53.867	33.401	29.638	15	1	1:56.976	53.973	33.362	29.641
8	1	1:57.104	53.747	33.659	29.698	16	1	1:56.991	53.876	33.523	29.592

24 HEURES CAMIONS

Le Mans Bugatti, length 4185 m

28.-29. September 2019

Lotus Cup Europe

Lap Analysis Race 1,



FFSA

41 Anthony Fournier (FRA) (2-Eleven)

Theoretische Bestzeit: 1:49.536

Lap	D	Time	S1	S2	S3	Lap	D	Time	S1	S2	S3
1	1	1:57.429	56.787	31.713	28.929	10	1	1:50.254	50.958	31.292	28.004
2	1	1:51.013	51.626	31.157	28.230	11	1	1:49.721	50.682	31.104	27.935
3	1	1:50.073	50.526	31.305	28.242	12	1	1:49.761	50.600	31.162	27.999
4	1	1:50.941	51.514	31.348	28.079	13	1	1:50.951	50.659	31.365	28.927
5	1	1:50.472	50.798	31.497	28.177	14	1	1:51.245	50.722	31.980	28.543
6	1	1:50.501	50.516	31.575	28.410	15	1	1:50.075	50.628	31.303	28.144
7	1	1:50.387	50.664	31.219	28.504	16	1	1:50.263	50.497	31.105	28.661
8	1	1:50.373	50.703	31.291	28.379	17	1	1:52.384	52.935	31.207	28.242
9	1	1:50.450	50.813	31.342	28.295						

51 David Harvey (GBR) (340R)

Theoretische Bestzeit: 1:50.855

Lap	D	Time	S1	S2	S3	Lap	D	Time	S1	S2	S3
1	1	2:00.011	58.341	32.295	29.375	10	1	1:52.276	51.028	31.985	29.263
2	1	1:53.066	51.759	32.305	29.002	11	1	1:53.790	52.236	32.194	29.360
3	1	1:52.232	51.316	32.031	28.885	12	1	1:53.050	51.375	32.558	29.117
4	1	1:51.580	50.807	31.857	28.916	13	1	1:52.717	51.459	32.053	29.205
5	1	1:52.222	51.410	32.015	28.797	14	1	1:52.740	51.190	31.986	29.564
6	1	1:51.179	50.876	31.653	28.650	15	1	1:52.638	51.222	31.838	29.578
7	1	1:51.424	50.882	31.785	28.757	16	1	1:52.814	52.266	31.651	28.897
8	1	1:51.210	50.554	31.703	28.953	17	1	1:52.595	50.698	31.741	30.156
9	1	1:52.308	51.182	32.031	29.095						

57 Christopher Laroche (FRA) Franck Laroche (2-Eleven)

Theoretische Bestzeit: 1:49.716

Lap	D	Time	S1	S2	S3	Lap	D	Time	S1	S2	S3
1	1	1:54.429	54.339	31.728	28.362	10	1	1:50.054	50.590	31.386	28.078
2	1	1:51.464	50.710	32.224	28.530	11	1	1:50.457	50.922	31.394	28.141
3	1	1:50.675	50.667	31.468	28.540	12	1	1:50.162	50.592	31.285	28.285
4	1	1:50.514	50.773	31.629	28.112	13	1	1:50.720	50.552	31.571	28.597
5	1	1:51.053	50.630	31.947	28.476	14	1	1:51.163	50.548	32.135	28.480
6	1	1:51.239	51.359	31.497	28.383	15	1	1:50.116	50.816	31.353	27.947
7	1	1:50.282	50.598	31.416	28.268	16	1	1:50.765	50.507	31.459	28.799
8	1	1:50.386	50.791	31.262	28.333	17	1	1:52.015	52.468	31.346	28.201
9	1	1:50.370	50.674	31.372	28.324						

59 Robin Nilsson (SWE) (Exige V6 Cup R)

Theoretische Bestzeit: 1:48.605

Lap	D	Time	S1	S2	S3	Lap	D	Time	S1	S2	S3
1	1	1:57.836	56.626	32.360	28.850	10	1	1:49.477	49.811	31.333	28.333
2	1	1:51.712	51.546	31.684	28.482	11	1	1:49.937	50.915	30.910	28.112
3	1	1:49.513	50.220	31.147	28.146	12	1	1:48.859	49.701	31.115	28.043
4	1	1:49.760	50.351	31.166	28.243	13	1	1:50.168	50.233	31.318	28.617
5	1	1:49.732	50.371	31.328	28.033	14	1	1:50.016	50.251	31.595	28.170
6	1	1:49.483	50.139	31.019	28.325	15	1	1:50.381	50.550	31.409	28.422
7	1	1:49.791	50.009	31.509	28.273	16	1	1:49.912	50.327	31.319	28.266
8	1	1:49.757	49.990	31.189	28.578	17	1	1:50.141	50.300	31.395	28.446
9	1	1:49.426	50.155	31.277	27.994						

72 Dan Plant (GBR) (Elise S2)

Theoretische Bestzeit: 1:57.219

Lap	D	Time	S1	S2	S3	Lap	D	Time	S1	S2	S3
1	1	2:06.122	1:01.015	34.976	30.131	9	1	1:57.447	54.236	33.792	29.419
2	1	1:58.069	54.454	34.044	29.571	10	1	2:09.606	1:05.321	34.360	29.925
3	1	1:58.453	54.576	34.207	29.670	11	1	1:58.021	54.252	33.930	29.839
4	1	1:58.732	54.847	34.194	29.691	12	1	2:04.988	57.534	36.396	31.058
5	1	1:57.979	54.123	34.261	29.595	13	1	1:59.080	55.116	34.025	29.939
6	1	1:59.574	54.258	34.909	30.407	14	1	1:57.502	54.008	33.810	29.684
7	1	1:58.480	54.689	34.103	29.688	15	1	1:59.778	55.093	34.363	30.322
8	1	1:58.205	54.016	34.393	29.796	16	1	1:59.172	54.799	33.963	30.410

24 HEURES CAMIONS

Le Mans Bugatti, length 4185 m

28.-29. September 2019

Lotus Cup Europe

Lap Analysis Race 1,



FFSA

77 Philippe Loup (FRA) Jean-Baptiste (2-Eleven)

Theoretische Bestzeit: 1:49.668

Lap	D	Time	S1	S2	S3	Lap	D	Time	S1	S2	S3
1	1	1:57.034	55.926	32.415	28.693	10	1	1:51.559	50.848	32.292	28.419
2	1	1:50.740	50.356	31.833	28.551	11	1	1:50.712	50.800	31.720	28.192
3	1	1:50.079	50.361	31.419	28.299	12	1	1:50.761	50.824	31.574	28.363
4	1	1:50.477	50.692	31.530	28.255	13	1	1:51.329	51.326	31.294	28.709
5	1	1:51.172	51.432	31.640	28.100	14	1	1:50.977	50.862	31.487	28.628
6	1	1:50.553	50.608	31.635	28.310	15	1	1:50.655	50.605	31.424	28.626
7	1	1:50.405	50.470	31.604	28.331	16	1	1:51.191	51.041	31.446	28.704
8	1	1:50.220	50.599	31.212	28.409	17	1	1:51.926	51.635	31.758	28.533
9	1	1:50.637	50.996	31.371	28.270						

79 Jean-Pierre Genoud-Prachex (FRA) (Elise Cup R)

Theoretische Bestzeit: 1:56.643

Lap	D	Time	S1	S2	S3	Lap	D	Time	S1	S2	S3
1	1	2:05.466	1:00.470	34.558	30.438	9	1	1:58.011	54.328	33.808	29.875
2	1	1:57.449	53.913	34.005	29.531	10	1	1:57.440	53.956	33.719	29.765
3	1	1:57.079	53.702	33.696	29.681	11	1	1:57.505	53.793	33.678	30.034
4	1	1:56.956	53.584	33.610	29.762	12	1	1:58.625	54.368	33.546	30.711
5	1	1:57.473	53.629	33.963	29.881	13	1	1:58.961	54.270	34.633	30.058
6	1	1:56.945	53.682	33.716	29.547	14	1	1:58.076	54.677	33.528	29.871
7	1	1:58.219	54.267	33.923	30.029	15	1	1:57.594	53.955	33.589	30.050
8	1	1:57.245	53.772	33.609	29.864	16	1	1:59.679	56.007	33.810	29.862

88 Sven Pettersson (SWE) (Elise Cup R)

Theoretische Bestzeit: 1:56.065

Lap	D	Time	S1	S2	S3	Lap	D	Time	S1	S2	S3
1	1	2:03.182	59.419	34.051	29.712	9	1	1:56.902	53.724	33.662	29.516
2	1	1:56.509	53.584	33.541	29.384	10	1	1:56.627	53.661	33.492	29.474
3	1	1:57.310	53.401	33.729	30.180	11	1	1:57.093	53.872	33.604	29.617
4	1	1:56.810	53.519	33.735	29.556	12	1	1:57.493	53.689	34.171	29.633
5	1	1:57.736	53.467	34.313	29.956	13	1	1:56.696	53.609	33.510	29.577
6	1	1:56.595	53.667	33.397	29.531	14	1	1:56.777	53.565	33.585	29.627
7	1	1:56.500	53.808	33.280	29.412	15	1	1:57.350	53.538	34.115	29.697
8	1	1:56.657	53.498	33.634	29.525	16	1	1:57.605	53.728	34.082	29.795

92 Christophe Lisandre (FRA) (2-Eleven)

Theoretische Bestzeit: 1:49.797

Lap	D	Time	S1	S2	S3	Lap	D	Time	S1	S2	S3
1	1	1:58.428	57.044	32.305	29.079	9	1	3:42.675	51.103	31.662	2:19.910
2	1	1:51.592	51.415	31.592	28.585	10	1	1:50.724			
3	1	1:50.200	50.537	31.437	28.226	11	1	1:51.492			
4	1	1:50.825	50.704	31.730	28.391	12	1	1:51.283			
5	1	1:50.905	50.697	31.625	28.583	13	1	1:51.384			
6	1	1:50.338	50.531	31.621	28.186	14	1	1:52.144			
7	1	1:49.917	50.481	31.557	27.879	15	1	1:51.712			
8	1	1:50.751	50.788	31.972	27.991	16	1	1:52.922			

99 Nikolaj Ipsen (DNK) (Exige V6 Cup R)

Theoretische Bestzeit: 1:47.722

Lap	D	Time	S1	S2	S3	Lap	D	Time	S1	S2	S3
1	1	1:53.206	54.197	31.102	27.907	10	1	1:49.991	50.482	30.822	28.687
2	1	1:48.661	49.880	30.890	27.891	11	1	1:59.521	1:00.146	31.348	28.027
3	1	1:49.144	49.952	30.933	28.259	12	1	1:47.917	49.565	30.658	27.694
4	1	1:49.157	50.303	30.946	27.908	13	1	1:48.646	49.916	30.815	27.915
5	1	1:49.246	50.523	30.952	27.771	14	1	1:47.952	49.729	30.463	27.760
6	1	1:50.044	50.150	31.631	28.263	15	1	1:48.925	50.098	30.874	27.953
7	1	1:48.645	49.594	31.049	28.002	16	1	1:49.258	50.112	31.111	28.035
8	1	1:49.291	50.325	30.909	28.057	17	1	1:49.044	50.078	30.830	28.136
9	1	1:48.677	49.933	30.751	27.993						


24 HEURES CAMIONS

Le Mans Bugatti, length 4185 m

28.-29. September 2019

Lotus Cup Europe

Lap Analysis Race 1,



Fédération Française de Sport Automobile **FFSA**

117 Danny Holland (GBR) (Elise Cup R)

Theoretische Bestzeit: 1:55.151

Lap	D	Time	S1	S2	S3	Lap	D	Time	S1	S2	S3
1	1	2:04.363	1:00.223	34.173	29.967	9	1	1:56.262	53.691	33.089	29.482
2	1	1:56.190	53.983	32.928	29.279	10	1	1:55.819	53.444	33.026	29.349
3	1	1:56.011	52.957	33.177	29.877	11	1	1:56.665	53.680	33.479	29.506
4	1	1:55.959	53.333	33.092	29.534	12	1	1:55.926	53.176	33.153	29.597
5	1	1:56.046	53.446	33.316	29.284	13	1	1:56.112	53.199	33.365	29.548
6	1	1:56.033	53.420	33.347	29.266	14	1	1:55.697	53.190	33.202	29.305
7	1	1:56.103	53.316	33.269	29.518	15	1	1:56.038	53.336	33.172	29.530
8	1	1:56.188	53.220	33.064	29.904	16	1	1:56.667	53.548	33.327	29.792