

24 HEURES CAMIONS

Le Mans Bugatti, length 4185 m

28.-29. September 2019

FIA European Truck Racing Championship

Lap Analysis Race 4,

FIA-Visa.No.: 7ETRC- FRA16.09.2019

1 Jochen HAHN , IVECO / DEU

Theoretische Bestzeit: 2:06.25

Lap	Time	S1	S2	S3	Lap	Time	S1	S2	S3
1	2:17.647	1:07.803	36.608	33.236	7	2:07.584	58.405	36.029	33.150
2	2:10.382	1:00.984	36.392	33.006	8	2:08.339	59.478	36.382	32.479
3	2:08.929	59.350	36.575	33.004	9	2:08.791	59.953	36.487	32.351
4	2:07.975	58.789	36.751	32.435	10	2:06.806	58.895	35.834	32.077
5	2:07.141	58.592	36.174	32.375	11	2:10.079	59.079	36.604	34.396
6	2:07.170	59.277	35.772	32.121					

5 Norbert KISS , MERCEDES BENZ / HUN

Theoretische Bestzeit: 2:07.30

Lap	Time	S1	S2	S3	Lap	Time	S1	S2	S3
1	2:24.763	1:13.178	36.805	34.780	4	2:09.696	59.374	36.880	33.442
2	2:08.281	59.453	36.495	32.333	5	2:07.779	58.929	36.298	32.552
3	2:08.435	59.671	36.687	32.077	6	2:18.817	59.196	36.884	42.737

7 Jamie ANDERSON , MAN / GBR

Theoretische Bestzeit: 2:08.26

Lap	Time	S1	S2	S3	Lap	Time	S1	S2	S3
1	2:16.291	1:05.761	37.197	33.333	7	2:09.082	59.400	36.637	33.045
2	2:11.207	59.964	37.219	34.024	8	2:11.126	1:01.086	36.799	33.241
3	2:11.446	59.162	36.610	35.674	9	2:11.066	1:01.240	36.756	33.070
4	2:12.519	1:00.840	37.713	33.966	10	2:08.629	59.356	36.639	32.634
5	2:08.701	59.416	36.470	32.815	11	2:09.283	59.647	36.691	32.945
6	2:09.313	59.311	36.548	33.454					

11 Andre KURSIM , IVECO / DEU

Theoretische Bestzeit: 2:07.41

Lap	Time	S1	S2	S3	Lap	Time	S1	S2	S3
1	2:17.400	1:07.292	36.955	33.153	7	2:09.039	59.307	36.357	33.375
2	2:11.326	1:00.798	37.152	33.376	8	2:10.303	1:01.127	36.535	32.641
3	2:09.317	59.050	36.829	33.438	9	2:09.036	1:00.025	36.424	32.587
4	2:07.613	58.769	36.551	32.293	10	2:08.096	59.176	36.380	32.540
5	2:07.914	58.956	36.433	32.525	11	2:07.915	58.972	36.451	32.492
6	2:07.919	59.030	36.518	32.371					

14 José J.RODRIGUES , MAN / PRT

Theoretische Bestzeit: 2:10.23

Lap	Time	S1	S2	S3	Lap	Time	S1	S2	S3
1	2:26.783	1:14.315	37.869	34.599	7	2:11.154	1:00.373	36.907	33.874
2	2:11.037	1:00.620	36.961	33.456	8	2:10.477	1:00.223	36.990	33.264
3	2:11.434	1:00.566	37.316	33.552	9	2:11.377	1:00.946	37.173	33.258
4	2:11.143	1:00.840	37.088	33.215	10	2:11.731	1:01.411	36.987	33.333
5	2:11.119	1:00.788	37.226	33.105	11	2:11.689	1:00.579	37.401	33.709
6	2:10.665	1:00.301	37.060	33.304					

17 Shane BRERETON , MAN / GBR


Theoretische Bestzeit: 2:08.11

Lap	Time	S1	S2	S3	Lap	Time	S1	S2	S3
1	2:21.610	1:10.264	38.081	33.265	7	2:12.824	59.971	36.991	
2	2:09.996	59.854	36.965	33.177	8	2:26.395	1:16.284	36.495	33.616
3	2:09.004	59.955	36.643	32.406	9	2:09.090	59.774	36.530	32.786
4	2:09.613	59.490	37.355	32.768	10	2:12.407	1:00.219	36.744	
5	2:08.280	59.218	36.588	32.474	11	2:28.600	1:14.985	38.063	35.552
6	2:08.764	59.516	36.699	32.549					

22 Oliver JANES , FREIGHTLINER / GBR

Theoretische Bestzeit: 2:08.61

Lap	Time	S1	S2	S3	Lap	Time	S1	S2	S3
1	2:20.362	1:09.336	37.799	33.227	7	2:10.124	1:00.014	37.095	33.015
2	2:10.965	1:00.499	37.154	33.312	8	2:09.398	1:00.014	36.605	32.779
3	2:11.300	1:01.180	37.201	32.919	9	2:09.937	1:00.053	36.944	32.940
4	2:10.013	59.896	36.943	33.174	10	2:09.031	59.672	36.702	32.657
5	2:09.728	59.942	36.756	33.030	11	2:08.654	59.619	36.649	32.386
6	2:09.694	1:00.067	36.798	32.829					



24 HEURES CAMIONS

Le Mans Bugatti, length 4185 m

28.-29. September 2019

FIA European Truck Racing Championship

Lap Analysis Race 4,

FIA-Visa.No.: 7ETRC- FRA16.09.2019

23 Antonio ALBACETE , MAN / ESP

Theoretische Bestzeit: 2:07.47

Lap	Time	S1	S2	S3	Lap	Time	S1	S2	S3
1	2:18.549	1:08.402	36.938	33.209	7	2:09.066	59.321	36.411	33.334
2	2:10.474	1:00.750	36.541	33.183	8	2:10.460	1:01.192	36.474	32.794
3	2:09.849	59.527	36.518	33.804	9	2:09.011	59.944	36.479	32.588
4	2:07.539	58.738	36.307	32.494	10	2:08.057	59.027	36.428	32.602
5	2:07.830	58.968	36.335	32.527	11	2:07.868	58.988	36.370	32.510
6	2:07.850	59.035	36.387	32.428					

24 Fabio CITIGNOLA , MERCEDES BENZ / DEU

Theoretische Bestzeit: 2:09.02

Lap	Time	S1	S2	S3	Lap	Time	S1	S2	S3
1	2:23.025	1:09.830	38.206	34.989	7	2:10.905	1:00.206	37.053	33.646
2	2:11.131	1:00.297	36.950	33.884	8	2:09.993	1:00.238	36.912	32.843
3	2:10.270	1:00.400	36.935	32.935	9	2:09.426	1:00.029	36.649	32.748
4	2:10.855	1:00.255	36.938		10	2:09.888	59.971	36.890	33.027
5	2:28.506	1:18.444	37.087	32.975	11	2:09.046	59.662	36.616	32.768
6	2:09.717	1:00.054	36.814	32.849					

30 Sascha LENZ , MAN / DEU

Theoretische Bestzeit: 2:06.18

Lap	Time	S1	S2	S3	Lap	Time	S1	S2	S3
1	2:17.004	1:06.948	36.691	33.365	7	2:07.536	58.536	36.128	32.872
2	2:08.693	59.824	36.849	32.020	8	2:08.928	1:00.105	36.464	32.359
3	2:06.405	58.458	36.126	31.821	9	2:07.599	58.754	36.385	32.460
4	2:06.709	58.281	36.138	32.290	10	2:07.177	58.536	36.223	32.418
5	2:06.572	58.262	36.195	32.115	11	2:07.295	58.570	36.435	32.290
6	2:06.772	58.496	36.099	32.177					

37 Terry GIBBON , MAN / GBR

Theoretische Bestzeit: 2:09.95

Lap	Time	S1	S2	S3	Lap	Time	S1	S2	S3
1	2:26.338	1:13.880	37.243	35.215	7	2:11.057	1:00.108	37.061	33.888
2	2:12.618	1:00.695	38.311	33.612	8	2:11.943	1:01.274	36.949	33.720
3	2:11.505	1:00.453	37.723	33.329	9	2:10.628	1:00.777	36.851	33.000
4	2:10.829	1:00.390	37.336	33.103	10	2:10.771	1:00.338	36.889	33.544
5	2:11.047	1:00.339	37.429	33.279	11	2:13.592	1:00.439	39.514	33.639
6	2:10.811	1:00.269	37.131	33.411					

38 José Eduardo Teixeira J.E.RODRIGUES , MAN / PRT

Theoretische Bestzeit: 2:10.43

Lap	Time	S1	S2	S3	Lap	Time	S1	S2	S3
1	2:25.457	1:12.003	37.736	35.718	7	2:10.789	1:00.306	36.933	33.550
2	2:11.359	1:00.673	37.449	33.237	8	2:10.759	1:00.268	37.182	33.308
3	2:11.641	1:00.810	37.371	33.460	9	2:11.359	1:00.933	36.977	33.449
4	2:11.246	1:00.788	37.104	33.354	10	2:10.850	1:00.310	36.939	33.601
5	2:10.928	1:00.553	37.060	33.315	11	2:11.230	1:00.451	37.314	33.465
6	2:10.825	1:00.298	37.090	33.437					

44 Stephanie HALM , IVECO / DEU


Theoretische Bestzeit: 2:07.27

Lap	Time	S1	S2	S3	Lap	Time	S1	S2	S3
1	2:16.726	1:06.387	36.907	33.432	7	2:08.298	59.238	36.452	32.608
2	2:10.983	1:00.905	36.543	33.535	8	2:09.801	1:00.545	36.462	32.794
3	2:08.922	59.369	36.447	33.106	9	2:08.872	59.844	36.500	32.528
4	2:07.881	58.790	36.752	32.339	10	2:07.661	58.919	36.254	32.488
5	2:07.296	58.780	36.196	32.320	11	2:07.958	58.792	36.567	32.599
6	2:09.059	1:00.398	36.358	32.303					

55 Adam LACKO , FREIGHTLINER / CZE

Theoretische Bestzeit: 2:07.73

Lap	Time	S1	S2	S3	Lap	Time	S1	S2	S3
1	2:18.832	1:08.406	36.564	33.862	7	2:08.194	59.225	36.378	32.591
2	2:10.779	1:00.944	36.594	33.241	8	2:09.708	1:00.481	36.400	32.827
3	2:09.639	59.562	36.407	33.670	9	2:08.818	59.857	36.242	32.719
4	2:08.722	59.889	36.412	32.421	10	2:07.950	59.090	36.425	32.435
5	2:08.088	59.367	36.316	32.405	11	2:07.921	59.211	36.285	32.425



24 HEURES CAMIONS

Le Mans Bugatti, length 4185 m


28.-29. September 2019

FIA European Truck Racing Championship

Lap Analysis Race 4,

FIA-Visa.No.: 7ETRC-FRA16.09.2019

Lap	Time	S1	S2	S3	Lap	Time	S1	S2	S3
6	2:08.336	59.302	36.501	32.533					



24 HEURES CAMIONS

Le Mans Bugatti, length 4185 m

28.-29. September 2019

FIA European Truck Racing Championship

Lap Analysis Race 4,

FIA-Visa.No.: 7ETRC- FRA16.09.2019

64 Luis RECUENCO , MAN / ESP

Theoretische Bestzeit: 2:08.77

Lap	Time	S1	S2	S3	Lap	Time	S1	S2	S3
1	2:23.639	1:09.283	39.599	34.757	7	2:09.883	1:00.105	36.901	32.877
2	2:11.557	1:01.501	37.143	32.913	8	2:09.493	1:00.001	36.734	32.758
3	2:10.121	1:00.469	36.687	32.965	9	2:09.250	59.790	36.617	32.843
4	2:09.788	1:00.100	36.656	33.032	10	2:09.316	59.737	37.042	32.537
5	2:09.515	59.742	37.031	32.742	11	2:09.478	59.791	36.763	32.924
6	2:09.124	59.623	36.669	32.832					

77 Rene REINERT , IVECO / DEU

Theoretische Bestzeit:

Lap	Time	S1	S2	S3	Lap	Time	S1	S2	S3
1	3:09.108	1:10.079	37.837						