

24 HEURES CAMIONS

Le Mans Bugatti, length 4185 m

28.-29. September 2019

FIA European Truck Racing Championship

Lap Analysis Race 3,

FIA-Visa.No.: 7ETRC- FRA16.09.2019

1 Jochen HAHN , IVECO / DEU

Theoretische Bestzeit: 2:18.67

Lap	Time	S1	S2	S3	Lap	Time	S1	S2	S3
1	3:50.251	1:54.475	1:06.151	49.625	7	2:21.258	1:05.225	39.287	36.746
2	2:22.486	1:06.690	39.248	36.548	8	2:20.397	1:04.938	38.971	36.488
3	2:20.931	1:04.472	39.415	37.044	9	2:19.606	1:04.564	38.962	36.080
4	2:22.386	1:05.773	39.702	36.911	10	2:18.763	1:03.988	38.760	36.015
5	2:21.886	1:05.439	39.486	36.961	11	2:18.906	1:03.903	38.842	36.161
6	2:21.413	1:05.771	39.337	36.305					

5 Norbert KISS , MERCEDES BENZ / HUN

Theoretische Bestzeit: 2:22.25

Lap	Time	S1	S2	S3	Lap	Time	S1	S2	S3
1	3:46.411	1:52.135	1:06.102	48.174	3	3:23.123	1:05.693	40.645	
2	2:22.411	1:05.845	39.855	36.711					

7 Jamie ANDERSON , MAN / GBR

Theoretische Bestzeit: 2:19.89

Lap	Time	S1	S2	S3	Lap	Time	S1	S2	S3
1	3:53.629	1:58.324	1:06.012	49.293	7	2:21.031	1:05.073	39.586	36.372
2	2:25.293	1:08.345	39.884	37.064	8	2:20.371	1:04.798	39.424	36.149
3	2:22.204	1:05.359	40.169	36.676	9	2:20.196	1:04.573	39.405	36.221
4	2:21.319	1:04.823	39.683	36.813	10	2:20.669	1:04.716	39.571	36.382
5	2:21.509	1:05.074	40.036	36.399	11	2:23.893	1:04.689	39.171	40.033
6	2:20.967	1:05.158	39.460	36.349					

11 Andre KURSIM , IVECO / DEU

Theoretische Bestzeit: 2:19.83

Lap	Time	S1	S2	S3	Lap	Time	S1	S2	S3
1	3:44.383	1:50.565	1:06.097	47.721	7	2:21.120	1:05.117	39.482	36.521
2	2:23.320	1:06.542	39.944	36.834	8	2:20.771	1:05.184	39.539	36.048
3	2:25.444	1:06.968	40.268	38.208	9	2:22.268	1:06.396	39.718	36.154
4	2:22.150	1:05.147	40.097	36.906	10	2:20.385	1:05.120	39.263	36.002
5	2:21.576	1:05.024	39.991	36.561	11	2:20.073	1:04.743	39.084	36.240
6	2:21.588	1:05.452	39.728	36.408					

14 José J.RODRIGUES , MAN / PRT

Theoretische Bestzeit: 2:19.97

Lap	Time	S1	S2	S3	Lap	Time	S1	S2	S3
1	3:56.471	2:02.451	1:05.810	48.210	7	2:20.525	1:05.208	39.300	36.017
2	2:40.096	1:22.900	40.293	36.903	8	2:21.282	1:06.356	38.949	35.977
3	2:22.122	1:05.445	39.908	36.769	9	2:21.886	1:05.583	39.739	36.564
4	2:32.952	1:16.555	39.648	36.749	10	2:20.823	1:05.320	39.195	36.308
5	2:21.043	1:05.357	39.572	36.114	11	2:21.371	1:05.052	39.437	36.882
6	2:20.627	1:05.051	39.355	36.221					

15 Erwin KLEINAGELVOORT , SCANIA / NLD


Theoretische Bestzeit: 2:21.44

Lap	Time	S1	S2	S3	Lap	Time	S1	S2	S3
1	3:58.418	2:05.283	1:05.823	47.312	7	2:23.758	1:06.910	39.758	37.090
2	2:27.811	1:09.300	41.052	37.459	8	2:22.389	1:04.987	40.022	37.380
3	2:24.539	1:05.918	41.007	37.614	9	2:23.596	1:06.670	39.750	37.176
4	2:23.538	1:05.581	40.326	37.631	10	2:22.725	1:05.736	39.974	37.015
5	2:23.634	1:05.993	40.326	37.315	11	2:23.415	1:06.707	40.005	36.703
6	2:23.046	1:05.387	40.419	37.240					

17 Shane BRERETON , MAN / GBR

Theoretische Bestzeit: 2:20.43

Lap	Time	S1	S2	S3	Lap	Time	S1	S2	S3
1	3:54.971	1:59.491	1:06.141	49.339	7	2:20.696	1:04.633	39.537	36.521
2	2:24.916	1:07.691	40.182	37.043	8	2:21.530	1:05.368	39.661	36.501
3	2:22.256	1:04.983	40.044	37.229	9	2:20.789	1:04.993	39.460	36.336
4	2:21.295	1:04.890	39.786	36.619	10	2:22.153	1:05.246	39.864	37.043
5	2:21.424	1:05.034	39.845	36.545	11	2:26.945	1:09.307	39.776	37.862
6	2:21.034	1:04.878	39.614	36.542					



24 HEURES CAMIONS

Le Mans Bugatti, length 4185 m

28.-29. September 2019

FIA European Truck Racing Championship


Lap Analysis Race 3,

FIA-Visa.No.: 7ETRC- FRA16.09.2019

19 Dominique ORSINI , MERCEDES BENZ / FRA

Theoretische Bestzeit: 2:26.76

Lap	Time	S1	S2	S3	Lap	Time	S1	S2	S3
1	3:59.369	2:06.062	1:05.930	47.377	7	2:28.755	1:08.433	41.747	38.575
2	2:33.671	1:12.187	42.023	39.461	8	2:28.953	1:08.383	42.325	38.245
3	2:29.558	1:09.167	41.466	38.925	9	2:28.739	1:08.919	41.203	38.617
4	2:27.198	1:07.912	41.110	38.176	10	2:27.351	1:07.996	41.611	37.744
5	2:32.367	1:09.031	43.410	39.926	11	2:29.351	1:08.377	41.862	39.112
6	2:29.564	1:09.337	41.879	38.348					



24 HEURES CAMIONS

Le Mans Bugatti, length 4185 m

28.-29. September 2019

FIA European Truck Racing Championship

Lap Analysis Race 3,

FIA-Visa.No.: 7ETRC- FRA16.09.2019

22 Oliver JANES , FREIGHTLINER / GBR

Theoretische Bestzeit: 2:20.11

Lap	Time	S1	S2	S3	Lap	Time	S1	S2	S3
1	3:51.407	1:55.582	1:06.368	49.457	7	2:21.054	1:05.016	39.575	36.463
2	2:24.082	1:07.437	39.939	36.706	8	2:20.764	1:05.143	39.338	36.283
3	2:22.503	1:05.479	40.252	36.772	9	2:20.865	1:05.433	39.201	36.231
4	2:21.916	1:05.392	39.827	36.697	10	2:20.900	1:05.106	39.251	36.543
5	2:20.940	1:04.68t	39.650	36.605	11	2:21.734	1:05.330	39.798	36.606
6	2:20.605	1:04.724	39.509	36.372					

23 Antonio ALBACETE , MAN / ESP

Theoretische Bestzeit: 2:17.86

Lap	Time	S1	S2	S3	Lap	Time	S1	S2	S3
1	3:45.389	1:51.343	1:06.041	48.005	7	2:19.403	1:04.239	39.108	36.056
2	2:22.531	1:06.150	39.728	36.653	8	2:18.735	1:03.986	38.921	35.828
3	2:20.841	1:06.113	39.087	35.641	9	2:18.532	1:03.951	38.808	35.773
4	2:19.892	1:04.549	39.322	36.021	10	2:18.109	1:03.705	38.718	35.686
5	2:19.452	1:04.150	39.060	36.242	11	2:18.125	1:03.501	38.801	35.823
6	2:18.851	1:04.255	38.875	35.721					

24 Fabio CITIGNOLA , MERCEDES BENZ / DEU

Theoretische Bestzeit: 2:19.92

Lap	Time	S1	S2	S3	Lap	Time	S1	S2	S3
1	3:53.165	1:57.464	1:06.210	49.491	7	2:20.261	1:04.54t	39.541	36.174
2	2:27.429	1:09.376	40.893	37.160	8	2:21.437	1:05.487	39.535	36.415
3	2:22.240	1:05.326	40.011	36.903	9	2:20.665	1:04.932	39.278	36.455
4	2:22.248	1:05.459	40.091	36.698	10	2:21.740	1:05.158	39.426	37.156
5	2:21.395	1:04.996	39.813	36.586	11	2:21.386	1:05.210	39.208	36.968
6	2:21.055	1:05.133	39.575	36.347					

30 Sascha LENZ , MAN / DEU

Theoretische Bestzeit: 2:18.50

Lap	Time	S1	S2	S3	Lap	Time	S1	S2	S3
1	3:49.399	1:53.719	1:06.375	49.305	7	2:20.991	1:05.332	39.385	36.274
2	2:22.168	1:05.915	39.626	36.627	8	2:21.671	1:06.283	39.177	36.211
3	2:21.796	1:04.591	39.985	37.220	9	2:20.108	1:04.715	39.441	35.952
4	2:22.173	1:05.419	40.049	36.705	10	2:18.869	1:04.274	38.924	35.671
5	2:21.759	1:05.383	39.728	36.648	11	2:18.527	1:03.96t	38.946	35.615
6	2:21.610	1:05.645	39.530	36.435					

37 Terry GIBBON , MAN / GBR

Theoretische Bestzeit: 2:21.47

Lap	Time	S1	S2	S3	Lap	Time	S1	S2	S3
1	3:56.689	2:00.814	1:05.950	49.925	7	2:23.125	1:05.662	40.363	37.100
2	2:36.699	1:16.548	40.995	39.156	8	2:21.587	1:04.88t	39.796	36.907
3	2:24.145	1:06.159	40.096	37.890	9	2:24.697	1:07.003	39.806	37.888
4	2:24.622	1:06.546	40.932	37.144	10	2:22.871	1:06.052	39.832	36.987
5	2:23.071	1:05.540	40.169	37.362	11	2:22.870	1:05.771	39.686	37.413
6	2:23.403	1:05.970	40.199	37.234					

38 José Eduardo Teixeir J.E.RODRIGUES , MAN / PRT


Theoretische Bestzeit: 2:21.61

Lap	Time	S1	S2	S3	Lap	Time	S1	S2	S3
1	3:57.007	2:03.314	1:05.772	47.921	7	2:23.928	1:06.916	40.063	36.949
2	2:29.683	1:11.362	41.174	37.147	8	2:22.027	1:05.25t	40.032	36.738
3	2:24.897	1:06.815	40.490	37.592	9	2:23.653	1:06.869	40.014	36.770
4	2:23.883	1:06.000	41.077	36.806	10	2:22.628	1:06.270	39.778	36.580
5	2:22.962	1:06.065	40.070	36.827	11	2:23.757	1:06.750	40.232	36.775
6	2:22.996	1:06.159	40.009	36.828					

44 Stephanie HALM , IVECO / DEU

Theoretische Bestzeit: 2:19.46

Lap	Time	S1	S2	S3	Lap	Time	S1	S2	S3
1	3:52.125	1:56.122	1:06.349	49.654	7	2:21.098	1:05.022	39.624	36.452
2	2:24.333	1:07.518	40.237	36.578	8	2:20.607	1:05.025	39.515	36.067
3	2:22.541	1:05.523	39.901	37.117	9	2:21.032	1:05.570	39.302	36.160
4	2:21.801	1:04.948	39.783	37.070	10	2:20.463	1:04.863	39.470	36.130
5	2:20.914	1:05.136	39.540	36.238	11	2:19.463	1:04.37t	39.235	35.852



24 HEURES CAMIONS

Le Mans Bugatti, length 4185 m


28.-29. September 2019

FIA European Truck Racing Championship

Lap Analysis Race 3,

FIA-Visa.No.: 7ETRC-FRA16.09.2019

Lap	Time	S1	S2	S3	Lap	Time	S1	S2	S3
6	2:20.207	1:04.511	39.460	36.236					



24 HEURES CAMIONS

Le Mans Bugatti, length 4185 m

28.-29. September 2019

FIA European Truck Racing Championship

Lap Analysis Race 3,

FIA-Visa.No.: 7ETRC-FRA16.09.2019

55 Adam LACKO , FREIGHTLINER / CZE

Theoretische Bestzeit: 2:18.27

Lap	Time	S1	S2	S3	Lap	Time	S1	S2	S3
1	3:42.137	1:48.889	1:05.856	47.392	7	2:18.965	1:03.929	39.170	35.866
2	2:19.689	1:04.544	39.322	35.823	8	2:18.937	1:04.078	39.218	35.641
3	2:19.740	1:04.389	39.570	35.781	9	2:19.066	1:04.088	39.177	35.801
4	2:19.514	1:04.089	39.537	35.888	10	2:18.273	1:03.821	38.971	35.474
5	2:19.288	1:04.067	39.397	35.824	11	2:19.247	1:04.008	39.198	36.041
6	2:19.478	1:04.280	39.437	35.761					

64 Luis RECUENCO , MAN / ESP

Theoretische Bestzeit: 2:19.88

Lap	Time	S1	S2	S3	Lap	Time	S1	S2	S3
1	3:52.713	1:56.784	1:06.311	49.618	7	2:20.819	1:05.046	39.134	36.639
2	2:24.813	1:07.639	40.066	37.108	8	2:20.536	1:04.986	39.489	36.061
3	2:22.076	1:05.315	39.594	37.167	9	2:21.094	1:05.401	39.524	36.169
4	2:21.931	1:05.787	39.303	36.841	10	2:20.647	1:04.841	39.472	36.334
5	2:20.947	1:05.148	39.464	36.335	11	2:47.732	1:05.480	39.164	1:03.088
6	2:20.374	1:04.691	39.197	36.486					

77 Rene REINERT , IVECO / DEU

Theoretische Bestzeit: 2:19.76

Lap	Time	S1	S2	S3	Lap	Time	S1	S2	S3
1	3:57.832	2:03.918	1:05.738	48.176	7	2:21.105	1:05.171	39.927	36.007
2	2:26.152	1:09.077	40.193	36.882	8	2:20.845	1:04.584	39.736	36.525
3	2:21.938	1:05.326	39.686	36.926	9	2:20.201	1:04.702	39.283	36.216
4	2:20.796	1:04.925	39.414	36.457	10	2:21.671	1:05.516	39.237	36.918
5	2:20.686	1:04.997	39.169	36.520	11	2:22.069	1:05.379	39.329	37.361
6	2:20.833	1:04.709	39.518	36.606					