

# 24 HEURES CAMIONS

Le Mans Bugatti, length 4185 m

28.-29. September 2019

FIA European Truck Racing Championship

Lap Analysis free practice 1,

FIA-Visa.No.: 7ETRC- FRA16.09.2019

## 1 Jochen HAHN , IVECO / DEU

Theoretische Bestzeit: 2:08.13

Lap	Time	S1	S2	S3	Lap	Time	S1	S2	S3
1	4:40.061		49.347	44.081	7	2:08.635	59.511	<b>36.529</b>	32.595
2	2:39.793	1:17.507	44.299	37.987	8	2:31.325	1:05.860	45.153	40.312
3	2:17.153	1:03.716	38.916	34.521	9	2:18.118	59.434	41.854	36.830
4	2:29.049	1:04.408	46.143	38.498	10	<b>2:08.219</b>	<b>59.209</b>	36.612	<b>32.398</b>
5	2:09.625	1:00.256	36.668	32.701	11	2:21.443	1:00.101	41.674	
6	2:34.549	1:05.184	45.976	43.389					

## 5 Norbert KISS , MERCEDES BENZ / HUN

Theoretische Bestzeit: 2:08.77

Lap	Time	S1	S2	S3	Lap	Time	S1	S2	S3
1	5:11.417		46.089	38.314	7	2:09.299	59.814	36.894	32.591
2	2:29.187	1:11.334	40.923	36.930	8	2:09.385	<b>59.627</b>	36.870	32.888
3	2:17.981	1:04.561	39.029	34.391	9	2:31.197	1:07.492	45.735	37.970
4	2:14.400	1:03.262	37.875	33.263	10	2:09.125	59.669	<b>36.733</b>	32.723
5	2:10.213	1:00.286	36.944	32.983	11	<b>2:09.003</b>	59.661	36.925	<b>32.417</b>
6	2:13.932	1:00.803	37.507	35.622	12	2:36.055	1:08.354	48.872	38.829

## 7 Jamie ANDERSON , MAN / GBR

Theoretische Bestzeit: 2:10.93

Lap	Time	S1	S2	S3	Lap	Time	S1	S2	S3
1	4:18.440		49.265	42.463	8	2:28.397	1:07.421	42.571	
2	2:18.874	1:03.701	39.055	36.118	9	2:30.968	1:20.283	37.255	33.430
3	2:18.441	1:03.791	39.205	35.445	10	2:11.566	1:00.534	37.519	33.513
4	2:15.074	1:02.533	38.237	34.304	11	2:12.450	<b>1:00.364</b>	38.054	34.032
5	2:13.537	1:01.672	37.723	34.142	12	<b>2:11.406</b>	1:00.604	37.403	33.399
6	2:12.740	1:01.288	37.836	33.616	13	2:11.418	1:00.848	<b>37.214</b>	<b>33.356</b>
7	2:11.869	1:00.994	37.485	33.390					

## 11 Andre KURSIM , IVECO / DEU

Theoretische Bestzeit: 2:09.29

Lap	Time	S1	S2	S3	Lap	Time	S1	S2	S3
1	4:41.415		48.712	44.046	7	2:10.582	1:00.401	37.183	32.998
2	2:45.513	1:18.643	45.186	41.684	8	2:10.506	1:00.437	36.939	33.130
3	2:15.315	1:03.040	38.272	34.003	9	<b>2:09.297</b>	<b>1:00.161</b>	<b>36.485</b>	<b>32.652</b>
4	2:27.311	1:04.807	43.145	39.359	10	2:43.794	1:10.959	46.084	46.751
5	2:10.396	1:00.530	36.825	33.041	11	2:19.241	1:00.715	42.936	35.590
6	2:32.048	1:07.284	47.346	37.418	12	2:25.592	1:08.773	38.265	38.554

## 14 José J.RODRIGUES , MAN / PRT

Theoretische Bestzeit: 2:10.38

Lap	Time	S1	S2	S3	Lap	Time	S1	S2	S3
1	3:38.372		41.606	34.546	8	2:11.551	1:00.817	37.166	33.568
2	2:16.583	1:02.013	38.233	36.337	9	2:15.745	1:01.530	38.692	35.523
3	2:16.797	1:03.877	38.019	34.901	10	2:19.338	1:00.971	39.724	38.643
4	2:15.899	1:03.070	38.161	34.668	11	2:11.095	1:00.643	37.164	33.288
5	2:13.828	1:01.870	37.819	34.139	12	<b>2:10.381</b>	<b>1:00.531</b>	<b>36.912</b>	<b>32.937</b>
6	2:12.447	1:01.388	37.447	33.612	13	2:31.402	1:01.579	47.615	42.208
7	2:11.490	1:00.910	37.096	33.484					

## 15 Erwin KLEINAGELVOORT , SCANIA / NLD


Theoretische Bestzeit: 2:11.32

Lap	Time	S1	S2	S3	Lap	Time	S1	S2	S3
1	3:52.352		44.498	38.593	7	2:13.397	1:01.816	<b>37.216</b>	34.365
2	2:19.171	1:04.102	38.998	36.071	8	2:19.488	1:01.520	38.700	
3	2:19.345	1:04.533	38.783	36.029	9	5:46.045	4:29.250	40.516	36.279
4	2:17.151	1:03.842	38.481	34.828	10	<b>2:11.666</b>	<b>1:00.621</b>	37.330	33.710
5	2:16.069	1:03.189	37.988	34.892	11	2:11.695	1:00.824	37.393	<b>33.478</b>
6	2:15.015	1:02.955	37.711	34.349	12	2:12.275	1:00.740	37.394	34.141

## 17 Shane BRERETON , MAN / GBR

Theoretische Bestzeit: 2:09.08

Lap	Time	S1	S2	S3	Lap	Time	S1	S2	S3
1	4:41.497		48.655	43.028	8	2:11.138	1:00.453	37.096	33.589
2	2:34.844	1:06.581	47.776	40.487	9	2:41.156	1:11.652	53.533	35.971
3	2:18.148	1:04.126	38.537	35.485	10	2:10.519	1:00.224	36.914	33.381



# 24 HEURES CAMIONS

Le Mans Bugatti, length 4185 m


28.-29. September 2019

FIA European Truck Racing Championship

## Lap Analysis free practice 1,

FIA-Visa.No.: 7ETRC- FRA16.09.2019

Lap	Time	S1	S2	S3	Lap	Time	S1	S2	S3
4	2:13.375	1:01.807	37.563	34.005	11	2:10.614	59.839	36.761	34.014
5	2:14.035	1:02.374	37.838	33.823	12	2:09.994	<b>59.748</b>	37.236	33.010
6	2:13.070	1:01.292	37.711	34.067	13	<b>2:09.567</b>	1:00.228	<b>36.617</b>	<b>32.722</b>
7	2:11.660	1:01.088	37.162	33.410					



# 24 HEURES CAMIONS

Le Mans Bugatti, length 4185 m

28.-29. September 2019

FIA European Truck Racing Championship

Lap Analysis free practice 1,

FIA-Visa.No.: 7ETRC- FRA16.09.2019

## 19 Dominique ORSINI , MERCEDES BENZ / FRA

Theoretische Bestzeit: 2:40.23

Lap	Time	S1	S2	S3	Lap	Time	S1	S2	S3
1	<b>4:43.465</b>		50.430	<b>44.094</b>	2	2:41.962	<b>1:10.651</b>	<b>45.489</b>	

## 22 Oliver JANES , FREIGHTLINER / GBR

Theoretische Bestzeit: 2:11.83

Lap	Time	S1	S2	S3	Lap	Time	S1	S2	S3
1	3:57.777		52.925	45.582	7	2:27.180	1:06.397	44.016	36.767
2	3:02.345	1:22.784	57.193		8	2:13.423	1:01.631	37.776	34.016
3	3:20.793	1:51.802	47.075	41.916	9	<b>2:12.356</b>	1:01.483	<b>37.579</b>	<b>33.294</b>
4	2:38.761	1:12.189	48.649	37.923	10	2:13.943	<b>1:00.961</b>	38.220	34.763
5	2:50.580	1:11.925	57.884	40.771	11	2:25.846	1:04.793	44.857	36.196
6	2:13.479	1:02.206	37.759	33.514	12	2:48.126	1:07.929	49.065	

## 23 Antonio ALBACETE , MAN / ESP

Theoretische Bestzeit: 2:07.65

Lap	Time	S1	S2	S3	Lap	Time	S1	S2	S3
1	3:20.402		41.474	36.483	8	2:09.581	59.906	36.457	33.218
2	2:19.136	1:03.450	40.101	35.585	9	2:09.202	59.471	36.448	33.283
3	2:16.739	1:03.955	38.483	34.301	10	2:15.540	1:01.595	39.469	34.476
4	2:13.504	1:01.727	38.017	33.760	11	2:19.010	1:02.202	41.681	35.127
5	2:11.273	1:01.203	36.831	33.239	12	<b>2:07.650</b>	<b>59.140</b>	<b>36.113</b>	<b>32.397</b>
6	2:09.518	1:00.203	36.440	32.875	13	2:41.198	1:10.328	44.649	
7	2:10.815	59.603	37.592	33.620					

## 24 Fabio CITIGNOLA , MERCEDES BENZ / DEU

Theoretische Bestzeit: 2:11.65

Lap	Time	S1	S2	S3	Lap	Time	S1	S2	S3
1	4:44.199		47.588	42.619	7	2:13.941	<b>1:01.234</b>	37.607	35.100
2	2:37.898	1:14.313	44.086	39.499	8	2:16.822	1:05.575	37.422	33.825
3	2:24.362	1:04.590	44.345	35.427	9	2:13.299	1:01.482	37.484	34.333
4	2:29.585	1:10.865	44.174	34.546	10	2:13.404	1:01.246	37.296	
5	2:14.168	1:02.276	37.773	34.119	11	2:37.768	1:26.970	<b>37.280</b>	33.518
6	2:14.300	1:02.498	37.661	34.141	12	<b>2:12.121</b>	1:01.473	37.504	<b>33.144</b>

## 30 Sascha LENZ , MAN / DEU

Theoretische Bestzeit: 2:08.09

Lap	Time	S1	S2	S3	Lap	Time	S1	S2	S3
1	4:34.628		45.649	42.022	7	3:14.133	2:00.939	36.831	36.363
2	2:37.510	1:11.374	48.485	37.651	8	2:09.858	59.805	36.995	33.058
3	2:15.739	1:03.021	38.346	34.372	9	2:10.420	59.818	37.425	33.177
4	2:12.443	1:01.886	37.166	33.391	10	2:09.921	59.743	37.162	33.016
5	2:11.780	1:00.712	37.024	34.044	11	<b>2:08.099</b>	<b>59.256</b>	<b>36.353</b>	<b>32.490</b>
6	2:24.412	1:05.049	38.179		12	2:35.235	1:01.841	50.050	43.344

## 37 Terry GIBBON , MAN / GBR


Theoretische Bestzeit: 2:10.04

Lap	Time	S1	S2	S3	Lap	Time	S1	S2	S3
1	3:24.270		43.319	36.159	8	2:12.162	1:00.797	37.370	33.995
2	2:22.333	1:07.270	38.998	36.065	9	2:11.327	1:00.796	36.846	33.685
3	2:18.216	1:03.764	38.706	35.746	10	2:11.305	1:00.625	37.007	33.673
4	2:21.831	1:03.363	38.574		11	<b>2:10.046</b>	<b>59.991</b>	<b>36.765</b>	<b>33.290</b>
5	3:38.013	2:26.229	37.500	34.284	12	2:24.662	1:00.554		1:24.108
6	2:13.959	1:01.599	37.996	34.364	13	2:11.265	1:00.835	37.137	33.293
7	2:13.492	1:01.993	37.490	34.009					

## 38 José Eduardo Teixeira J.E.RODRIGUES , MAN / PRT

Theoretische Bestzeit: 2:10.99

Lap	Time	S1	S2	S3	Lap	Time	S1	S2	S3
1	4:31.052		53.231	40.994	7	2:12.426	1:01.323	37.632	33.471
2	2:21.010	1:05.025	39.554	36.431	8	2:11.993	1:01.434	<b>37.477</b>	<b>33.082</b>
3	2:19.799	1:04.667	39.134	35.998	9	2:11.192	1:01.036	<b>36.990</b>	33.166
4	2:15.758	1:02.974	38.246	34.538	10	2:38.485	1:08.921	49.358	
5	2:13.917	1:02.185	37.821	33.911	11	3:53.170	2:31.823	46.141	35.206
6	2:13.680	1:01.916	37.688	34.076	12	<b>2:11.138</b>	<b>1:00.911</b>	37.090	33.130



# 24 HEURES CAMIONS

Le Mans Bugatti, length 4185 m

28.-29. September 2019

FIA European Truck Racing Championship

Lap Analysis free practice 1,

FIA-Visa.No.: 7ETRC- FRA16.09.2019

## 44 Stephanie HALM , IVECO / DEU

Theoretische Bestzeit: 2:08.67

Lap	Time	S1	S2	S3	Lap	Time	S1	S2	S3
1	4:16.703		51.415	41.810	7	2:10.120	1:00.449	36.703	32.968
2	2:57.417	1:21.829	56.790	38.798	8	2:25.019	1:00.091	40.296	
3	2:16.435	1:03.954	37.940	34.541	9	4:39.558	3:21.276	43.859	34.423
4	2:12.435	1:01.889	37.231	33.315	10	<b>2:08.673</b>	<b>59.389</b>	<b>36.547</b>	<b>32.737</b>
5	2:11.404	1:00.909	37.151	33.344	11	2:09.621	59.721	36.704	33.196
6	2:11.137	1:00.787	36.939	33.411	12	2:41.998	59.804	51.660	

## 55 Adam LACKO , FREIGHTLINER / CZE

Theoretische Bestzeit: 2:07.79

Lap	Time	S1	S2	S3	Lap	Time	S1	S2	S3
1	3:21.859		45.314	40.116	7	2:09.097	59.899	36.726	32.472
2	2:15.426	1:02.566	37.778	35.082	8	2:36.949	1:07.914	46.765	
3	2:46.966	1:18.754	49.522	38.690	9	5:20.683	3:54.867	47.228	38.588
4	2:13.354	1:01.960	37.635	33.759	10	<b>2:07.793</b>	<b>59.015</b>	<b>36.554</b>	<b>32.224</b>
5	2:11.781	1:01.130	37.447	33.204	11	2:35.164	1:13.360	46.951	34.853
6	2:59.486	1:16.853	1:00.414	42.219					

## 64 Luis RECUENCO , MAN / ESP

Theoretische Bestzeit: 2:10.34

Lap	Time	S1	S2	S3	Lap	Time	S1	S2	S3
1	3:24.802		40.957	35.525	7	2:12.296	1:01.349	37.245	33.702
2	2:16.819	1:03.554	38.148	35.117	8	<b>2:10.894</b>	<b>1:00.501</b>	37.159	33.229
3	2:17.472	1:03.795	38.272	35.405	9	2:12.205	1:00.763	37.684	33.758
4	2:16.297	1:03.478	38.322	34.497	10	2:43.952	1:09.492	49.689	
5	2:13.439	1:02.020	37.725	33.694	11	4:28.694	3:18.852	<b>36.897</b>	<b>32.945</b>
6	2:12.278	1:01.485	37.394	33.399	12	2:11.616	1:00.772	37.230	33.614

## 77 Rene REINERT , IVECO / DEU

Theoretische Bestzeit: 2:09.33

Lap	Time	S1	S2	S3	Lap	Time	S1	S2	S3
1	4:07.534		43.249	40.782	8	2:09.867	1:00.042	36.941	<b>32.884</b>
2	2:18.242	1:05.194	37.845	35.203	9	2:10.112	1:00.362	36.568	33.182
3	2:16.734	1:04.295	37.839	34.600	10	2:25.969	1:05.942	40.377	
4	2:13.271	1:02.114	37.510	33.647	11	2:36.135	1:25.266	37.359	33.510
5	2:12.179	1:01.065	37.621	33.493	12	2:09.612	<b>59.913</b>	36.786	32.913
6	2:22.434	1:01.956	43.007	37.471	13	<b>2:09.502</b>	1:00.066	<b>36.535</b>	32.901
7	2:10.529	1:00.528	36.851	33.150					