

33 GRAN PREMIO DE CAMIONES

Circuito del Jarama, length 3850 m

5.-6. October 2019

FIA European Truck Racing Championship

Lap Analysis Race 4,

FIA-Visa.No.: 8ETRC- ESP 20.09.201

1 Jochen HAHN , IVECO / DEU

Theoretische Bestzeit: 1:59.91

| Lap | Time | S1 | S2 | S3 | Lap | Time | S1 | S2 | S3 |
|-----|-----------------|---------------|---------------|---------------|-----|----------|--------|--------|--------|
| 1 | 2:07.240 | 53.402 | 39.916 | 33.922 | 7 | 2:02.652 | 48.106 | 39.102 | 35.444 |
| 2 | 1:59.914 | 47.534 | 38.684 | 33.696 | 8 | 2:01.020 | 47.894 | 38.862 | 34.264 |
| 3 | 2:01.318 | 48.243 | 38.815 | 34.260 | 9 | 2:01.399 | 47.953 | 39.210 | 34.236 |
| 4 | 2:00.294 | 47.689 | 38.732 | 33.873 | 10 | 2:01.386 | 47.992 | 39.306 | 34.088 |
| 5 | 2:01.095 | 47.810 | 39.118 | 34.167 | 11 | 2:00.418 | 47.748 | 38.954 | 33.716 |
| 6 | 2:01.126 | 47.923 | 38.993 | 34.210 | 12 | 2:01.637 | 47.836 | 39.471 | 34.330 |

5 Norbert KISS , MERCEDES BENZ / HUN

Theoretische Bestzeit: 2:00.02

| Lap | Time | S1 | S2 | S3 | Lap | Time | S1 | S2 | S3 |
|-----|-----------------|---------------|---------------|---------------|-----|----------|--------|--------|--------|
| 1 | 2:05.783 | 52.353 | 39.495 | 33.935 | 7 | 2:01.703 | 47.482 | 39.543 | 34.678 |
| 2 | 2:00.233 | 47.297 | 39.215 | 33.721 | 8 | 2:01.432 | 47.771 | 39.469 | 34.192 |
| 3 | 2:00.096 | 47.123 | 39.285 | 33.688 | 9 | 2:00.859 | 47.608 | 39.329 | 33.922 |
| 4 | 2:00.678 | 47.445 | 39.246 | 33.987 | 10 | 2:01.114 | 47.628 | 39.433 | 34.053 |
| 5 | 2:00.355 | 47.363 | 39.259 | 33.733 | 11 | 2:01.019 | 47.481 | 39.651 | 33.887 |
| 6 | 2:00.630 | 47.446 | 39.416 | 33.768 | 12 | 2:01.121 | 47.675 | 39.416 | 34.030 |

6 Anthony A.JANIEC , MAN / FRA

Theoretische Bestzeit: 2:01.23

| Lap | Time | S1 | S2 | S3 | Lap | Time | S1 | S2 | S3 |
|-----|-----------------|---------------|---------------|---------------|-----|----------|--------|--------|--------|
| 1 | 2:14.081 | 58.007 | 41.138 | 34.936 | 7 | 2:02.432 | 48.185 | 39.691 | 34.556 |
| 2 | 2:05.035 | 49.577 | 40.610 | 34.848 | 8 | 2:02.355 | 48.366 | 39.678 | 34.311 |
| 3 | 2:02.830 | 48.761 | 39.818 | 34.251 | 9 | 2:03.021 | 48.644 | 39.958 | 34.419 |
| 4 | 2:01.836 | 48.019 | 39.717 | 34.100 | 10 | 2:03.230 | 48.458 | 40.170 | 34.602 |
| 5 | 2:01.378 | 47.769 | 39.362 | 34.247 | 11 | 2:02.884 | 48.730 | 39.652 | 34.502 |
| 6 | 2:02.315 | 48.011 | 39.928 | 34.376 | 12 | 2:02.837 | 48.554 | 39.878 | 34.405 |

7 Jamie ANDERSON , MAN / GBR

Theoretische Bestzeit: 2:05.76

| Lap | Time | S1 | S2 | S3 | Lap | Time | S1 | S2 | S3 |
|-----|-----------------|---------------|---------------|---------------|-----|----------|----------|--------|--------|
| 1 | 2:12.708 | 56.821 | 40.849 | 35.038 | 7 | 2:21.746 | 1:02.720 | 42.803 | 36.223 |
| 2 | 2:05.858 | 50.122 | 40.606 | 35.130 | 8 | 2:09.676 | 51.166 | 42.151 | 36.359 |
| 3 | 2:07.728 | 51.308 | 40.689 | 35.731 | 9 | 2:11.453 | 50.796 | 42.399 | 38.258 |
| 4 | 2:08.976 | 52.426 | 41.444 | 35.106 | 10 | 2:09.552 | 51.588 | 42.214 | 35.750 |
| 5 | 2:07.734 | 50.772 | 41.628 | 35.334 | 11 | 2:09.749 | 51.197 | 42.082 | 36.470 |
| 6 | 2:09.709 | 50.400 | 41.885 | 37.424 | 12 | 2:09.753 | 51.054 | 42.549 | 36.150 |

11 Andre KURSIM , IVECO / DEU

Theoretische Bestzeit: 2:00.88

| Lap | Time | S1 | S2 | S3 | Lap | Time | S1 | S2 | S3 |
|-----|-----------------|---------------|---------------|---------------|-----|----------|--------|--------|--------|
| 1 | 2:09.076 | 55.528 | 39.831 | 33.717 | 7 | 2:01.423 | 48.114 | 39.363 | 33.946 |
| 2 | 2:02.789 | 48.349 | 40.203 | 34.237 | 8 | 2:01.298 | 47.916 | 39.390 | 33.992 |
| 3 | 2:03.450 | 48.532 | 41.180 | 33.738 | 9 | 2:01.432 | 47.968 | 39.562 | 33.902 |
| 4 | 2:01.291 | 48.164 | 39.315 | 33.812 | 10 | 2:01.441 | 48.116 | 39.365 | 33.960 |
| 5 | 2:00.996 | 47.884 | 39.355 | 33.757 | 11 | 2:01.534 | 48.074 | 39.374 | 34.086 |
| 6 | 2:01.117 | 48.043 | 39.287 | 33.787 | 12 | 2:02.212 | 48.462 | 39.678 | 34.072 |

14 José J.RODRIGUES , MAN / PRT


Theoretische Bestzeit: 2:00.87

| Lap | Time | S1 | S2 | S3 | Lap | Time | S1 | S2 | S3 |
|-----|----------|--------|--------|--------|-----|-----------------|---------------|---------------|---------------|
| 1 | 2:10.503 | 56.442 | 40.333 | 33.728 | 7 | 2:01.417 | 48.020 | 39.485 | 33.912 |
| 2 | 2:02.908 | 48.299 | 39.919 | 34.690 | 8 | 2:01.100 | 47.887 | 39.468 | 33.745 |
| 3 | 2:02.739 | 47.936 | 40.852 | 33.951 | 9 | 2:01.119 | 48.033 | 39.270 | 33.816 |
| 4 | 2:01.682 | 47.916 | 39.558 | 34.208 | 10 | 2:01.261 | 48.037 | 39.509 | 33.715 |
| 5 | 2:01.142 | 47.955 | 39.400 | 33.787 | 11 | 2:02.143 | 48.453 | 39.712 | 33.978 |
| 6 | 2:01.248 | 48.015 | 39.361 | 33.872 | 12 | 2:01.880 | 48.470 | 39.462 | 33.948 |

15 Erwin KLEINAGELVOORT , SCANIA / NLD

Theoretische Bestzeit: 2:02.73

| Lap | Time | S1 | S2 | S3 | Lap | Time | S1 | S2 | S3 |
|-----|-----------------|---------------|---------------|---------------|-----|----------|--------|--------|--------|
| 1 | 2:13.328 | 57.758 | 41.074 | 34.496 | 7 | 2:03.744 | 48.910 | 39.918 | 34.916 |
| 2 | 2:05.581 | 50.238 | 40.286 | 35.057 | 8 | 2:04.105 | 48.996 | 40.245 | 34.864 |
| 3 | 2:04.219 | 49.705 | 40.030 | 34.484 | 9 | 2:03.464 | 48.653 | 40.092 | 34.719 |
| 4 | 2:03.279 | 48.523 | 40.197 | 34.559 | 10 | 2:03.695 | 48.801 | 40.047 | 34.847 |
| 5 | 2:02.952 | 48.622 | 39.726 | 34.604 | 11 | 2:03.694 | 48.615 | 39.968 | 35.111 |



33 GRAN PREMIO DE CAMIONES

Circuito del Jarama, length 3850 m


5.-6. October 2019

FIA European Truck Racing Championship

Lap Analysis Race 4,

FIA-Visa.No.: 8ETRC- ESP 20.09.201

| Lap | Time | S1 | S2 | S3 | Lap | Time | S1 | S2 | S3 |
|-----|----------|--------|--------|--------|-----|----------|--------|--------|--------|
| 6 | 2:03.576 | 48.680 | 40.294 | 34.602 | 12 | 2:04.382 | 49.123 | 40.483 | 34.776 |



33 GRAN PREMIO DE CAMIONES

Circuito del Jarama, length 3850 m

5.-6. October 2019

FIA European Truck Racing Championship

Lap Analysis Race 4,

FIA-Visa.No.: 8ETRC-ESP 20.09.201

22 Oliver JANES , FREIGHTLINER / GBR

Theoretische Bestzeit: 2:02.39

| Lap | Time | S1 | S2 | S3 | Lap | Time | S1 | S2 | S3 |
|-----|----------|--------|--------|--------|-----|-----------------|---------------|---------------|---------------|
| 1 | 2:14.351 | 58.284 | 41.063 | 35.004 | 7 | 2:02.541 | 48.542 | 39.664 | 34.335 |
| 2 | 2:05.567 | 49.678 | 41.225 | 34.664 | 8 | 2:03.487 | 48.691 | 40.538 | 34.258 |
| 3 | 2:06.541 | 50.614 | 41.098 | 34.829 | 9 | 2:02.727 | 48.614 | 39.713 | 34.400 |
| 4 | 2:09.155 | 52.632 | 41.398 | 35.125 | 10 | 2:03.277 | 48.663 | 39.859 | 34.755 |
| 5 | 2:08.627 | 50.580 | 41.772 | 36.275 | 11 | 2:03.478 | 48.620 | 39.830 | 35.028 |
| 6 | 2:07.402 | 49.706 | 42.087 | 35.609 | 12 | 2:02.791 | 48.474 | 39.897 | 34.420 |

23 Antonio ALBACETE , MAN / ESP

Theoretische Bestzeit: 1:59.96

| Lap | Time | S1 | S2 | S3 | Lap | Time | S1 | S2 | S3 |
|-----|-----------------|---------------|---------------|---------------|-----|----------|--------|--------|--------|
| 1 | 2:07.802 | 53.925 | 39.917 | 33.960 | 7 | 2:02.552 | 48.205 | 39.389 | 34.958 |
| 2 | 2:01.737 | 48.536 | 39.694 | 33.507 | 8 | 2:01.641 | 48.294 | 39.215 | 34.132 |
| 3 | 2:00.292 | 47.502 | 39.101 | 33.689 | 9 | 2:01.052 | 47.912 | 39.266 | 33.874 |
| 4 | 2:00.479 | 47.648 | 39.161 | 33.670 | 10 | 2:01.405 | 48.103 | 39.282 | 34.020 |
| 5 | 2:00.738 | 47.633 | 39.138 | 33.967 | 11 | 2:01.845 | 48.596 | 39.267 | 33.982 |
| 6 | 2:00.374 | 47.694 | 38.957 | 33.723 | 12 | 2:01.801 | 48.209 | 39.352 | 34.240 |

24 Fabio CITIGNOLA , MERCEDES BENZ / DEU

Theoretische Bestzeit: 2:02.07

| Lap | Time | S1 | S2 | S3 | Lap | Time | S1 | S2 | S3 |
|-----|----------|--------|---------------|--------|-----|-----------------|---------------|--------|---------------|
| 1 | 2:07.617 | 52.951 | 39.983 | 34.683 | 7 | 2:18.024 | 58.550 | 41.241 | 38.233 |
| 2 | 2:03.357 | 48.196 | 39.597 | 35.564 | 8 | 2:03.788 | 48.868 | 40.457 | 34.463 |
| 3 | 2:22.652 | 48.398 | 59.683 | 34.571 | 9 | 2:02.627 | 48.048 | 40.151 | 34.428 |
| 4 | 2:03.271 | 48.392 | 40.157 | 34.722 | 10 | 2:03.031 | 48.491 | 39.990 | 34.550 |
| 5 | 2:08.437 | 49.935 | 41.941 | 36.561 | 11 | 2:02.717 | 48.215 | 40.029 | 34.473 |
| 6 | 2:06.957 | 48.760 | 42.184 | 36.013 | 12 | 2:03.423 | 48.201 | 40.264 | 34.958 |

30 Sascha LENZ , MAN / DEU

Theoretische Bestzeit: 2:00.60

| Lap | Time | S1 | S2 | S3 | Lap | Time | S1 | S2 | S3 |
|-----|-----------------|---------------|---------------|---------------|-----|----------|--------|--------|--------|
| 1 | 2:08.215 | 54.590 | 39.667 | 33.958 | 7 | 2:00.932 | 47.792 | 39.066 | 34.074 |
| 2 | 2:03.342 | 48.844 | 40.125 | 34.373 | 8 | 2:01.369 | 48.035 | 39.260 | 34.074 |
| 3 | 2:03.431 | 48.465 | 41.157 | 33.809 | 9 | 2:01.129 | 47.852 | 39.173 | 34.104 |
| 4 | 2:00.906 | 47.835 | 39.251 | 33.820 | 10 | 2:01.290 | 47.900 | 39.181 | 34.209 |
| 5 | 2:00.755 | 47.764 | 39.034 | 33.957 | 11 | 2:01.734 | 47.983 | 39.388 | 34.363 |
| 6 | 2:00.819 | 47.861 | 39.076 | 33.882 | 12 | 2:02.118 | 48.035 | 39.701 | 34.382 |

37 Terry GIBBON , MAN / GBR

Theoretische Bestzeit: 2:01.81

| Lap | Time | S1 | S2 | S3 | Lap | Time | S1 | S2 | S3 |
|-----|----------|---------------|--------|---------------|-----|-----------------|--------|---------------|--------|
| 1 | 2:10.105 | 56.069 | 39.998 | 34.038 | 4 | 2:02.065 | 48.213 | 39.794 | 34.058 |
| 2 | 2:03.650 | 48.108 | 40.000 | 35.542 | 5 | 2:02.283 | 48.373 | 39.664 | 34.246 |
| 3 | 2:05.290 | 48.227 | 43.002 | 34.061 | | | | | |

38 José Eduardo Teixeira J.E.RODRIGUES , MAN / PRT


Theoretische Bestzeit: 2:02.30

| Lap | Time | S1 | S2 | S3 | Lap | Time | S1 | S2 | S3 |
|-----|----------|--------|--------|--------|-----|-----------------|---------------|---------------|---------------|
| 1 | 2:15.314 | 58.919 | 41.134 | 35.261 | 7 | 2:05.942 | 51.557 | 39.635 | 34.750 |
| 2 | 2:05.518 | 49.629 | 40.847 | 35.042 | 8 | 2:02.648 | 48.423 | 39.861 | 34.364 |
| 3 | 2:06.356 | 50.381 | 40.987 | 34.988 | 9 | 2:02.731 | 48.542 | 39.869 | 34.320 |
| 4 | 2:09.299 | 52.725 | 41.459 | 35.115 | 10 | 2:03.162 | 48.543 | 40.051 | 34.568 |
| 5 | 2:08.616 | 50.821 | 42.067 | 35.728 | 11 | 2:02.773 | 48.796 | 39.693 | 34.284 |
| 6 | 2:07.961 | 49.779 | 41.953 | 36.229 | 12 | 2:03.087 | 48.383 | 39.915 | 34.789 |

44 Stephanie HALM , IVECO / DEU

Theoretische Bestzeit: 2:00.45

| Lap | Time | S1 | S2 | S3 | Lap | Time | S1 | S2 | S3 |
|-----|-----------------|---------------|---------------|---------------|-----|----------|--------|--------|--------|
| 1 | 2:06.007 | 52.632 | 39.559 | 33.816 | 7 | 2:02.114 | 48.133 | 39.375 | 34.606 |
| 2 | 2:00.903 | 47.837 | 39.048 | 34.018 | 8 | 2:01.529 | 48.002 | 39.420 | 34.107 |
| 3 | 2:00.873 | 47.809 | 39.174 | 33.890 | 9 | 2:01.457 | 48.050 | 39.405 | 34.002 |
| 4 | 2:00.458 | 47.743 | 39.030 | 33.685 | 10 | 2:02.351 | 48.037 | 39.649 | 34.665 |
| 5 | 2:01.052 | 48.059 | 39.158 | 33.835 | 11 | 2:01.465 | 48.260 | 39.194 | 34.011 |
| 6 | 2:01.097 | 48.037 | 39.164 | 33.896 | 12 | 2:01.888 | 48.150 | 39.439 | 34.299 |



33 GRAN PREMIO DE CAMIONES

Circuito del Jarama, length 3850 m

5.-6. October 2019

FIA European Truck Racing Championship

Lap Analysis Race 4,

FIA-Visa.No.: 8ETRC-ESP 20.09.201

55 Adam LACKO , FREIGHTLINER / CZE

Theoretische Bestzeit: 2:00.40

| Lap | Time | S1 | S2 | S3 | Lap | Time | S1 | S2 | S3 |
|-----|-----------------|---------------|---------------|---------------|-----|----------|--------|--------|--------|
| 1 | 2:08.539 | 55.151 | 39.512 | 33.876 | 7 | 2:01.429 | 47.834 | 39.316 | 34.279 |
| 2 | 2:02.636 | 48.471 | 39.587 | 34.578 | 8 | 2:00.974 | 47.891 | 39.202 | 33.881 |
| 3 | 2:03.252 | 48.414 | 41.006 | 33.832 | 9 | 2:01.178 | 47.850 | 39.344 | 33.984 |
| 4 | 2:00.737 | 47.644 | 39.242 | 33.851 | 10 | 2:00.824 | 47.785 | 39.218 | 33.821 |
| 5 | 2:00.480 | 47.561 | 39.146 | 33.773 | 11 | 2:01.039 | 47.806 | 39.243 | 33.990 |
| 6 | 2:00.659 | 47.692 | 39.072 | 33.895 | 12 | 2:01.326 | 47.800 | 39.417 | 34.109 |

64 Luis RECUENCO , MAN / ESP

Theoretische Bestzeit: 2:01.04

| Lap | Time | S1 | S2 | S3 | Lap | Time | S1 | S2 | S3 |
|-----|----------|--------|--------|--------|-----|-----------------|---------------|---------------|---------------|
| 1 | 2:12.893 | 57.242 | 40.827 | 34.824 | 6 | 2:10.327 | 50.345 | 42.037 | 37.945 |
| 2 | 2:06.624 | 50.994 | 40.915 | 34.715 | 7 | 3:04.595 | 1:23.156 | 52.575 | |
| 3 | 2:07.323 | 50.975 | 40.534 | 35.814 | 8 | 2:49.390 | 1:35.350 | 39.813 | 34.227 |
| 4 | 2:09.112 | 52.846 | 41.220 | 35.046 | 9 | 2:01.043 | 47.917 | 39.186 | 33.940 |
| 5 | 2:07.331 | 50.471 | 41.999 | 34.861 | | | | | |