



33 GRAN PREMIO DE CAMIONES

Circuito del Jarama, length 3850 m

5.-6. October 2019

FIA European Truck Racing Championship

Lap Analysis Race 1,

FIA-Visa.No.: 8ETRC- ESP 20.09.201

1 Jochen HAHN , IVECO / DEU

Theoretische Bestzeit: 2:00.01

Lap	Time	S1	S2	S3	Lap	Time	S1	S2	S3
1	2:03.312	50.872	38.771	33.669	7	2:00.682	48.009	38.913	33.760
2	2:00.205	47.651	38.831	33.723	8	2:00.952	47.917	39.107	33.928
3	2:00.431	47.574	39.002	33.855	9	2:01.176	48.067	39.099	34.010
4	2:00.719	47.845	39.060	33.814	10	2:00.841	47.899	39.155	33.787
5	2:00.723	47.757	39.158	33.808	11	2:01.274	47.976	39.371	33.927
6	2:01.061	48.067	39.066	33.928	12	2:02.883	48.649	39.765	34.469

5 Norbert KISS , MERCEDES BENZ / HUN

Theoretische Bestzeit: 2:01.26

Lap	Time	S1	S2	S3	Lap	Time	S1	S2	S3
1	2:07.444	53.698	39.730	34.016	7	2:01.825	48.142	39.564	34.119
2	2:02.379	48.043	40.275	34.061	8	2:01.716	47.773	39.657	34.286
3	2:01.510	47.906	39.673	33.931	9	2:02.267	48.252	39.882	34.133
4	2:01.766	48.158	39.568	34.040	10	2:01.890	48.078	39.729	34.083
5	2:01.894	48.147	39.695	34.052	11	2:02.414	48.171	40.156	34.087
6	2:01.956	48.220	39.569	34.167	12	2:02.801	48.547	39.893	34.361

6 Anthony A.JANIEC , MAN / FRA

Theoretische Bestzeit: 2:02.28

Lap	Time	S1	S2	S3	Lap	Time	S1	S2	S3
1	2:12.119	56.550	40.805	34.764	7	2:02.771	48.386	39.713	34.672
2	2:02.468	48.356	39.654	34.458	8	2:02.640	48.380	39.600	34.660
3	2:02.485	48.351	39.732	34.402	9	2:02.841	48.440	39.799	34.602
4	2:02.742	48.447	39.811	34.484	10	2:03.056	48.475	39.788	34.793
5	2:03.485	49.243	39.799	34.443	11	2:03.312	48.713	39.782	34.817
6	2:02.622	48.282	39.691	34.649	12	2:03.574	48.734	40.041	34.799

7 Jamie ANDERSON , MAN / GBR

Theoretische Bestzeit: 2:01.88

Lap	Time	S1	S2	S3	Lap	Time	S1	S2	S3
1	2:11.063	56.690	39.943	34.430	7	2:02.264	48.351	39.539	34.374
2	2:02.300	48.238	39.759	34.303	8	2:02.670	48.462	39.743	34.465
3	2:02.274	48.224	39.601	34.449	9	2:02.437	48.386	39.712	34.339
4	2:02.063	48.173	39.645	34.245	10	2:02.916	48.563	39.976	34.377
5	2:02.272	48.322	39.782	34.168	11	2:02.708	48.541	39.768	34.399
6	2:02.684	48.524	39.745	34.415	12	2:03.289	48.636	39.932	34.721

11 Andre KURSIM , IVECO / DEU

Theoretische Bestzeit: 2:01.26

Lap	Time	S1	S2	S3	Lap	Time	S1	S2	S3
1	2:08.416	54.320	39.660	34.436	7	2:02.800	48.634	39.721	34.445
2	2:02.022	47.909	39.894	34.219	8	2:02.449	48.482	39.644	34.323
3	2:01.585	48.225	39.409	33.951	9	2:03.200	48.710	39.965	34.525
4	2:08.220	54.549	39.480	34.191	10	2:02.900	48.652	39.772	34.476
5	2:03.719	49.049	40.229	34.441	11	2:03.156	48.608	39.879	34.669
6	2:02.597	48.455	39.610	34.532	12	2:03.527	48.817	40.106	34.604

14 José J.RODRIGUES , MAN / PRT


Theoretische Bestzeit: 2:01.53

Lap	Time	S1	S2	S3	Lap	Time	S1	S2	S3
1	2:09.078	55.100	39.602	34.376	7	2:01.991	48.313	39.709	33.969
2	2:02.115	48.047	39.656	34.412	8	2:02.220	48.534	39.714	33.972
3	2:02.028	48.196	39.521	34.311	9	2:02.005	48.379	39.597	34.029
4	2:01.914	48.358	39.548	34.008	10	2:02.164	48.373	39.651	34.140
5	2:02.463	48.217	39.932	34.314	11	2:02.294	48.333	39.780	34.181
6	2:01.855	48.272	39.589	33.994	12	2:02.603	48.430	40.003	34.170

15 Erwin KLEINAGELVOORT , SCANIA / NLD

Theoretische Bestzeit: 2:03.85

Lap	Time	S1	S2	S3	Lap	Time	S1	S2	S3
1	2:15.681	59.012	41.203	35.466	7	2:04.474	49.445	40.163	34.866
2	2:05.210	49.412	40.554	35.244	8	2:04.470	49.193	40.065	35.212
3	2:04.414	49.413	40.068	34.933	9	2:04.521	49.307	40.196	35.018
4	2:04.800	49.259	40.341	35.200	10	2:04.337	49.079	40.209	35.049
5	2:04.044	49.171	40.005	34.868	11	2:04.352	48.983	40.393	34.976



33 GRAN PREMIO DE CAMIONES

Circuito del Jarama, length 3850 m


5.-6. October 2019

FIA European Truck Racing Championship

Lap Analysis Race 1,

FIA-Visa.No.: 8ETRC-ESP 20.09.201

Lap	Time	S1	S2	S3	Lap	Time	S1	S2	S3
6	2:04.744	49.325	40.168	35.251	12	2:04.725	49.390	40.364	34.971



33 GRAN PREMIO DE CAMIONES

Circuito del Jarama, length 3850 m

5.-6. October 2019

FIA European Truck Racing Championship

Lap Analysis Race 1,

FIA-Visa.No.: 8ETRC- ESP 20.09.201

19 Dominique ORSINI , MERCEDES BENZ / FRA

Theoretische Bestzeit: 2:08.46

Lap	Time	S1	S2	S3	Lap	Time	S1	S2	S3
1	2:17.926	58.342	43.246	36.338	7	2:09.370	50.505	42.460	36.405
2	2:11.120	51.023	42.617	37.480	8	2:08.971	50.736	41.993	36.242
3	2:09.438	50.357	42.554	36.527	9	2:09.008	50.494	42.028	36.486
4	2:09.621	50.371	42.789	36.461	10	2:08.969	50.325	42.494	36.150
5	2:10.069	50.804	42.409	36.856	11	2:10.008	50.841	42.738	36.429
6	2:09.758	50.966	42.441	36.351	12	2:09.946	50.782	42.635	36.529

22 Oliver JANES , FREIGHTLINER / GBR

Theoretische Bestzeit: 2:02.72

Lap	Time	S1	S2	S3	Lap	Time	S1	S2	S3
1	2:12.576	57.040	40.825	34.711	7	2:05.096	49.077	40.705	35.314
2	2:03.075	48.681	39.928	34.466	8	2:04.880	49.166	40.679	35.035
3	2:02.758	48.650	39.604	34.504	9	2:04.585	49.400	40.061	35.124
4	2:03.531	48.682	40.038	34.811	10	2:04.638	49.273	40.495	34.870
5	2:05.048	49.072	41.339	34.637	11	2:04.031	48.971	40.273	34.787
6	2:04.179	48.799	40.276	35.104	12	2:04.575	49.360	40.521	34.694

23 Antonio ALBACETE , MAN / ESP

Theoretische Bestzeit: 2:00.13

Lap	Time	S1	S2	S3	Lap	Time	S1	S2	S3
1	2:04.440	51.707	39.172	33.561	7	2:00.684	47.868	39.073	33.743
2	2:00.191	47.671	38.915	33.605	8	2:01.183	48.003	39.382	33.798
3	2:00.855	47.662	39.350	33.843	9	2:01.228	48.056	39.166	34.006
4	2:00.891	47.967	39.209	33.715	10	2:01.006	47.920	39.276	33.810
5	2:00.798	47.856	39.117	33.825	11	2:01.564	47.991	39.568	34.005
6	2:01.054	47.851	39.275	33.928	12	2:01.496	48.182	39.358	33.956

30 Sascha LENZ , MAN / DEU

Theoretische Bestzeit: 2:01.07

Lap	Time	S1	S2	S3	Lap	Time	S1	S2	S3
1	2:05.904	52.348	39.153	34.403	7	2:01.555	48.182	39.296	34.077
2	2:01.298	47.952	39.299	34.047	8	2:02.848	48.382	39.908	34.558
3	2:01.670	48.082	39.427	34.161	9	2:02.506	48.276	39.735	34.495
4	2:01.095	47.886	39.174	34.035	10	2:02.307	48.220	39.632	34.455
5	2:01.340	47.982	39.229	34.129	11	2:02.648	48.296	39.714	34.638
6	2:01.716	47.947	39.446	34.323	12	2:02.844	48.411	39.766	34.667

37 Terry GIBBON , MAN / GBR

Theoretische Bestzeit: 2:02.78

Lap	Time	S1	S2	S3	Lap	Time	S1	S2	S3
1	2:13.563	57.404	41.407	34.752	7	2:05.814	49.143	41.956	34.715
2	2:03.235	48.313	40.021	34.901	8	2:03.886	48.260	40.388	35.238
3	2:02.990	48.353	40.013	34.624	9	2:04.912	49.376	40.282	35.254
4	2:03.043	48.392	40.137	34.514	10	2:04.376	48.797	40.456	35.123
5	2:05.479	48.467	42.120	34.892	11	2:04.071	48.928	40.310	34.833
6	2:03.786	48.638	40.253	34.895	12	2:04.775	49.082	40.674	35.019

38 José Eduardo Teixeir J.E.RODRIGUES , MAN / PRT


Theoretische Bestzeit: 2:03.62

Lap	Time	S1	S2	S3	Lap	Time	S1	S2	S3
1	2:17.033	59.374	42.764	34.895	7	2:04.588	49.327	40.246	35.015
2	2:04.439	48.797	40.383	35.259	8	2:04.359	48.965	40.272	35.122
3	2:04.477	49.397	40.019	35.061	9	2:04.577	49.297	40.292	34.988
4	2:04.678	49.040	40.445	35.193	10	2:04.144	48.899	40.322	34.923
5	2:04.071	49.101	40.157	34.813	11	2:04.422	49.101	40.412	34.909
6	2:04.716	49.107	40.385	35.224	12	2:04.863	49.336	40.483	35.044

44 Stephanie HALM , IVECO / DEU

Theoretische Bestzeit: 2:00.99

Lap	Time	S1	S2	S3	Lap	Time	S1	S2	S3
1	2:06.239	53.133	39.131	33.975	7	2:01.442	47.990	39.343	34.109
2	2:02.479	48.905	39.700	33.874	8	2:02.202	48.250	39.549	34.403
3	2:01.563	48.151	39.514	33.898	9	2:02.136	48.444	39.510	34.182
4	2:01.856	48.425	39.358	34.073	10	2:02.014	48.382	39.516	34.116
5	2:02.040	48.077	39.575	34.388	11	2:02.445	48.658	39.580	34.207



33 GRAN PREMIO DE CAMIONES

Circuito del Jarama, length 3850 m


5.-6. October 2019

FIA European Truck Racing Championship

Lap Analysis Race 1,

FIA-Visa.No.: 8ETRC-ESP 20.09.201

Lap	Time	S1	S2	S3	Lap	Time	S1	S2	S3
6	2:01.746	48.212	39.360	34.174	12	2:03.102	48.752	39.802	34.548



33 GRAN PREMIO DE CAMIONES

Circuito del Jarama, length 3850 m

5.-6. October 2019

FIA European Truck Racing Championship

Lap Analysis Race 1,

FIA-Visa.No.: 8ETRC- ESP 20.09.201

55 Adam LACKO , FREIGHTLINER / CZE

Theoretische Bestzeit: 2:01.43

Lap	Time	S1	S2	S3	Lap	Time	S1	S2	S3
1	2:07.018	53.457	39.478	34.083	7	2:01.540	48.149	39.404	33.987
2	2:02.256	48.252	40.013	33.991	8	2:01.849	48.095	39.580	34.174
3	2:01.506	48.043	39.476	33.987	9	2:02.370	48.624	39.619	34.127
4	2:01.725	48.265	39.402	34.058	10	2:02.055	48.274	39.693	34.088
5	2:01.959	48.198	39.617	34.144	11	2:02.295	48.467	39.776	34.052
6	2:01.858	48.232	39.475	34.151	12	2:02.977	48.752	39.758	34.467

64 Luis RECUENCO , MAN / ESP

Theoretische Bestzeit: 2:02.41

Lap	Time	S1	S2	S3	Lap	Time	S1	S2	S3
1	2:13.868	57.806	41.543	34.519	7	2:07.027	49.303	40.378	37.346
2	2:03.263	48.578	40.392	34.293	8	2:03.424	48.234	40.120	35.070
3	2:03.133	48.631	39.887	34.615	9	2:05.052	49.473	40.362	35.217
4	2:03.071	48.454	40.255	34.362	10	2:04.291	48.827	40.561	34.903
5	2:03.937	48.450	41.032	34.455	11	2:04.047	49.009	40.260	34.778
6	2:04.344	49.033	40.235	35.076	12	2:04.721	49.076	40.785	34.860

77 Rene REINERT , IVECO / DEU

Theoretische Bestzeit: 2:01.83

Lap	Time	S1	S2	S3	Lap	Time	S1	S2	S3
1	2:10.084	55.799	39.656	34.629	7	2:02.306	48.166	39.865	34.275
2	2:02.225	48.264	39.669	34.292	8	2:02.601	48.141	40.025	34.435
3	2:02.192	48.062	39.771	34.359	9	2:02.494	48.188	40.134	34.172
4	2:02.141	48.284	39.742	34.115	10	2:02.636	48.180	40.221	34.235
5	2:02.934	48.365	40.265	34.304	11	2:02.944	48.353	40.144	34.447
6	2:02.459	48.269	39.873	34.317	12	2:03.258	48.314	40.379	34.565