

33 GRAN PREMIO DE CAMIONES

Circuito del Jarama, length 3850 m

5.-6. October 2019

FIA European Truck Racing Championship

Lap Analysis free practice 2,

FIA-Visa.No.: 8ETRC- ESP 20.09.201

1 Jochen HAHN , IVECO / DEU

Theoretische Bestzeit: 1:58.91

Lap	Time	S1	S2	S3	Lap	Time	S1	S2	S3
1	6:59.812		55.179	39.377	6	2:22.332	54.532	52.936	34.864
2	1:59.788	47.651	38.539	33.598	7	1:59.079	47.326	38.338	33.415
3	1:59.963	47.610	38.666	33.687	8	2:19.726	51.651	44.511	
4	2:18.618	50.452	51.411	36.755	9	2:42.241	1:24.801	42.906	34.534
5	1:59.238	47.268	38.383	33.587	10	1:58.989	47.213	38.414	33.362

5 Norbert KISS , MERCEDES BENZ / HUN

Theoretische Bestzeit: 1:59.56

Lap	Time	S1	S2	S3	Lap	Time	S1	S2	S3
1	17:58.018		47.596	38.205	5	2:00.888	47.424	39.602	33.862
2	2:14.213	54.914	43.778	35.521	6	2:00.475	47.745	39.109	33.621
3	1:59.942	47.301	39.117	33.524	7	2:02.180	48.749	39.028	34.403
4	1:59.794	47.082	38.960	33.752					

6 Anthony A.JANIEC , MAN / FRA

Theoretische Bestzeit: 2:01.43

Lap	Time	S1	S2	S3	Lap	Time	S1	S2	S3
1	6:00.162		1:00.747	48.884	6	2:33.119	59.324	54.471	39.324
2	2:30.374	55.966	58.457	35.951	7	2:29.129	48.096	46.492	
3	2:26.675	48.289	44.677		8	4:37.481	3:10.919	49.906	36.656
4	5:49.527	4:22.227	50.860	36.440	9	2:13.989	50.517	47.229	36.243
5	2:01.435	47.844	39.214	34.377					

7 Jamie ANDERSON , MAN / GBR

Theoretische Bestzeit: 2:01.61

Lap	Time	S1	S2	S3	Lap	Time	S1	S2	S3
1	5:22.221		40.483	34.784	8	2:02.232	48.559	39.554	34.119
2	2:04.187	49.095	40.577	34.515	9	2:03.550	48.875	40.073	34.602
3	2:03.331	48.734	40.212	34.385	10	2:02.700	48.629	39.843	34.228
4	2:03.129	48.529	40.039	34.561	11	2:02.344	48.547	39.550	34.247
5	2:02.704	48.891	39.647	34.166	12	2:02.067	48.326	39.465	34.276
6	2:02.198	48.302	39.531	34.365	13	2:02.900	48.616	39.608	34.676
7	2:03.554	49.146	39.760	34.648	14	2:01.760	48.241	39.258	34.261

11 Andre KURSIM , IVECO / DEU

Theoretische Bestzeit: 2:00.32

Lap	Time	S1	S2	S3	Lap	Time	S1	S2	S3
1	3:06.651		56.662	43.147	8	2:21.055	47.960	48.208	
2	2:02.829	48.497	39.826	34.506	9	2:36.815	1:16.478	45.095	35.242
3	2:02.295	48.297	39.895	34.103	10	2:00.745	47.558	39.414	33.773
4	2:01.481	47.810	39.013	34.658	11	2:15.181	47.892	53.537	33.752
5	2:18.897	50.947	44.253		12	2:00.892	47.897	39.120	33.875
6	3:23.062	1:50.008	52.881	40.173	13	2:01.734	48.182	39.382	34.170
7	2:00.925	47.828	39.310	33.787					

14 José J.RODRIGUES , MAN / PRT


Theoretische Bestzeit: 2:00.97

Lap	Time	S1	S2	S3	Lap	Time	S1	S2	S3
1	3:24.935		50.762	36.873	8	3:10.259	1:50.902	44.027	35.330
2	2:26.356	55.577	53.112	37.667	9	2:01.081	47.890	39.100	34.091
3	2:06.966	48.244	39.397	39.325	10	2:14.007	56.516	42.965	34.526
4	2:23.366	59.385	47.802	36.179	11	2:01.789	48.113	39.324	34.352
5	2:01.417	47.803	39.543	34.071	12	2:09.981	48.124	40.507	41.350
6	2:25.455	56.538	45.981	42.936	13	2:05.291	48.120	39.311	37.860
7	2:28.162	48.146	42.098						

15 Erwin KLEINAGELVOORT , SCANIA / NLD

Theoretische Bestzeit: 2:02.50

Lap	Time	S1	S2	S3	Lap	Time	S1	S2	S3
1	5:41.241		42.005	35.095	7	2:25.934	48.726	42.711	
2	2:03.257	48.658	40.025	34.574	8	5:38.178	4:15.429	46.851	35.898
3	2:03.291	48.766	39.856	34.669	9	2:03.244	48.777	39.737	34.730
4	2:03.785	48.658	40.108	35.019	10	2:02.971	48.805	39.649	34.517
5	2:03.321	49.040	39.612	34.669	11	2:02.674	48.418	39.741	34.515
6	2:02.576	48.459	39.645	34.472					



33 GRAN PREMIO DE CAMIONES


Circuito del Jarama, length 3850 m

5.-6. October 2019

FIA European Truck Racing Championship

Lap Analysis free practice 2,

FIA-Visa.No.: 8ETRC-ESP 20.09.201



33 GRAN PREMIO DE CAMIONES

Circuito del Jarama, length 3850 m

5.-6. October 2019

FIA European Truck Racing Championship

Lap Analysis free practice 2,

FIA-Visa.No.: 8ETRC- ESP 20.09.201

22 Oliver JANES , FREIGHTLINER / GBR

Theoretische Bestzeit: 2:01.77

Lap	Time	S1	S2	S3	Lap	Time	S1	S2	S3
1	4:13.464		43.253	35.819	7	2:03.166	48.811	40.001	34.354
2	2:02.965	48.585	39.817	34.563	8	2:03.042	48.705	40.066	34.271
3	2:15.827	48.897	40.005		9	2:02.093	48.185	39.759	34.149
4	6:04.229	4:48.732	40.384	35.113	10	2:02.473	48.201	40.134	34.138
5	2:03.704	48.387	40.505	34.812	11	2:02.822	48.517	39.762	34.543
6	2:09.024	49.259	42.775	36.990	12	2:02.156	48.204	39.453	34.499

23 Antonio ALBACETE , MAN / ESP

Theoretische Bestzeit: 1:59.06

Lap	Time	S1	S2	S3	Lap	Time	S1	S2	S3
1	2:58.675		54.970	38.099	7	2:08.637	47.337	38.817	42.483
2	2:32.225	1:00.506	55.726	35.993	8	2:27.229	1:00.349	43.112	
3	2:00.243	47.597	38.994	33.652	9	4:51.999	3:13.061	58.875	40.063
4	2:33.520	59.783	54.816	38.921	10	1:59.508	47.273	38.676	33.559
5	1:59.518	47.282	38.806	33.430	11	2:37.604	59.548	55.525	42.531
6	2:43.219	59.485	57.823	45.911	12	1:59.064	47.119	38.649	33.296

24 Fabio CITIGNOLA , MERCEDES BENZ / DEU

Theoretische Bestzeit: 2:01.44

Lap	Time	S1	S2	S3	Lap	Time	S1	S2	S3
1	3:28.812		41.437	35.066	8	2:03.645	48.443	40.422	34.780
2	2:06.291	49.282	41.764	35.245	9	2:10.255	51.107	43.530	35.618
3	2:03.098	48.620	39.881	34.597	10	2:01.925	48.040	39.457	34.428
4	2:03.574	48.360	40.468	34.746	11	2:01.919	48.143	39.833	33.943
5	2:11.691	48.797	41.237	41.657	12	2:02.435	48.488	39.718	34.229
6	2:02.858	48.501	40.018	34.339	13	2:02.208	48.272	39.707	34.229
7	2:02.727	48.365	40.200	34.162	14	2:02.120	48.284	39.627	34.209

30 Sascha LENZ , MAN / DEU

Theoretische Bestzeit: 2:00.18

Lap	Time	S1	S2	S3	Lap	Time	S1	S2	S3
1	6:26.361		42.674	35.052	7	2:00.362	47.572	38.852	33.938
2	2:01.578	47.534	39.891	34.153	8	2:01.235	47.663	38.972	34.600
3	2:00.540	47.679	38.848	34.013	9	2:13.972	48.479	39.132	
4	2:00.632	47.677	39.157	33.798	10	3:16.146	2:02.305	39.233	34.608
5	2:17.393	48.105	39.010		11	2:01.317	48.036	39.234	34.047
6	3:28.842	2:04.008	46.670	38.164	12	2:01.293	48.298	39.091	33.904

37 Terry GIBBON , MAN / GBR

Theoretische Bestzeit: 2:02.16

Lap	Time	S1	S2	S3	Lap	Time	S1	S2	S3
1	15:12.414		41.289	34.642	5	2:06.397	48.526	43.692	34.179
2	2:02.918	48.562	39.998	34.358	6	2:14.807	58.480	39.755	36.572
3	2:20.036	59.090	46.664	34.282	7	2:03.496	48.903	39.746	34.847
4	2:03.465	48.660	40.429	34.376	8	2:02.167	48.318	39.688	34.161

38 José Eduardo Teixeir J.E.RODRIGUES , MAN / PRT


Theoretische Bestzeit: 2:02.44

Lap	Time	S1	S2	S3	Lap	Time	S1	S2	S3
1	3:12.238		58.254	43.192	8	2:02.868	48.546	39.995	34.327
2	2:05.349	49.619	40.549	35.181	9	2:03.181	48.794	39.859	34.528
3	2:03.875	48.729	40.246	34.900	10	2:02.655	48.682	39.570	34.403
4	2:24.788	49.141	44.822		11	2:02.971	48.696	39.708	34.567
5	3:37.342	2:17.652	42.074	37.616	12	2:03.408	49.251	39.586	34.571
6	2:03.394	49.018	39.736	34.640	13	2:02.789	48.619	39.649	34.521
7	2:03.302	48.885	40.032	34.385	14	2:03.352	49.194	39.784	34.374

44 Stephanie HALM , IVECO / DEU

Theoretische Bestzeit: 2:00.30

Lap	Time	S1	S2	S3	Lap	Time	S1	S2	S3
1	3:03.746		58.412	40.811	7	2:24.824	48.017	43.754	
2	2:02.452	48.555	39.282	34.615	8	4:59.977	3:37.222	46.801	35.954
3	2:47.939	58.816	55.986		9	2:00.665	47.720	39.014	33.931
4	3:56.569	2:30.596	50.949	35.024	10	2:00.675	47.664	39.229	33.782
5	2:00.763	47.968	38.860	33.935	11	2:00.902	47.824	39.160	33.918



33 GRAN PREMIO DE CAMIONES

Circuito del Jarama, length 3850 m


5.-6. October 2019

FIA European Truck Racing Championship

Lap Analysis free practice 2,

FIA-Visa.No.: 8ETRC-ESP 20.09.201

Lap	Time	S1	S2	S3	Lap	Time	S1	S2	S3
6	2:01.176	48.001	39.194	33.981	12	2:00.864	47.796	39.159	33.909



33 GRAN PREMIO DE CAMIONES

Circuito del Jarama, length 3850 m

5.-6. October 2019

FIA European Truck Racing Championship

Lap Analysis free practice 2,

FIA-Visa.No.: 8ETRC-ESP 20.09.201

55 Adam LACKO , FREIGHTLINER / CZE

Theoretische Bestzeit: 1:59.67

Lap	Time	S1	S2	S3	Lap	Time	S1	S2	S3
1	3:01.359		49.379	39.695	7	1:59.947	47.365	38.732	33.850
2	2:02.418	48.368	39.528	34.522	8	2:10.357	52.384	43.595	34.378
3	2:06.329	47.705	40.961	37.663	9	1:59.829	47.281	38.772	33.776
4	2:00.384	47.372	39.178	33.834	10	2:16.029	53.090	47.762	35.177
5	2:24.478	51.430	47.804		11	1:59.719	47.321	38.681	33.717
6	5:49.106	4:23.932	50.379	34.795					

64 Luis RECUENCO , MAN / ESP

Theoretische Bestzeit: 2:00.72

Lap	Time	S1	S2	S3	Lap	Time	S1	S2	S3
1	3:15.502		41.840	35.180	8	2:53.301	1:01.876	56.637	
2	2:05.195	49.643	40.802	34.750	9	5:30.186	4:13.051	43.196	33.939
3	2:02.382	48.140	39.946	34.296	10	2:01.630	47.802	39.629	34.199
4	2:02.414	48.130	40.155	34.129	11	2:01.253	47.942	39.553	33.758
5	2:02.892	48.430	39.733	34.729	12	2:01.139	47.687	39.590	33.862
6	2:01.781	48.071	39.376	34.334	13	2:00.744	47.702	39.343	33.699
7	2:03.048	48.389	39.591	35.068					

77 Rene REINERT , IVECO / DEU

Theoretische Bestzeit: 2:00.71

Lap	Time	S1	S2	S3	Lap	Time	S1	S2	S3
1	5:01.282		45.968	35.382	8	2:00.958	47.735	39.292	33.931
2	2:06.566	47.859	42.731	35.976	9	2:13.085	52.259	45.031	35.795
3	2:01.726	47.671	39.692	34.363	10	2:09.665	51.778	43.267	34.620
4	2:32.741	58.305	45.267		11	2:04.563	47.991	39.384	37.188
5	3:10.330	1:44.573	46.678	39.079	12	2:01.285	47.541	39.634	34.110
6	2:01.247	47.780	39.483	33.984	13	2:01.022	47.644	39.495	33.883
7	2:16.125	54.260	46.211	35.654					