

33 GRAN PREMIO DE CAMIONES

Circuito del Jarama, length 3850 m

5.-6. October 2019

FIA European Truck Racing Championship

Lap Analysis free practice 1,

FIA-Visa.No.: 8ETRC-ESP 20.09.201

1 Jochen HAHN , IVECO / DEU

Theoretische Bestzeit: 1:58.35

Lap	Time	S1	S2	S3	Lap	Time	S1	S2	S3
1	3:49.829		1:01.276	40.688	7	2:40.343	59.104	49.157	52.082
2	2:27.446	56.584	49.790	41.072	8	2:05.433	51.155	38.299	35.979
3	2:25.560	57.481	52.784	35.295	9	1:59.810	46.924	38.689	34.197
4	1:59.398	47.657	38.609	33.132	10	1:59.974	46.984	38.639	34.351
5	2:28.326	52.823	51.466	44.037	11	2:03.582	47.649	38.450	37.483
6	2:04.538	47.097	38.424	39.017					

5 Norbert KISS , MERCEDES BENZ / HUN

Theoretische Bestzeit: 1:58.66

Lap	Time	S1	S2	S3	Lap	Time	S1	S2	S3
1	2:58.705		50.246	37.241	8	1:59.802	46.839	38.737	34.226
2	2:10.343	51.432	43.703	35.208	9	2:26.133	54.813	42.457	
3	2:04.941	51.238	39.998	33.705	10	4:57.881	3:27.922	52.258	37.701
4	2:00.548	47.750	39.142	33.656	11	1:59.000	46.649	38.678	33.673
5	1:59.404	47.142	38.927	33.335	12	2:03.085	47.131	39.627	36.327
6	2:21.613	50.164	56.353	35.096	13	2:00.593	47.755	38.942	33.896
7	2:01.813	46.941	38.779	36.093					

6 Anthony A.JANIEC , MAN / FRA

Theoretische Bestzeit: 2:00.30

Lap	Time	S1	S2	S3	Lap	Time	S1	S2	S3
1	2:39.427		43.191	35.151	5	2:42.933	51.796	57.321	
2	2:02.998	49.003	39.348	34.647	6	5:46.328	4:21.914	49.031	35.383
3	2:02.018	48.390	39.371	34.257	7	2:00.304	47.472	39.047	33.785
4	2:01.527	48.127	39.312	34.088	8	2:44.076	59.850	54.035	

7 Jamie ANDERSON , MAN / GBR

Theoretische Bestzeit: 2:00.66

Lap	Time	S1	S2	S3	Lap	Time	S1	S2	S3
1	3:12.148		51.260	44.076	8	2:08.799	52.531	41.176	35.092
2	2:23.394	59.523	47.659	36.212	9	2:02.554	49.058	39.555	33.941
3	2:03.825	49.546	39.852	34.427	10	2:01.462	48.311	39.310	33.841
4	2:03.493	49.438	39.786	34.269	11	2:01.816	48.165	39.684	33.967
5	2:04.188	49.463	40.208	34.517	12	2:00.718	47.994	39.051	33.673
6	2:02.974	49.181	39.532	34.261	13	2:01.115	47.936	39.154	34.025
7	2:06.228	48.939	39.597	37.692	14	2:08.551	48.021	39.201	

11 Andre KURSIM , IVECO / DEU

Theoretische Bestzeit: 1:59.60

Lap	Time	S1	S2	S3	Lap	Time	S1	S2	S3
1	7:31.870		49.430	36.918	7	2:00.931	47.641	38.956	34.334
2	2:23.705	1:00.060	48.160	35.485	8	2:07.016	48.046	40.055	38.915
3	2:00.903	47.927	38.958	34.018	9	2:00.566	47.643	39.423	33.500
4	2:00.256	47.620	39.031	33.605	10	2:00.516	47.634	39.193	33.689
5	1:59.602	47.351	38.823	33.428	11	2:23.129	47.824	57.778	37.527
6	2:11.284	53.937	43.355	33.992	12	2:01.387	47.605	39.326	34.456

14 José J.RODRIGUES , MAN / PRT


Theoretische Bestzeit: 1:59.51

Lap	Time	S1	S2	S3	Lap	Time	S1	S2	S3
1	2:32.888		43.325	36.100	8	2:13.302	48.878	43.462	40.962
2	2:05.909	50.066	40.591	35.252	9	1:59.854	47.595	38.835	33.424
3	2:03.411	49.430	39.655	34.326	10	2:32.282	54.799	1:02.066	35.417
4	2:04.411	48.824	39.910	35.677	11	1:59.981	47.254	39.195	33.532
5	2:18.593	51.800	51.317	35.476	12	2:06.636	50.457	42.234	33.945
6	2:00.666	47.883	39.043	33.740	13	2:11.105	47.632	47.630	35.843
7	2:27.249	56.240	50.895	40.114	14	2:12.698	47.900	48.927	35.871

15 Erwin KLEINAGELVOORT , SCANIA / NLD

Theoretische Bestzeit: 2:01.54

Lap	Time	S1	S2	S3	Lap	Time	S1	S2	S3
1	2:30.963		44.607	36.172	9	2:03.188	48.123	39.803	35.262
2	2:05.848	50.186	40.500	35.162	10	2:03.407	49.079	39.564	34.764
3	2:04.402	49.426	40.060	34.916	11	2:06.583	48.471	41.410	36.702
4	2:03.433	48.779	39.818	34.836	12	2:02.516	48.204	39.457	34.855



33 GRAN PREMIO DE CAMIONES

Circuito del Jarama, length 3850 m

5.-6. October 2019

FIA European Truck Racing Championship

Lap Analysis free practice 1,

FIA-Visa.No.: 8ETRC- ESP 20.09.201

Lap	Time	S1	S2	S3	Lap	Time	S1	S2	S3
5	2:03.977	48.966	40.344	34.667	13	2:01.891	48.304	39.393	34.194
6	2:02.677	48.427	39.858	34.392	14	2:01.923	48.164	39.319	34.440
7	2:02.156	48.320	39.259	34.577	15	2:01.791	48.271	39.361	34.159
8	2:02.629	48.221	39.868	34.540					



33 GRAN PREMIO DE CAMIONES

Circuito del Jarama, length 3850 m

5.-6. October 2019

FIA European Truck Racing Championship

Lap Analysis free practice 1,

FIA-Visa.No.: 8ETRC- ESP 20.09.201

19 Dominique ORSINI , MERCEDES BENZ / FRA

Theoretische Bestzeit: 2:08.61

Lap	Time	S1	S2	S3	Lap	Time	S1	S2	S3
1	3:12.825		47.224	40.517	4	2:09.117	51.064	41.470	36.583
2	2:13.662	53.474	42.775	37.413	5	2:09.788	50.563	41.856	37.369
3	2:12.552	51.031	43.136	38.385	6	2:54.013	57.835	50.349	

22 Oliver JANES , FREIGHTLINER / GBR

Theoretische Bestzeit: 2:00.76

Lap	Time	S1	S2	S3	Lap	Time	S1	S2	S3
1	2:55.778		48.948	37.538	7	2:31.965	52.470	48.036	
2	2:04.054	49.841	40.041	34.172	8	6:08.812	4:47.947	45.586	35.279
3	2:03.324	48.860	39.744	34.720	9	2:01.350	48.276	39.297	33.777
4	2:18.316	50.839	44.955	42.522	10	2:00.932	47.709	39.338	33.885
5	2:20.470	50.889	52.881	36.700	11	2:04.210	47.692	42.418	34.100
6	2:02.395	48.798	39.630	33.967	12	2:07.274	48.187	43.677	35.410

23 Antonio ALBACETE , MAN / ESP

Theoretische Bestzeit: 1:58.02

Lap	Time	S1	S2	S3	Lap	Time	S1	S2	S3
1	2:25.949		45.490	36.242	7	2:29.491	58.568	51.082	39.841
2	2:05.977	50.064	41.675	34.238	8	2:29.964	1:03.749	49.805	36.410
3	2:01.734	48.346	39.831	33.557	9	2:04.646	46.877	38.519	39.250
4	2:00.244	47.635	39.381	33.228	10	2:31.274	1:04.038	50.980	36.256
5	2:30.068	58.218	55.992	35.858	11	2:05.920	46.722	38.421	40.777
6	1:58.528	47.029	38.614	32.885	12	3:06.003	1:09.368	1:01.486	55.149

24 Fabio CITIGNOLA , MERCEDES BENZ / DEU

Theoretische Bestzeit: 2:01.44

Lap	Time	S1	S2	S3	Lap	Time	S1	S2	S3
1	2:59.939		49.461	37.248	8	2:07.843	48.712	40.569	38.562
2	2:12.037	51.860	43.502	36.675	9	2:18.776	48.749	40.075	
3	2:06.282	50.080	40.821	35.381	10	2:57.807	1:43.203	40.026	34.578
4	2:07.159	51.406	40.872	34.881	11	2:02.174	48.135	39.925	34.114
5	2:06.612	49.705	42.153	34.754	12	2:02.440	48.335	40.068	34.037
6	2:05.227	48.906	41.822	34.499	13	2:01.521	47.900	39.633	33.988
7	2:02.634	48.188	40.184	34.262	14	2:01.558	47.985	39.560	34.013

30 Sascha LENZ , MAN / DEU

Theoretische Bestzeit: 1:59.33

Lap	Time	S1	S2	S3	Lap	Time	S1	S2	S3
1	3:09.825		58.433	43.489	8	4:01.379	2:46.662	39.937	34.780
2	2:24.638	1:00.930	47.657	36.051	9	2:00.070	47.230	38.855	33.985
3	2:02.239	48.660	39.108	34.471	10	2:16.388	48.491	44.163	
4	2:00.272	47.965	38.726	33.581	11	2:49.219	1:32.311	42.797	34.111
5	2:01.248	47.837	39.267	34.144	12	1:59.559	47.189	38.881	33.489
6	1:59.542	47.190	38.742	33.610	13	1:59.419	47.219	38.655	33.545
7	2:35.044	50.607	45.013						

37 Terry GIBBON , MAN / GBR


Theoretische Bestzeit: 2:01.22

Lap	Time	S1	S2	S3	Lap	Time	S1	S2	S3
1	2:41.894		45.855	39.137	7	4:26.402	3:05.631	40.374	40.397
2	2:09.147	50.762	41.267	37.118	8	2:21.391	48.013	41.856	
3	2:06.598	50.849	40.895	34.854	9	3:05.715	1:47.656	42.881	35.178
4	2:04.324	49.027	40.879	34.418	10	2:01.937	48.148	39.836	33.953
5	2:05.065	49.284	41.107	34.674	11	2:01.225	47.777	39.527	33.921
6	2:19.124	49.000	40.874		12	2:02.359	48.338	40.034	33.987

38 José Eduardo Teixeira J.E.RODRIGUES , MAN / PRT

Theoretische Bestzeit: 2:01.76

Lap	Time	S1	S2	S3	Lap	Time	S1	S2	S3
1	2:53.875		51.105	38.518	8	2:02.532	48.408	39.625	34.499
2	2:17.771	52.999	45.944	38.828	9	2:02.185	48.279	39.752	34.154
3	2:28.641	56.365	50.187	42.089	10	2:02.670	48.592	39.964	34.114
4	2:27.507	59.676	50.072	37.759	11	2:02.041	48.356	39.694	33.991
5	2:04.229	49.349	40.547	34.333	12	2:02.489	48.707	39.596	34.186
6	2:04.157	49.196	40.496	34.465	13	2:02.304	48.174	39.812	34.318



33 GRAN PREMIO DE CAMIONES

Circuito del Jarama, length 3850 m


5.-6. October 2019

FIA European Truck Racing Championship

Lap Analysis free practice 1,

FIA-Visa.No.: 8ETRC-ESP 20.09.201

Lap	Time	S1	S2	S3	Lap	Time	S1	S2	S3
7	2:02.773	48.489	39.893	34.391	14	2:06.622	48.712	42.790	35.120



33 GRAN PREMIO DE CAMIONES

Circuito del Jarama, length 3850 m

5.-6. October 2019

FIA European Truck Racing Championship

Lap Analysis free practice 1,

FIA-Visa.No.: 8ETRC- ESP 20.09.201

44 Stephanie HALM , IVECO / DEU

Theoretische Bestzeit: 1:59.39

Lap	Time	S1	S2	S3	Lap	Time	S1	S2	S3
1	15:54.759		1:00.521	45.142	5	2:00.168	47.752	38.997	33.419
2	2:09.368	53.299	40.967	35.102	6	1:59.613	47.286	38.758	33.569
3	2:00.946	47.628	38.887	34.431	7	2:00.026	47.432	39.021	33.573
4	2:00.061	47.638	38.907	33.516	8	1:59.767	47.623	38.791	33.353

55 Adam LACKO , FREIGHTLINER / CZE

Theoretische Bestzeit: 1:58.43

Lap	Time	S1	S2	S3	Lap	Time	S1	S2	S3
1	2:55.145		48.458	38.171	6	5:32.403	4:11.254	46.538	34.611
2	2:23.415	52.823	50.525	40.067	7	1:58.868	46.843	38.463	33.562
3	2:00.915	48.176	39.027	33.712	8	2:28.677	52.963	49.842	
4	1:59.701	47.729	38.420	33.552	9	4:37.811	3:18.503	45.187	34.121
5	2:26.521	50.499	51.217		10	1:58.618	46.617	38.600	33.401

64 Luis RECUENCO , MAN / ESP

Theoretische Bestzeit: 2:00.43

Lap	Time	S1	S2	S3	Lap	Time	S1	S2	S3
1	2:27.513		44.269	36.512	4	2:01.301	48.268	39.368	33.665
2	2:05.339	50.292	41.020	34.027	5	2:00.967	47.903	39.271	33.793
3	2:02.839	49.006	39.800	34.033	6	2:00.456	47.682	39.088	33.686

77 Rene REINERT , IVECO / DEU

Theoretische Bestzeit: 1:59.86

Lap	Time	S1	S2	S3	Lap	Time	S1	S2	S3
1	3:31.559		50.619	39.144	8	2:00.234	47.236	39.141	33.857
2	2:13.340	51.799	45.858	35.683	9	2:22.054	56.510	50.826	34.718
3	2:01.523	48.102	39.528	33.893	10	2:13.066	49.396	48.672	34.998
4	2:13.524	51.902	45.157	36.465	11	2:15.691	51.083	48.453	36.155
5	2:06.932	50.038	42.708	34.186	12	2:01.018	47.887	39.030	34.101
6	1:59.969	47.306	39.066	33.597	13	2:00.451	47.586	39.101	33.764
7	2:05.179	47.426	39.053	38.700	14	2:00.366	47.458	39.283	33.625