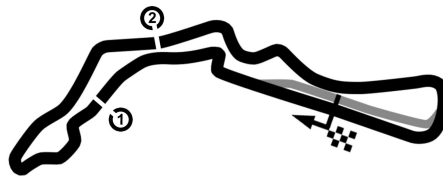


CZECH TRUCK PRIX 2020

Autodrom Most, length 4212 m

28. - 30. August 2020

Tourenwagen Revival



TOURENWAGEN
die GLP
Revival

Lap Analysis Recognise laps, 28.08.2020

-Reg.No.: ZAO00320

4 Anton Werner (DEU) (Audi Quattro)

Theoretische Bestzeit: 2:09.241

Lap	D	Time	S1	S2	S3	Lap	D	Time	S1	S2	S3
1	1	3:23.791		49.654	1:00.637	7	1	4:57.521	3:16.551	45.815	55.155
2	1	2:16.827	34.261	47.237	55.329	8	1	2:09.634	31.966	45.258	52.410
3	1	2:12.954	33.597	45.936	53.421	9	1	2:09.466	32.032	44.913	52.521
4	1	3:17.499	38.282	56.676		10	1	2:09.761	31.918	45.172	52.671
5	1	4:12.611	2:32.954	46.032	53.625	11	1	2:09.895	32.078	44.947	52.870
6	1	2:50.115	34.153	48.934							

13 Peter Röskes (DEU) Susanne Röskes (Mercedes Benz SLK 55)

Theoretische Bestzeit: 2:16.863

Lap	D	Time	S1	S2	S3	Lap	D	Time	S1	S2	S3
1	1	5:08.446		50.734	57.828	4	1	6:45.101	4:25.472	54.664	
2	1	2:18.034	34.422	48.840	54.772	5	1	11:52.555	10:06	50.577	55.696
3	1	3:40.144	37.680	1:09.558		6	1	2:18.481	33.758	48.333	56.390

33 Uwe Hahn (DEU) (Zastava)

Theoretische Bestzeit: 2:08.621

Lap	D	Time	S1	S2	S3	Lap	D	Time	S1	S2	S3
1	1	3:41.032		55.035	57.093	7	1	3:13.678	46.530	58.635	
2	1	2:16.014	34.049	46.954	55.011	8	1	3:21.810	1:42.951	46.167	52.692
3	1	2:09.780	32.376	45.689	51.715	9	1	2:10.358	34.113	44.698	51.547
4	1	3:27.741	40.770	58.993		10	1	2:12.626	34.934	44.781	52.911
5	1	3:37.446	1:58.571	46.215	52.660	11	1	2:11.274	33.070	45.391	52.813
6	1	2:14.900	33.290	45.501	56.109						

45 Thomas Müller (DEU) Daniel Kühnhold (Audi V8 DTM Rep.)

Theoretische Bestzeit: 2:25.771

Lap	D	Time	S1	S2	S3	Lap	D	Time	S1	S2	S3
1	1	3:29.792		1:03.145	1:08.757	6	1	3:36.595	38.198	1:15.149	
2	1	2:34.502	39.604	53.261	1:01.637	7	1	3:42.062	1:43.960	54.444	1:03.658
3	1	2:33.880	35.958		1:57.922	8	1	2:27.331	35.992	51.318	1:00.021
4	1	4:00.057	57.665	1:12.263		9	1	2:27.130	36.480	51.370	59.280
5	1	3:18.724	1:24.624	53.883	1:00.217	10	1	2:27.368	35.173	51.525	1:00.670

50 Dieter Hoffmann (DEU) (Lada Samara)

Theoretische Bestzeit: 2:10.780

Lap	D	Time	S1	S2	S3	Lap	D	Time	S1	S2	S3
1	1	4:08.594				6	1	3:37.710	35.108	1:05.458	
2	1	2:13.026	34.699	44.534	53.793	7	1	3:36.152	1:51.453	49.096	55.603
3	1	2:23.825	34.183	43.648	1:05.994	8	1	2:16.112	35.465	45.785	54.862
4	1	4:07.995	58.540	1:09.238		9	1	2:16.032	35.668	44.937	55.427
5	1	3:27.855	1:45.720	49.186	52.949	10	1	2:13.538	35.376	44.358	53.804

51 Guido Steinmann (DEU) (Lada 2105)

Theoretische Bestzeit: 2:13.747

Lap	D	Time	S1	S2	S3	Lap	D	Time	S1	S2	S3
1	1	3:55.050		55.420	59.685	4	1	4:01.231	58.680	1:09.548	
2	1	2:24.705	35.813	52.020	56.872	5	1	3:18.310	1:36.327	47.481	54.502
3	1	2:21.485	34.519	44.726	1:02.240	6	1	3:48.608	38.810	1:17.523	

55 Klaus Pchajek (DEU) (Lada 21011)

Theoretische Bestzeit: 2:44.313

Lap	D	Time	S1	S2	S3	Lap	D	Time	S1	S2	S3
1	1	4:27.079		1:03.330	1:09.894	3	1	3:52.613	43.003	1:12.569	
2	1	2:44.313	42.178	56.991	1:05.144	4	1	4:22.850	2:17.974	57.975	1:06.901

56 Rocco Berger (DEU) (Lada Samara)

Theoretische Bestzeit: 2:18.331

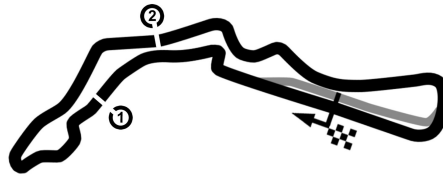
Lap	D	Time	S1	S2	S3	Lap	D	Time	S1	S2	S3
1	1	3:13.780		57.044	1:03.509	6	1	3:21.654	40.715	57.782	
2	1	2:24.114	39.005	49.271	55.838	7	1	4:15.380	2:26.732	51.426	57.222
3	1	2:21.432	36.622	50.112	54.698	8	1	2:21.982	37.565	47.991	56.426
4	1	3:28.274	45.605	59.972		9	1	2:21.969	36.719	49.306	55.944
5	1	3:48.415	2:02.585	50.204	55.626	10	1	2:20.855	37.875	47.011	55.969

CZECH TRUCK PRIX 2020

Autodrom Most, length 4212 m

28. - 30. August 2020

Tourenwagen Revival



TOURENWAGEN
die GLP
Revival

Lap Analysis Recognise laps, 28.08.2020

-Reg.No.: ZAO00320

57 Fritz Berger (DEU) (Lada 2105)

Theoretische Bestzeit: 2:31.974

Lap	D	Time	S1	S2	S3	Lap	D	Time	S1	S2	S3
1	1	3:25.306		57.756	1:04.267	6	1	3:44.703	47.699	1:04.704	
2	1	2:39.474	40.312	54.162	1:05.000	7	1	3:45.935	1:51.163	52.196	1:02.571
3	1	2:42.837	39.244	50.154	1:13.439	8	1	2:34.921	40.237	51.694	1:02.990
4	1	4:09.149	57.934	1:08.944		9	1	2:37.906	41.739	52.674	1:03.493
5	1	3:47.788	1:48.294	54.496	1:04.998	10	1	2:35.973	40.136	52.949	1:02.888

58 Florian Zosky (DEU) (Lada 2105)

Theoretische Bestzeit: 2:36.509

Lap	D	Time	S1	S2	S3	Lap	D	Time	S1	S2	S3
1	1	3:50.242				5	1	4:44.266	2:40.325	56.265	1:07.676
2	1	3:06.383	40.030	53.723		6	1	2:40.454	40.253	54.749	1:05.452
3	1	8:13.985	6:12.729	56.141	1:05.115	7	1	2:50.710	53.172	54.782	1:02.751
4	1	3:20.010	44.400	58.248		8	1	2:38.278	40.728	53.744	1:03.806

66 Martin Kowalzyk (DEU) (Opel Omega DTM)

Theoretische Bestzeit: 2:25.206

Lap	D	Time	S1	S2	S3	Lap	D	Time	S1	S2	S3
1	1	3:14.708		58.517	1:09.040	6	1	3:52.970	39.194	1:20.203	
2	1	2:34.798	40.347	54.429	1:00.022	7	1	3:27.538	1:34.133	53.165	1:00.240
3	1	2:25.939	36.094	50.803	59.042	8	1	2:34.621	37.061	53.270	1:04.290
4	1	3:39.045	51.489	1:04.044		9	1	2:33.657	37.951	52.968	1:02.738
5	1	4:05.373	2:15.736	50.070	59.567	10	1	2:29.894	37.457	52.323	1:00.114

71 Thomas Roth (DEU) (Lada 2105)

Theoretische Bestzeit: 2:23.973

Lap	D	Time	S1	S2	S3	Lap	D	Time	S1	S2	S3
1	1	3:28.931		54.229	1:02.482	6	1	3:28.136	40.123	56.681	
2	1	2:28.167	37.882	51.344	58.941	7	1	3:50.757	2:00.448	51.087	59.222
3	1	2:23.973	36.823	49.026	58.124	8	1	2:28.134	37.736	51.028	59.370
4	1	3:35.773	47.415	1:03.977		9	1	2:27.956	37.695	50.696	59.565
5	1	4:44.542	2:54.367	51.547	58.628	10	1	2:29.782	39.538	51.129	59.115

72 Swen Landwehr (DEU) (Lada 2105)

Theoretische Bestzeit: 2:34.128

Lap	D	Time	S1	S2	S3	Lap	D	Time	S1	S2	S3
1	1	4:24.537		58.402	1:03.432	3	1	24:38.046	22:40	54.374	1:03.225
2	1	2:34.128	39.831	53.079	1:01.211						

80 Werner Liebers (DEU) (Zastava)

Theoretische Bestzeit: 2:24.672

Lap	D	Time	S1	S2	S3	Lap	D	Time	S1	S2	S3
1	1	5:44.706		54.235	1:00.776	3	1	3:42.114	50.844	1:08.215	
2	1	2:24.672	37.233	50.055	57.384	4	1	3:39.906	1:51.312	50.288	58.306

84 Eckard Nienhold (DEU) (Lada 2105)

Theoretische Bestzeit: 2:34.519

Lap	D	Time	S1	S2	S3	Lap	D	Time	S1	S2	S3
1	1	3:13.479		1:00.559	1:09.759	6	1	3:38.975	39.456	1:05.941	
2	1	2:43.033	40.359	55.713	1:06.961	7	1	3:58.856	1:56.731	56.051	1:06.074
3	1	2:46.918	40.767	53.267	1:12.884	8	1	2:38.813	39.304	54.605	1:04.904
4	1	4:01.164	58.043	1:09.319		9	1	2:38.012	38.953	54.359	1:04.700
5	1	3:40.871	1:42.812	55.566	1:02.491	10	1	2:37.472	38.759	54.390	1:04.323

93 Bernhard Schmidbauer (DEU) (Steinmetz Commodore A3000 GS)

Theoretische Bestzeit: 2:20.607

Lap	D	Time	S1	S2	S3	Lap	D	Time	S1	S2	S3
1	1	3:05.386		1:00.052	1:07.633	4	1	3:17.193	39.825	54.423	
2	1	2:31.731	39.819	52.953	58.959	5	1	3:54.268	2:06.387	51.208	56.673
3	1	2:20.607	36.587	50.018	54.002	6	1	3:02.625	37.265	54.950	

777 Michael Galetz (DEU) (Mercedes Benz 190E 2.5-16)

Theoretische Bestzeit: 2:27.494

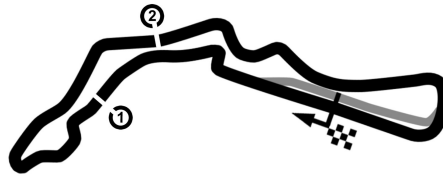
Lap	D	Time	S1	S2	S3	Lap	D	Time	S1	S2	S3
1	1	3:30.982		56.920	1:08.635	4	1	3:58.838	57.635	1:12.448	
2	1	2:27.494	36.792	51.973	58.729	5	1	3:13.410	1:21.055	52.305	1:00.050
3	1	2:37.986	39.592	52.859	1:05.535	6	1	3:54.138	41.884	1:25.019	

CZECH TRUCK PRIX 2020

Autodrom Most, length 4212 m

28. - 30. August 2020

Tourenwagen Revival



TOURENWAGEN
die GLP *Revival*

Lap Analysis Recognise laps, 28.08.2020

-Reg.No.: ZAO00320

Lap	D	Time	S1	S2	S3	Lap	D	Time	S1	S2	S3
-----	---	------	----	----	----	-----	---	------	----	----	----