


34 GRAN PREMIO DE CAMIONES

Circuito del Jarama, length 3850 m

02. & 03. October 2021

Spain Truck Racing Championship



Lap Analysis Race 2, 02.10.2021

-Reg.No.: 21088

4 Eduardo RODRIGUES (PRT) (MAN TGA 1000) Theoretische Bestzeit: 2:03.433

Lap	D	Time	S1	S2	S3	Lap	D	Time	S1	S2	S3
1	1	2:08.876	53.252	40.896	34.728	6	1	2:04.568	49.544	40.459	34.565
2	1	2:03.766	48.535	40.526	34.705	7	1	2:07.156	49.403	42.680	35.073
3	1	2:05.388	49.757	41.087	34.544	8	1	2:04.492	49.209	40.423	34.860
4	1	2:05.364	49.659	40.496	35.209	9	1	2:06.314	49.617	41.802	34.895
5	1	2:04.817	49.506	40.354	34.957	10	1	2:08.245	50.218	41.870	36.157

8 José PANOS MARTINEZ (ESP) David SÁNCHEZ PANOS (MERCEDES SK Theoretische Bestzeit: 2:18.275

Lap	D	Time	S1	S2	S3	Lap	D	Time	S1	S2	S3
1	1	2:34.083	1:06.158	48.340	39.585	6	1	2:18.275	53.513	46.240	38.522
2	1	2:21.631	54.412	48.066	39.153	7	1	2:18.870	53.810	46.303	38.757
3	1	2:20.365	54.362	46.604	39.399	8	1	2:23.424	54.621	49.065	39.738
4	1	2:21.973	55.615	46.514	39.844	9	1	2:20.663	54.672	46.576	39.415
5	1	2:19.987	53.636	46.907	39.444						

9 Aaron BASTIAN ALONSO (ESP) (SISU SL250 900) Theoretische Bestzeit: 2:22.562

Lap	D	Time	S1	S2	S3	Lap	D	Time	S1	S2	S3
1	1	2:38.997	1:06.227	53.582	39.188	6	1	2:25.854	55.135	50.795	39.924
2	1	2:26.066	55.202	50.903	39.961	7	1	2:23.491	55.425	48.860	39.206
3	1	2:23.550	55.349	48.502	39.699	8	1	2:24.569	56.856	48.583	39.130
4	1	2:24.208	55.246	48.636	40.326	9	1	2:29.254	56.460	52.680	40.114
5	1	2:30.294	54.930	48.657	46.707						

14 Jorge CEBALLOS MORENO (ESP) (VOLVO NH) Theoretische Bestzeit: 2:17.091

Lap	D	Time	S1	S2	S3	Lap	D	Time	S1	S2	S3
1	1	2:39.212	1:11.826	48.525	38.861	6	1	2:18.841	53.987	46.151	38.703
2	1	2:18.742	53.029	47.391	38.322	7	1	2:18.466	53.936	45.948	38.582
3	1	2:19.816	55.692	46.010	38.114	8	1	2:23.386	54.738	50.001	38.647
4	1	2:21.453	54.611	46.290	40.552	9	1	2:20.291	54.801	46.245	39.245
5	1	2:19.239	53.730	46.113	39.396						

16 Aaron BASTIAN GONZÁLEZ (ESP) (SISU SL250 900) Theoretische Bestzeit: 2:16.549

Lap	D	Time	S1	S2	S3	Lap	D	Time	S1	S2	S3
1	1	2:35.338	1:09.101	47.908	38.329	6	1	2:18.482	53.896	45.859	38.727
2	1	2:21.609	54.027	47.627	39.201	7	1	2:17.394	53.078	46.046	38.270
3	1	2:20.176	54.901	46.235	39.040	8	1	2:18.003	53.032	46.434	38.537
4	1	2:17.944	54.234	45.940	37.770	9	1	2:23.215	58.350	46.852	38.013
5	1	2:19.049	52.920	46.453	39.676						

19 Pedro ALDOMAR CALLE (ESP) (VOLVO FL) Theoretische Bestzeit: 2:13.719

Lap	D	Time	S1	S2	S3	Lap	D	Time	S1	S2	S3
1	1	2:36.159	1:09.240	48.390	38.529	6	1	2:15.018	52.638	44.665	37.715
2	1	2:21.180	54.027	48.618	38.535	7	1	2:14.201	51.820	44.281	38.100
3	1	2:19.750	55.154	45.876	38.720	8	1	2:15.504	51.793	44.742	38.969
4	1	2:15.089	52.947	44.386	37.756	9	1	2:24.494	54.160	51.193	39.141
5	1	2:14.861	52.429	44.787	37.645	10	1	3:13.750	1:10.341	1:02.396	

23 Pedro MÉNDEZ PAGAN (ESP) (DAF CF1100) Theoretische Bestzeit: 2:12.092

Lap	D	Time	S1	S2	S3	Lap	D	Time	S1	S2	S3
1	1	2:27.094	1:02.607	45.506	38.981	6	1	2:14.335	51.961	44.537	37.837
2	1	2:16.154	52.610	45.569	37.975	7	1	2:13.388	51.543	44.291	37.554
3	1	2:17.959	51.784	45.789	40.386	8	1	2:15.572	53.366	44.883	37.323
4	1	2:13.782	51.734	44.093	37.955	9	1	2:14.522	51.218	44.887	38.417
5	1	2:14.375	50.851	43.918	39.606	10	1	2:15.151	52.122	45.343	37.686

25 Pedro MARCO SANCHEZ (ESP) (MAN TGA 410) Theoretische Bestzeit: 2:06.633


Lap	D	Time	S1	S2	S3	Lap	D	Time	S1	S2	S3
1	1	2:20.620	1:03.333	42.136	35.151	6	1	2:10.229	50.950	43.141	36.138
2	1	2:06.913	50.225	41.257	35.431	7	1	2:09.916	50.623	43.275	36.018
3	1	2:08.802	51.252	41.793	35.757	8	1	2:09.960	50.959	43.114	35.887

34 GRAN PREMIO DE CAMIONES

Circuito del Jarama, length 3850 m

02. & 03. October 2021

Spain Truck Racing Championship



Lap Analysis Race 2, 02.10.2021

-Reg.No.: 21088


Lap	D	Time	S1	S2	S3	Lap	D	Time	S1	S2	S3
4	1	2:09.504	51.027	42.515	35.962	9	1	2:12.432	50.853	45.393	36.186
5	1	2:08.964	50.772	42.645	35.547	10	1	2:11.109	50.964	43.480	36.665

34 GRAN PREMIO DE CAMIONES

Circuito del Jarama, length 3850 m

02. & 03. October 2021

Spain Truck Racing Championship



Lap Analysis Race 2, 02.10.2021

-Reg.No.: 21088

26 Pedro Ignacio GARCIA MARCO (ESP) (IVECO Powerstart 1.3)						Theoretische Bestzeit: 2:06.756					
Lap	D	Time	S1	S2	S3	Lap	D	Time	S1	S2	S3
1	1	2:36.496	1:09.661	48.792	38.043	6	1	2:07.855	49.600	42.746	35.509
2	1	2:14.665	54.243	44.941	35.481	7	1	2:08.255	50.090	42.761	35.404
3	1	2:08.539	49.493	42.579	36.467	8	1	2:10.035	50.471	43.289	36.275
4	1	2:07.336	49.496	42.349	35.491	9	1	2:09.673	50.106	43.442	36.125
5	1	2:06.801	49.538	42.163	35.100	10	1	2:10.290	50.411	43.930	35.949

32 Miquel PRAT MARTINEZ (ESP) (MERCEDES ACTROS)						Theoretische Bestzeit:					
Lap	D	Time	S1	S2	S3	Lap	D	Time	S1	S2	S3
1	1	2:57.258	1:06.912	53.685							

33 Orlando SANTOS RODRIGUEZ (ESP) (MERCEDES SK)						Theoretische Bestzeit: 2:44.483					
Lap	D	Time	S1	S2	S3	Lap	D	Time	S1	S2	S3
1	1	2:59.574	1:14.278	59.396	45.900	4	1	2:54.874	1:04.963	57.178	52.733
2	1	3:07.744	1:02.671	1:02.074		5	1	3:28.889	1:17.958	1:14.790	56.141
3	1	9:37.733	7:43.273	1:09.826	44.634						

38 José Eduardo RODRIGUES (PRT) (MAN TGA)						Theoretische Bestzeit: 2:02.269					
Lap	D	Time	S1	S2	S3	Lap	D	Time	S1	S2	S3
1	1	2:24.569	1:06.518	42.536	35.515	6	1	2:03.613	49.371	39.939	34.303
2	1	2:08.900	51.072	43.674	34.154	7	1	2:03.324	48.819	39.994	34.511
3	1	2:03.297	48.799	40.098	34.400	8	1	2:02.761	48.503	39.924	34.334
4	1	2:02.767	48.625	40.033	34.109	9	1	2:03.834	48.539	40.276	35.019
5	1	2:02.494	48.236	40.086	34.172	10	1	2:04.006	49.195	40.050	34.761

66 José Alberto VILA SAINZ (ESP) (MAN F2000 1200)						Theoretische Bestzeit: 2:04.284					
Lap	D	Time	S1	S2	S3	Lap	D	Time	S1	S2	S3
1	1	2:09.805	54.585	40.625	34.595	6	1	2:05.135	49.674	40.620	34.841
2	1	2:04.916	49.508	40.625	34.783	7	1	2:05.684	49.535	41.298	34.851
3	1	2:05.371	49.801	40.572	34.998	8	1	2:04.715	49.490	40.565	34.660
4	1	2:04.963	49.700	40.475	34.788	9	1	2:07.317	49.451	42.280	35.586
5	1	2:04.642	49.381	40.308	34.953	10	1	2:06.698	50.598	40.839	35.261

69 Francisco NAVARRO CARRIQUE (ESP) (RENAULT G920-17T)						Theoretische Bestzeit: 2:32.308					
Lap	D	Time	S1	S2	S3	Lap	D	Time	S1	S2	S3
1	1	2:50.625	1:12.484	54.183	43.958	5	1	2:40.697	59.021	53.276	48.400
2	1	2:35.584	58.469	53.327	43.788	6	1	2:39.535	1:01.235	54.288	44.012
3	1	2:33.403	58.508	51.939	42.956	7	1	2:37.725	1:00.552	53.542	43.631
4	1	2:34.241	57.583	51.769	44.889	8	1	2:39.486	1:00.840	54.834	43.812

71 Mika MÄKINEN (FIN) (SISU Evo)						Theoretische Bestzeit: 2:04.533					
Lap	D	Time	S1	S2	S3	Lap	D	Time	S1	S2	S3
1	1	2:27.445	1:07.256	45.246	34.943	6	1	2:06.714	49.448	41.976	35.290
2	1	2:08.422	50.070	42.980	35.372	7	1	2:05.588	49.507	40.898	35.183
3	1	2:10.393	51.125	43.444	35.824	8	1	2:05.598	49.849	41.027	34.722
4	1	2:05.299	49.407	40.894	34.998	9	1	2:06.206	50.199	41.330	34.677
5	1	2:05.224	49.064	40.792	35.368	10	1	2:06.926	49.761	42.068	35.097

96 Sami OJANEN (FIN) (MERCEDES-BENZ Axor)						Theoretische Bestzeit: 2:09.039					
Lap	D	Time	S1	S2	S3	Lap	D	Time	S1	S2	S3
1	1	2:24.037	1:04.066	43.575	36.396	6	1	2:10.883	50.902	43.984	35.997
2	1	2:12.217	51.280	44.743	36.194	7	1	2:10.381	50.207	43.990	36.184
3	1	2:10.301	50.367	43.399	36.535	8	1	2:10.011	50.739	42.944	36.328
4	1	2:10.325	50.914	43.523	35.888	9	1	2:09.922	50.264	43.532	36.126
5	1	2:11.176	50.880	43.565	36.731	10	1	2:10.367	50.644	43.393	36.330