



34 GRAN PREMIO DE CAMIONES

Circuito del Jarama, length 3850 m

02. & 03. October 2021

FIA European Truck Racing Championship

Lap Analysis free practice 2, 02.10.2021

FIA-Visa.No.: 6ETRC-ESP 26.09.2021

1 Jochen HAHN , IVECO / DEU

Theoretical Best: 1:58.852

Lap	Time	S1	S2	S3	Lap	Time	S1	S2	S3
1	3:19.680		1:00.260	37.832	8	2:00.563	47.808	39.116	33.639
2	1:58.893	47.242	38.470	33.181	9	2:00.447	47.757	39.039	33.651
3	2:25.401	56.363	50.741	38.297	10	2:00.780	48.077	39.028	33.675
4	2:11.983	47.402	38.568		11	2:01.513	48.041	39.188	34.284
5	3:13.175	1:52.192	45.011	35.972	12	2:00.649	48.031	38.809	33.809
6	1:59.295	47.201	38.550	33.544	13	2:00.745	47.866	38.950	33.929
7	1:59.940	47.666	38.673	33.601	14	2:02.423	48.771	39.621	34.031

11 André KURSIM , IVECO / DEU

Theoretical Best: 2:00.613

Lap	Time	S1	S2	S3	Lap	Time	S1	S2	S3
1	3:09.256		58.976	40.740	8	2:01.315	48.108	39.359	33.848
2	2:00.898	47.510	39.410	33.978	9	2:23.147	56.717	51.664	34.766
3	2:32.884	52.961	51.178		10	2:01.931	48.169	39.554	34.208
4	3:28.198	2:10.202	43.634	34.362	11	2:24.813	53.940	45.005	
5	2:05.319	47.949	39.690	37.680	12	2:40.635	1:23.780	42.879	33.976
6	2:01.340	48.237	39.335	33.768	13	2:03.505	48.167	39.415	35.923
7	2:01.396	47.932	39.407	34.057					

14 José RODRIGUES , MAN / ESP

Theoretical Best: 1:59.751

Lap	Time	S1	S2	S3	Lap	Time	S1	S2	S3
1	9:41.766		44.464	36.219	6	3:19.159	1:01.654	1:10.350	
2	2:00.549	47.543	39.410	33.596	7	5:45.975	4:13.152	55.685	37.138
3	1:59.881	47.389	38.836	33.656	8	2:00.088	47.726	38.820	33.542
4	2:16.502	52.610	47.894	35.998	9	2:24.230	55.871	50.083	38.276
5	2:00.596	47.819	39.115	33.662					

17 Shane BRERETON , MAN / GBR

Theoretical Best: 2:01.958

Lap	Time	S1	S2	S3	Lap	Time	S1	S2	S3
1	5:16.770		46.824	34.922	8	2:02.796	48.716	39.837	34.243
2	2:03.779	49.270	39.811	34.698	9	2:02.392	48.446	39.605	34.341
3	2:15.138	48.326	40.145		10	2:02.425	48.343	39.843	34.239
4	3:34.279	2:13.817	44.507	35.955	11	2:04.362	48.415	41.691	34.256
5	2:02.224	48.114	39.801	34.309	12	2:02.883	48.878	39.738	34.267
6	2:02.704	48.522	39.615	34.567	13	2:31.449	48.927	44.071	
7	2:02.849	48.502	39.894	34.453					

20 Teo CALVET , FREIGHTLINER / FRA

Theoretical Best: 1:59.601

Lap	Time	S1	S2	S3	Lap	Time	S1	S2	S3
1	3:02.058		55.371	36.468	7	5:17.666	3:42.658	57.132	37.876
2	2:27.826	51.865	59.231	36.730	8	2:28.461	48.114	1:00.630	39.717
3	2:00.234	47.556	39.077	33.601	9	2:07.503	47.268	39.340	40.895
4	2:38.835	59.532	1:01.275	38.028	10	2:48.686	1:10.753	59.118	38.815
5	1:59.644	47.311	38.769	33.564	11	2:00.185	47.383	38.865	33.937
6	2:50.686	1:00.373	57.034		12	2:56.351	59.979	1:03.279	

23 Antonio ALBACETE , MAN / ESP


Theoretical Best: 1:59.414

Lap	Time	S1	S2	S3	Lap	Time	S1	S2	S3
1	2:36.650		50.437	36.616	8	3:43.026	2:15.700	49.026	38.300
2	2:20.564	57.391	47.814	35.359	9	2:10.473	47.225	44.055	39.193
3	2:08.364	47.423	39.701	41.240	10	2:22.489	58.180	47.840	36.469
4	1:59.745	47.404	38.925	33.416	11	2:00.984	47.358	39.257	34.369
5	2:29.157	1:00.919	52.590	35.648	12	2:23.258	57.626	50.315	35.317
6	1:59.444	47.255	38.831	33.358	13	2:24.567	47.425	39.117	58.025
7	2:31.804	56.618	50.929						

24 Steffen FAAS , SCANIA / DEU

Theoretical Best: 2:00.612

Lap	Time	S1	S2	S3	Lap	Time	S1	S2	S3
1	2:42.866		48.960		8	2:10.914	48.113	40.137	
2	2:02.688	48.454	39.944		9	3:40.658	2:26.740	39.860	34.058



34 GRAN PREMIO DE CAMIONES

Circuito del Jarama, length 3850 m


02. & 03. October 2021

FIA European Truck Racing Championship

Lap Analysis free practice 2, 02.10.2021

FIA-Visa.No.: 6ETRC-ESP 26.09.2021

Lap	Time	S1	S2	S3	Lap	Time	S1	S2	S3
3	2:00.993	48.043	39.143		10	2:15.471	47.880	46.021	
4	2:00.734	47.741	39.252		11	3:26.160	2:12.848	39.096	34.216
5	2:01.138	48.006	39.108		12	2:02.239	48.267	39.789	34.183
6	2:11.908	48.492	40.375		13	2:32.021	53.184	46.605	
7	3:33.169	2:20.190	39.204	33.775					



34 GRAN PREMIO DE CAMIONES

Circuito del Jarama, length 3850 m

02. & 03. October 2021

FIA European Truck Racing Championship

Lap Analysis free practice 2, 02.10.2021

FIA-Visa.No.: 6ETRC-ESP 26.09.2021

25 Heinrich Clemens HECKER , MAN / DEU

Theoretical Best: 2:03.186

Lap	Time	S1	S2	S3	Lap	Time	S1	S2	S3
1	2:42.001		50.257	38.497	8	3:42.702	2:25.974	41.032	35.696
2	2:03.291	48.742	39.990	34.559	9	2:04.153	48.720	40.266	35.167
3	2:05.651	49.581	40.740	35.330	10	2:05.011	49.093	40.585	35.333
4	2:04.598	49.155	40.429	35.014	11	2:04.920	49.311	40.214	35.395
5	2:05.356	49.161	40.715	35.480	12	2:04.537	49.372	39.907	35.258
6	2:18.710	49.623	44.640		13	2:04.904	49.734	40.127	35.043
7	2:32.650	1:07.084	40.613		14	2:05.041	49.180	40.554	35.307

29 Aliyah KOLOC , FREIGHTLINER / CZE

Theoretical Best: 2:01.452

Lap	Time	S1	S2	S3	Lap	Time	S1	S2	S3
1	3:11.313		1:04.859	41.555	7	2:08.842	48.622	41.628	38.592
2	2:02.842	48.314	40.239	34.289	8	2:02.728	48.320	40.228	34.180
3	2:34.146	59.812	56.927	37.407	9	2:24.700	50.398	57.888	36.414
4	2:02.066	48.222	39.803	34.041	10	2:01.705	48.043	39.541	34.121
5	2:22.809	54.962	53.139	34.708	11	2:28.188	56.141	56.893	35.154
6	2:01.786	48.221	39.368	34.197	12	2:48.616	48.084	57.322	

30 Sascha LENZ , MAN / DEU

Theoretical Best: 1:58.393

Lap	Time	S1	S2	S3	Lap	Time	S1	S2	S3
1	4:18.188		42.695	36.182	6	2:26.115	53.971	53.782	38.362
2	1:58.601	46.756	38.583	33.262	7	2:11.800	50.775	46.598	34.427
3	2:29.058	47.091	45.902		8	2:02.433	47.534	40.592	34.307
4	3:19.570	2:00.667	44.072	34.831	9	2:00.042	47.420	38.733	33.889
5	1:58.499	46.862	38.424	33.213	10	2:46.703	56.981	47.093	

33 Jamie ANDERSON , MAN / GBR

Theoretical Best: 2:00.726

Lap	Time	S1	S2	S3	Lap	Time	S1	S2	S3
1	3:20.282		39.402	34.413	8	3:15.177	2:02.102	39.041	34.034
2	2:01.955	48.310	39.756	33.889	9	2:07.369	51.364	41.781	34.224
3	2:01.308	48.321	39.231	33.756	10	2:00.932	48.073	39.027	33.832
4	2:01.755	48.182	39.119	34.454	11	2:01.392	48.102	39.006	34.284
5	2:00.858	48.161	39.050	33.647	12	2:01.647	48.139	39.106	34.402
6	2:02.561	49.635	39.130	33.796	13	2:03.172	48.676	39.890	34.606
7	2:14.079	48.269	39.730		14	2:04.799	50.265	39.843	34.691

41 Norbert KISS , MAN / HUN

Theoretical Best: 1:58.442

Lap	Time	S1	S2	S3	Lap	Time	S1	S2	S3
1	3:23.621		1:01.108	47.257	8	1:59.123	47.012	38.582	33.529
2	2:05.519	47.109	40.976	37.434	9	1:59.451	47.060	38.785	33.606
3	2:00.465	47.374	39.074	34.017	10	2:11.161	47.261	39.271	
4	1:58.632	47.142	38.394	33.096	11	5:04.192	3:33.913	50.682	39.597
5	1:58.761	47.110	38.510	33.141	12	1:58.653	47.002	38.415	33.236
6	2:00.620	48.226	38.811	33.583	13	2:23.975	47.083	39.990	56.902
7	1:58.887	46.952	38.689	33.246					

44 Stephanie HALM , IVECO / DEU


Theoretical Best: 2:00.536

Lap	Time	S1	S2	S3	Lap	Time	S1	S2	S3
1	3:06.400		1:02.708	40.668	7	2:01.120	47.888	39.207	34.025
2	2:24.151	49.723	56.448	37.980	8	2:23.599	50.877	45.279	
3	2:01.231	47.890	39.400	33.941	9	5:52.964	4:17.452	51.834	43.678
4	2:00.628	47.963	39.083	33.582	10	2:01.180	47.945	39.275	33.960
5	2:17.038	49.705	51.746	35.587	11	2:01.223	47.953	39.246	34.024
6	2:00.885	47.871	39.150	33.864	12	2:01.340	48.045	39.084	34.211

55 Adam LACKO , FREIGHTLINER / CZE

Theoretical Best: 1:59.160

Lap	Time	S1	S2	S3	Lap	Time	S1	S2	S3
1	3:00.844		52.160	35.926	7	1:59.500	47.146	38.928	33.426
2	1:59.623	47.220	38.817	33.586	8	2:21.209	54.012	49.805	37.392
3	2:18.796	57.724	46.322	34.750	9	1:59.849	47.141	38.860	33.848



34 GRAN PREMIO DE CAMIONES

Circuito del Jarama, length 3850 m


02. & 03. October 2021

FIA European Truck Racing Championship

Lap Analysis free practice 2, 02.10.2021

FIA-Visa.No.: 6ETRC-ESP 26.09.2021

Lap	Time	S1	S2	S3	Lap	Time	S1	S2	S3
4	1:59.160	47.016	38.722	33.422	10	2:29.967	53.919	49.028	
5	2:35.942	59.801	49.344		11	3:15.785	1:58.707	41.603	35.475
6	4:17.758	2:53.808	48.762	35.188	12	2:00.102	47.403	38.960	33.739



34 GRAN PREMIO DE CAMIONES

Circuito del Jarama, length 3850 m

02. & 03. October 2021

FIA European Truck Racing Championship

Lap Analysis free practice 2, 02.10.2021

FIA-Visa.No.: 6ETRC-ESP 26.09.2021

66 Anthony JANIEC , MAN / FRA

Theoretical Best: 2:00.517

Lap	Time	S1	S2	S3	Lap	Time	S1	S2	S3
1	2:39.347		50.541	37.942	7	3:55.883	2:28.448	50.610	36.825
2	2:00.517	47.628	38.850	34.039	8	2:07.822	48.017	43.763	36.042
3	2:36.559	59.707	45.506		9	2:02.605	48.228	39.621	34.756
4	4:01.544	2:24.337	55.708	41.499	10	2:35.502	55.905	56.990	42.607
5	2:13.386	48.680	44.764	39.942	11	2:59.853	1:08.798	55.169	
6	2:16.031	47.978	39.532						

77 René REINERT , IVECO / DEU

Theoretical Best: 1:59.989

Lap	Time	S1	S2	S3	Lap	Time	S1	S2	S3
1	2:41.067		50.309	38.688	8	2:09.464	51.610	43.511	34.343
2	1:59.989	47.576	39.017	33.396	9	2:01.117	47.798	39.248	34.071
3	2:16.351	55.589	44.281	36.481	10	2:09.209	51.243	43.122	34.844
4	2:06.553	47.892	43.854	34.807	11	2:01.547	48.017	39.407	34.123
5	2:22.755	47.624	39.118		12	2:01.082	47.841	39.267	33.974
6	3:17.091	1:58.320	43.534	35.237	13	2:01.819	48.004	39.808	34.007
7	2:00.606	47.700	39.054	33.852	14	2:01.432	47.841	39.706	33.885

86 Luke GARRETT , MAN / GBR

Theoretical Best: 2:02.781

Lap	Time	S1	S2	S3	Lap	Time	S1	S2	S3
1	4:00.133		40.479	34.419	8	2:03.645	48.992	40.241	34.412
2	2:04.231	48.525	41.221	34.485	9	2:10.726	49.061	45.502	36.163
3	2:03.508	48.717	40.302	34.489	10	2:11.238	49.553	43.410	38.275
4	2:03.466	48.706	40.352	34.408	11	2:04.031	48.992	40.574	34.465
5	2:03.088	48.618	40.192	34.278	12	2:03.870	48.844	40.525	34.501
6	2:03.281	49.025	40.022	34.234	13	2:03.797	49.057	40.272	34.468
7	2:03.732	48.936	40.402	34.394	14	2:03.959	48.946	40.398	34.615