

H. ESSERS Belgian Truck Grand Prix

Circuit Zolder, length 4000 m

10. - 12. September 2021

FIA European Truck Racing Championship

Lap Analysis Race 3, 12.09.2021

FIA-Visa.No.: 4ETRC-BEL 07.09.2021

1 Jochen HAHN , IVECO / DEU

Theoretical Best: 1:58.320

Lap	Time	S1	S2	S3	Lap	Time	S1	S2	S3
1	2:01.891	40.906	43.836	37.149	7	1:59.145	37.790	44.098	37.257
2	1:58.918	37.617	44.056	37.245	8	1:58.813	37.611	43.910	37.292
3	1:58.480	37.506	43.964	37.010	9	1:59.113	37.790	44.084	37.239
4	1:58.772	37.474	44.120	37.178	10	1:59.351	37.774	44.251	37.326
5	1:59.028	37.603	44.081	37.344	11	1:59.448	37.775	44.417	37.256
6	1:58.825	37.516	44.079	37.230	12	2:01.250	37.786	44.804	38.660

11 André KURSIM , IVECO / DEU

Theoretical Best: 1:59.075

Lap	Time	S1	S2	S3	Lap	Time	S1	S2	S3
1	2:04.781	42.857	44.328	37.596	7	1:59.758	37.998	44.245	37.515
2	1:59.444	37.742	44.318	37.384	8	1:59.859	38.004	44.118	37.737
3	1:59.658	37.706	44.329	37.623	9	1:59.815	37.970	43.985	37.860
4	2:00.076	37.800	44.306	37.970	10	2:01.091	38.143	44.154	38.794
5	1:59.651	37.798	44.259	37.594	11	2:00.820	37.979	44.878	37.963
6	2:00.090	38.010	44.477	37.603	12	2:00.403	38.115	44.480	37.808

17 Shane BRERETON , MAN / GBR

Theoretical Best: 1:59.509

Lap	Time	S1	S2	S3	Lap	Time	S1	S2	S3
1	2:08.565	43.444	47.242	37.879	7	2:00.213			37.702
2	2:00.147	38.142	44.441	37.564	8	2:00.585	38.074	44.832	37.679
3	2:00.451	37.952	44.103	38.396	9	2:01.248	38.277	44.976	37.995
4	2:00.582	37.906		1:22.676	10	2:00.534	38.208	44.826	37.500
5	2:00.734	37.932	44.729	38.073	11	2:01.352	38.375	44.973	38.004
6	2:00.786	38.354		1:22.432	12	2:00.800	38.166	44.782	37.852

20 Teo CALVET , FREIGHTLINER / FRA

Theoretical Best: 1:59.602

Lap	Time	S1	S2	S3	Lap	Time	S1	S2	S3
1	2:08.004	43.625	46.802	37.577	7	2:00.358	38.187	44.162	38.009
2	1:59.982	38.224	44.058	37.700	8	2:00.559	38.188	44.474	37.897
3	1:59.990	38.012	44.078	37.900	9	2:01.274	38.319	44.969	37.986
4	2:00.713	38.232	44.949	37.532	10	2:00.528	38.280	44.442	37.806
5	2:00.974	38.307	44.884	37.783	11	2:01.134	38.275	44.699	38.160
6	2:01.012	38.892	44.363	37.757	12	2:01.018	38.321	44.651	38.046

23 Antonio ALBACETE , MAN / ESP

Theoretical Best: 1:58.749

Lap	Time	S1	S2	S3	Lap	Time	S1	S2	S3
1	2:03.923	42.619	44.033	37.271	7	1:59.243	37.741	44.009	37.493
2	1:59.218	38.056	43.862	37.300	8	1:59.135	37.864	43.921	37.350
3	1:59.045	37.675	44.063	37.307	9	1:59.251	37.822	44.061	37.368
4	1:58.945	37.797	43.803	37.345	10	1:59.725	37.819	44.313	37.593
5	1:59.882	37.947	44.363	37.572	11	1:59.598	37.718	44.292	37.588
6	2:00.102	37.751	44.082	38.269	12	1:59.935	37.775	44.295	37.865

24 Steffen FAAS , SCANIA / DEU

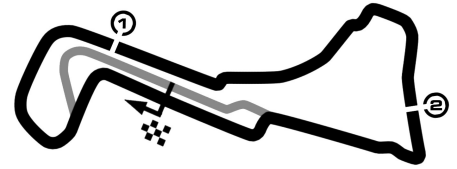
Theoretical Best: 1:59.223

Lap	Time	S1	S2	S3	Lap	Time	S1	S2	S3
1	2:09.940	44.437	46.878	38.625	7	2:00.079	38.076	44.510	37.493
2	2:01.720	37.894	45.306	38.520	8	2:00.633	38.203	44.824	37.606
3	1:59.223	37.681	44.208	37.334	9	2:01.275	38.254	44.802	38.219
4	2:00.376	37.967	44.749	37.660	10	2:00.635	38.129	44.610	37.896
5	2:00.473	37.857	44.823	37.793	11	2:01.317	38.075	44.976	38.266
6	2:00.369	37.926	44.674	37.769	12	2:00.993	38.169	44.904	37.920

25 Heinrich Clemens HECKER , MAN / DEU

Theoretical Best: 2:00.829

Lap	Time	S1	S2	S3	Lap	Time	S1	S2	S3
1	2:13.530	45.834	47.538	40.158	5	2:00.908	38.091	44.802	38.015
2	2:07.128	38.592	45.147	43.389	6	2:02.223	38.212	45.427	38.584
3	2:01.161	38.013	44.801	38.347	7	2:01.547	38.627	44.822	38.098
4	2:01.208	38.147	44.843	38.218	8	2:18.467	38.590	46.061	



H. ESSERS Belgian Truck Grand Prix

Circuit Zolder, length 4000 m

10. - 12. September 2021

FIA European Truck Racing Championship

Lap Analysis Race 3, 12.09.2021

FIA-Visa.No.: 4ETRC-BEL 07.09.2021

29 Aliyah KOLOC , FREIGHTLINER / CZE

Theoretical Best: 2:00.780

Lap	Time	S1	S2	S3	Lap	Time	S1	S2	S3
1	2:13.668	45.453	48.670	39.545	7	2:01.390	38.341	45.146	37.903
2	2:04.268	38.776	47.243	38.249	8	2:01.563	38.346	45.234	37.983
3	2:01.059	38.358	44.555	38.146	9	2:02.358	38.780	45.256	38.322
4	2:02.686	38.845	45.232	38.609	10	2:02.041	38.585	45.279	38.177
5	2:01.514	38.620	44.684	38.210	11	2:02.047	38.472	45.300	38.275
6	2:01.244	38.322	44.991	37.931	12	2:02.602	38.602	45.627	38.373

30 Sascha LENZ , MAN / DEU

Theoretical Best: 1:59.191

Lap	Time	S1	S2	S3	Lap	Time	S1	S2	S3
1	2:10.996	43.371	48.358	39.267	7	2:00.425	38.236	44.605	37.584
2	2:01.574	37.881	45.496	38.197	8	1:59.724	37.771	44.362	37.591
3	2:00.411	37.946	44.618	37.847	9	2:01.207	37.955	44.828	38.424
4	2:00.920	37.666	45.716	37.538	10	2:00.619	38.001	44.674	37.944
5	1:59.399	37.769	44.338	37.292	11	2:01.512	38.000	44.901	38.611
6	1:59.903	38.266	44.233	37.404	12	2:00.745	37.985	44.836	37.924

33 Jamie ANDERSON , MAN / GBR

Theoretical Best: 1:59.839

Lap	Time	S1	S2	S3	Lap	Time	S1	S2	S3
1	2:12.060	45.206	47.208	39.646	7	2:03.143	38.949	45.283	38.911
2	2:01.239	37.891	45.157	38.191	8	2:50.931	38.278	1:19.057	53.596
3	2:00.635	38.089	44.854	37.692	9	2:00.121	37.974	44.379	37.768
4	2:01.267	37.811	45.322	38.134	10	2:01.312	37.850	45.381	38.081
5	2:00.438	38.064	44.673	37.701	11	2:00.037	37.870	44.336	37.831
6	2:05.122	38.014	44.684	42.424	12	2:00.492	37.995	44.389	38.108

41 Norbert KISS , MAN / HUN

Theoretical Best: 1:57.910

Lap	Time	S1	S2	S3	Lap	Time	S1	S2	S3
1	2:10.204	45.676	46.230	38.298	7	1:58.291	37.609	43.653	37.029
2	1:59.191	37.825	44.132	37.234	8	1:58.343	37.596	43.616	37.131
3	1:59.245	37.540	44.175	37.530	9	1:58.890	38.013	43.669	37.208
4	2:00.230	37.711	45.336	37.183	10	1:59.648	37.735	43.700	38.213
5	2:00.935	38.250	45.024	37.661	11	1:58.073	37.647	43.374	37.052
6	1:58.971	38.601	43.348	37.022	12	1:58.790	37.819	43.700	37.271

44 Stephanie HALM , IVECO / DEU

Theoretical Best: 1:59.472

Lap	Time	S1	S2	S3	Lap	Time	S1	S2	S3
1	2:05.666	43.134	44.952	37.580	7	1:59.961	38.011	44.324	37.626
2	1:59.843	37.696	44.563	37.584	8	2:00.310	37.955	44.587	37.768
3	1:59.741	37.730	44.423	37.588	9	2:00.932	38.627	44.326	37.979
4	1:59.868	37.952	44.407	37.509	10	2:00.227	38.206	44.267	37.754
5	1:59.813	37.934	44.352	37.527	11	2:00.169	37.985	44.544	37.640
6	1:59.973	37.992	44.435	37.546	12	2:00.171	38.149	44.379	37.643

55 Adam LACKO , FREIGHTLINER / CZE

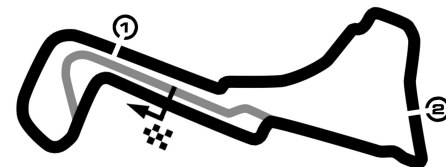
Theoretical Best: 1:58.802

Lap	Time	S1	S2	S3	Lap	Time	S1	S2	S3
1	2:02.816	41.846	43.767	37.203	7	1:59.966	38.098	44.448	37.420
2	1:59.249	37.932	44.015	37.302	8	1:59.183	38.008	43.920	37.255
3	1:59.115	37.832	43.857	37.426	9	1:59.162	37.985	43.832	37.345
4	1:59.284	37.878	44.039	37.367	10	1:59.414	38.023	43.892	37.499
5	1:59.539	37.985	44.161	37.393	11	1:59.422	38.069	44.022	37.331
6	1:59.182	37.919	43.835	37.428	12	1:59.778	38.153	44.134	37.491

64 Luis RECUENCO , MAN / ESP

Theoretical Best:

Lap	Time	S1	S2	S3	Lap	Time	S1	S2	S3
1	2:36.831	46.946	48.875						



H. ESSERS Belgian Truck Grand Prix

Circuit Zolder, length 4000 m

10. - 12. September 2021

FIA European Truck Racing Championship

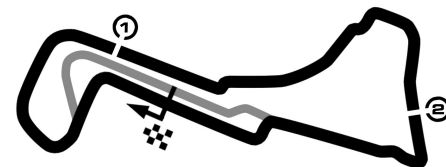
Lap Analysis Race 3, 12.09.2021

FIA-Visa.No.: 4ETRC-BEL 07.09.2021

77 René REINERT , IVECO / DEU

Theoretical Best: 2:00.032

Lap	Time	S1	S2	S3	Lap	Time	S1	S2	S3
1	2:09.567	44.046	47.086	38.435	7	2:01.159	38.422	44.461	38.276
2	2:02.696	38.949	45.359	38.388	8	2:01.718	38.555	44.740	38.423
3	2:00.092	37.990	44.354	37.748	9	2:00.595	38.147	44.444	38.004
4	2:02.147	38.092	45.568	38.487	10	2:02.764	38.507	46.208	38.049
5	2:00.738	38.022	44.918	37.798	11	2:01.101	38.336	44.702	38.063
6	2:00.323	38.090	44.294	37.939	12	2:01.658	38.455	44.841	38.362



H. ESSERS Belgian Truck Grand Prix

Circuit Zolder, length 4000 m

10. - 12. September 2021

FIA European Truck Racing Championship

Lap Analysis Race 3, 12.09.2021

FIA-Visa.No.: 4ETRC-BEL 07.09.2021

86 Luke GARRETT, MAN / GBR

Theoretical Best: 1:59.738

Lap	Time	S1	S2	S3	Lap	Time	S1	S2	S3
1	2:13.776	46.053	47.661	40.062	7	2:00.885	38.464	44.647	37.774
2	2:03.169	39.004	46.510	37.655	8	2:00.181	38.296	44.323	37.562
3	2:00.590	38.194	44.398	37.998	9	2:00.311	38.163	44.468	37.680
4	2:02.149	39.955	44.595	37.599	10	2:00.565	38.310	44.391	37.864
5	2:00.489	37.853	44.969	37.667	11	2:00.880	38.605	44.449	37.826
6	2:00.791	38.251	44.476	38.064	12	2:01.307	38.215	44.907	38.185