

# H. ESSERS Belgian Truck Grand Prix

Circuit Zolder, length 4000 m

10. - 12. September 2021

FIA European Truck Racing Championship

Lap Analysis Race 2, 11.09.2021

FIA-Visa.No.: 4ETRC-BEL 07.09.2021

## 1 Jochen HAHN , IVECO / DEU

Theoretical Best: 2:08.738

Lap	Time	S1	S2	S3	Lap	Time	S1	S2	S3
1	2:33.084	55.845	54.580	42.659	7	2:10.168	41.734	48.259	40.175
2	2:14.850	43.298	50.059	41.493	8	2:09.205	41.387	<b>47.792</b>	<b>40.026</b>
3	2:13.321	42.243	49.974	41.104	9	<b>2:09.195</b>	40.967	48.122	40.106
4	2:14.456	42.070	49.349	43.037	10	2:09.238	<b>40.920</b>	48.090	40.228
5	2:13.583	43.166	49.872	40.545	11	2:10.181	41.497	48.341	40.343
6	2:13.676	42.581	50.578	40.517	12	2:12.328	40.979	48.748	42.601

## 11 André KURSIM , IVECO / DEU

Theoretical Best: 2:10.191

Lap	Time	S1	S2	S3	Lap	Time	S1	S2	S3
1	2:26.324	51.271	52.516	42.537	7	2:10.992	42.035	48.323	40.634
2	2:14.236	43.430	49.170	41.636	8	<b>2:10.593</b>	41.607	<b>48.095</b>	40.891
3	2:14.184	43.420	49.294	41.470	9	2:11.560	41.816	48.742	41.002
4	2:13.444	42.469	50.210	40.765	10	2:10.934	<b>41.575</b>	48.430	40.929
5	2:11.618	42.546	48.421	40.651	11	2:10.928	41.961	48.315	40.652
6	2:10.728	41.950	48.257	<b>40.521</b>	12	2:11.076	41.946	48.327	40.803

## 17 Shane BRERETON , MAN / GBR

Theoretical Best: 2:09.239

Lap	Time	S1	S2	S3	Lap	Time	S1	S2	S3
1	2:32.571	55.095	54.762	42.714	7	2:09.999	41.246	48.682	<b>40.071</b>
2	2:14.488	42.963	50.037	41.488	8	2:10.088	41.463	48.322	40.303
3	2:12.616	42.381	49.486	40.749	9	2:09.905	41.293	48.378	40.234
4	2:14.866	42.053	49.561	43.252	10	<b>2:09.449</b>	41.234	<b>47.990</b>	40.225
5	2:13.525	43.329	49.563	40.633	11	2:10.101	<b>41.178</b>	48.400	40.523
6	2:12.462	42.987	48.767	40.708	12	2:12.131	41.375	48.623	42.133

## 20 Teo CALVET , FREIGHTLINER / FRA

Theoretical Best: 2:10.320

Lap	Time	S1	S2	S3	Lap	Time	S1	S2	S3
1	2:24.015	50.110	52.248	41.657	7	2:11.432	42.005	48.223	41.204
2	2:14.128	43.124	49.560	41.444	8	2:11.482	41.912	48.145	41.425
3	2:15.607	44.389	49.287	41.931	9	2:11.867	42.350	48.346	41.171
4	2:12.255	42.817	48.533	40.905	10	2:11.077	<b>41.769</b>	48.324	40.984
5	2:10.997	41.847	48.332	40.818	11	2:10.910	42.153	<b>47.955</b>	40.802
6	2:11.284	41.945	48.441	40.898	12	<b>2:10.831</b>	41.962	48.273	<b>40.596</b>

## 23 Antonio ALBACETE , MAN / ESP

Theoretical Best: 2:09.355

Lap	Time	S1	S2	S3	Lap	Time	S1	S2	S3
1	2:27.951	52.281	52.914	42.756	7	2:11.250	41.655	48.258	41.337
2	2:13.757	43.171	49.290	41.296	8	2:11.425	41.772	48.289	41.364
3	2:13.486	42.870	49.100	41.516	9	2:10.844	41.542	48.286	41.016
4	2:11.758	42.220	49.148	40.390	10	2:11.304	<b>41.408</b>	48.936	40.960
5	2:10.740	42.433	48.105	<b>40.202</b>	11	2:14.899	45.847	48.281	40.771
6	2:11.263	41.718	48.302	41.243	12	<b>2:10.414</b>	41.429	<b>47.745</b>	41.240

## 24 Steffen FAAS , SCANIA / DEU

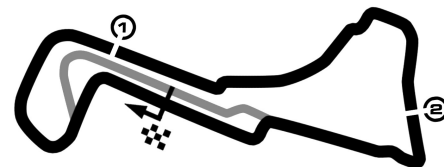
Theoretical Best: 2:08.973

Lap	Time	S1	S2	S3	Lap	Time	S1	S2	S3
1	2:31.320	54.280	54.236	42.804	7	2:10.974	42.605	48.259	<b>40.110</b>
2	2:14.527	43.614	49.449	41.464	8	2:09.940	41.501	47.960	40.479
3	2:14.641	44.041	49.639	40.961	9	<b>2:09.488</b>	41.463	<b>47.764</b>	40.261
4	2:14.663	42.216	49.181	43.266	10	2:10.317	41.573	48.609	40.135
5	2:13.604	42.963	49.857	40.784	11	2:09.845	<b>41.099</b>	48.279	40.467
6	2:14.032	43.321	50.163	40.548	12	2:10.392	41.124	48.403	40.865

## 29 Aliyyah KOLOC , FREIGHTLINER / CZE

Theoretical Best: 2:10.454

Lap	Time	S1	S2	S3	Lap	Time	S1	S2	S3
1	2:34.191	56.333	55.278	42.580	7	2:20.100	50.571	48.802	40.727
2	2:17.173	44.162	50.623	42.388	8	2:11.997	41.616	48.645	41.736
3	2:14.706	43.291	49.416	41.999	9	<b>2:11.388</b>	41.550	<b>48.397</b>	41.441
4	2:12.992	42.798	49.327	40.867	10	2:12.856	42.065	49.469	41.322
5	2:12.822	42.046	49.305	41.471	11	2:11.875	41.635	49.000	41.240



# H. ESSERS Belgian Truck Grand Prix

Circuit Zolder, length 4000 m

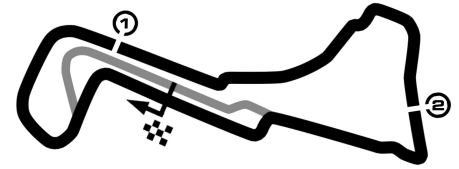
10. - 12. September 2021

FIA European Truck Racing Championship

## Lap Analysis Race 2, 11.09.2021

FIA-Visa.No.: 4ETRC-BEL 07.09.2021

Lap	Time	S1	S2	S3	Lap	Time	S1	S2	S3
6	2:12.147	42.194	49.269	<b>40.684</b>	12	2:11.800	<b>41.373</b>	48.760	41.667



# H. ESSERS Belgian Truck Grand Prix

Circuit Zolder, length 4000 m

10. - 12. September 2021

FIA European Truck Racing Championship

Lap Analysis Race 2, 11.09.2021

FIA-Visa.No.: 4ETRC-BEL 07.09.2021

## 30 Sascha LENZ , MAN / DEU

Theoretical Best: 2:08.879

Lap	Time	S1	S2	S3	Lap	Time	S1	S2	S3
1	2:28.484	52.880	53.229	42.375	7	2:09.281	41.056	48.010	40.215
2	2:13.792	43.799	49.271	40.722	8	<b>2:09.066</b>	41.239	<b>47.734</b>	<b>40.093</b>
3	2:13.365	42.942	49.336	41.087	9	2:09.427	<b>41.052</b>	47.895	40.480
4	2:17.089	42.198	52.981	41.910	10	2:10.345	41.321	48.554	40.470
5	2:13.737	43.599	48.542	41.596	11	2:12.128	43.494	48.459	40.175
6	2:10.540	42.241	47.759	40.540	12	2:11.552	41.456	48.827	41.269

## 33 Jamie ANDERSON , MAN / GBR

Theoretical Best: 2:08.914

Lap	Time	S1	S2	S3	Lap	Time	S1	S2	S3
1	2:30.459	53.832	54.037	42.590	7	<b>2:09.059</b>	<b>41.034</b>	48.047	<b>39.978</b>
2	2:14.453	43.456	49.909	41.088	8	2:12.017	41.501	48.078	42.438
3	2:13.048	41.697	50.412	40.939	9	2:10.029	41.820	47.927	40.282
4	2:16.009	42.254	50.292	43.463	10	2:09.334	41.333	48.011	39.990
5	2:12.462	43.329	48.481	40.652	11	2:10.668	41.303	48.532	40.833
6	2:11.893	43.966	<b>47.902</b>	40.025	12	2:13.433	41.431	48.822	43.180

## 41 Norbert KISS , MAN / HUN

Theoretical Best: 2:07.901

Lap	Time	S1	S2	S3	Lap	Time	S1	S2	S3
1	2:29.389	53.446	53.397	42.546	7	2:09.185	40.997	47.937	40.251
2	2:13.428	43.200	49.488	40.740	8	2:09.837	41.059	48.087	40.691
3	2:13.473	43.503	49.769	40.201	9	<b>2:07.901</b>	<b>40.919</b>	<b>47.181</b>	<b>39.801</b>
4	2:17.584	42.173	52.508	42.903	10	2:10.542	41.286	49.005	40.251
5	2:12.758	43.976	48.226	40.556	11	2:13.014	41.893	49.535	41.586
6	2:12.185	44.061	47.885	40.239	12	2:11.848	41.225	48.336	42.287

## 44 Stephanie HALM , IVECO / DEU

Theoretical Best: 2:08.814

Lap	Time	S1	S2	S3	Lap	Time	S1	S2	S3
1	2:21.676	48.577	50.958	42.141	7	2:10.151	41.655	48.167	40.329
2	2:13.848	43.759	48.852	41.237	8	2:09.709	41.561	48.033	40.115
3	2:11.796	42.716	48.511	40.569	9	2:09.480	41.554	47.949	39.977
4	2:11.646	42.142	48.471	41.033	10	2:09.121	41.115	47.861	40.145
5	2:11.727	42.086	48.658	40.983	11	2:10.024	41.695	48.048	40.281
6	2:11.548	42.589	48.464	40.495	12	<b>2:08.814</b>	<b>41.056</b>	<b>47.847</b>	<b>39.911</b>

## 55 Adam LACKO , FREIGHTLINER / CZE

Theoretical Best: 2:08.088

Lap	Time	S1	S2	S3	Lap	Time	S1	S2	S3
1	2:26.893	51.929	52.514	42.450	7	2:09.499	41.607	47.673	40.219
2	2:13.871	43.515	48.954	41.402	8	2:09.305	41.269	47.931	40.105
3	2:11.639	42.551	48.789	40.299	9	2:09.646	41.332	47.897	40.417
4	2:10.426	41.814	48.890	<b>39.722</b>	10	2:08.772	41.206	47.627	39.939
5	<b>2:08.253</b>	<b>41.131</b>	<b>47.235</b>	39.887	11	2:09.044	41.174	47.844	40.026
6	2:08.635	41.302	47.432	39.901	12	2:09.012	41.238	47.838	39.936

## 64 Luis RECUENCO , MAN / ESP

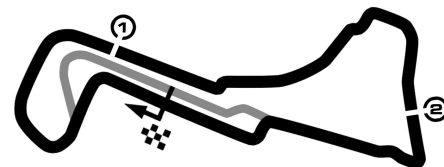
Theoretical Best: 2:10.225

Lap	Time	S1	S2	S3	Lap	Time	S1	S2	S3
1	2:37.375	57.951	55.769	43.655	7	2:11.817	41.476	48.988	41.353
2	2:27.446	47.678	56.701	43.067	8	2:11.589	42.241	48.601	40.747
3	2:13.029	42.620	49.469	40.940	9	2:13.020	41.633	48.963	42.424
4	2:13.140	42.871	49.271	40.998	10	<b>2:10.476</b>	41.506	<b>48.346</b>	<b>40.624</b>
5	2:12.804	42.223	49.200	41.381	11	2:11.027	41.567	48.728	40.732
6	2:11.978	42.470	48.680	40.828	12	2:11.037	<b>41.255</b>	48.958	40.824

## 77 René REINERT , IVECO / DEU

Theoretical Best: 2:10.667

Lap	Time	S1	S2	S3	Lap	Time	S1	S2	S3
1	2:25.549	50.840	52.345	42.364	7	2:11.741	41.862	48.771	41.108
2	2:13.644	43.416	48.924	41.304	8	2:11.530	41.586	48.595	41.349
3	2:12.844	42.725	49.185	40.934	9	<b>2:11.077</b>	<b>41.342</b>	48.729	41.006
4	2:12.783	41.790	50.255	<b>40.738</b>	10	2:11.543	41.367	49.103	41.073
5	2:11.809	41.647	48.712	41.450	11	2:13.135	43.749	48.602	40.784



# H. ESSERS Belgian Truck Grand Prix

Circuit Zolder, length 4000 m

10. - 12. September 2021

FIA European Truck Racing Championship

## Lap Analysis Race 2, 11.09.2021

FIA-Visa.No.: 4ETRC-BEL 07.09.2021

Lap	Time	S1	S2	S3	Lap	Time	S1	S2	S3
6	2:11.086	41.381	<b>48.587</b>	41.118	12	2:11.688	41.769	48.757	41.162

**86 Luke GARRETT , MAN / GBR**

**Theoretical Best: 2:25.064**

Lap	Time	S1	S2	S3	Lap	Time	S1	S2	S3
1	2:35.718	56.928	<b>55.835</b>	<b>42.955</b>	2	<b>2:31.618</b>	<b>46.274</b>	59.057	46.287