

H. ESSERS Belgian Truck Grand Prix

Circuit Zolder, length 4000 m

10. - 12. September 2021

FIA European Truck Racing Championship

Lap Analysis Race 1, 11.09.2021

FIA-Visa.No.: 4ETRC-BEL 07.09.2021

1 Jochen HAHN , IVECO / DEU

Theoretical Best: 1:57.861

Lap	Time	S1	S2	S3	Lap	Time	S1	S2	S3
1	2:02.358	41.393	43.805	37.160	7	1:58.542	37.648	43.842	37.052
2	1:58.001	37.228	43.738	37.035	8	1:58.536	37.539	43.917	37.080
3	1:58.333	37.420	43.894	37.019	9	1:58.609	37.664	43.844	37.101
4	1:58.222	37.468	43.735	37.019	10	1:58.944	37.704	43.791	37.449
5	1:58.106	37.399	43.726	36.981	11	1:58.779	37.926	43.756	37.097
6	1:58.288	37.527	43.652	37.109	12	1:59.405	37.811	44.214	37.380

11 André KURSIM , IVECO / DEU

Theoretical Best: 1:58.961

Lap	Time	S1	S2	S3	Lap	Time	S1	S2	S3
1	2:06.479	43.255	45.450	37.774	7	1:59.645	37.925	44.196	37.524
2	1:59.428	37.625	44.207	37.596	8	1:59.556	37.981	43.967	37.608
3	1:59.280	37.730	44.181	37.369	9	1:59.912	37.995	44.151	37.766
4	1:59.419	37.746	44.155	37.518	10	1:59.660	37.716	44.199	37.745
5	1:59.575	37.986	44.130	37.459	11	1:59.775	37.953	44.291	37.531
6	1:59.841	37.729	44.573	37.539	12	1:59.947	38.173	44.297	37.477

17 Shane BRERETON , MAN / GBR

Theoretical Best: 1:58.900

Lap	Time	S1	S2	S3	Lap	Time	S1	S2	S3
1	2:08.407	44.426	46.292	37.689	7	1:59.616	37.843	44.332	37.441
2	1:59.195	37.616	44.373	37.206	8	1:59.852	37.808	44.377	37.667
3	1:59.874	37.968	44.242	37.664	9	1:59.948	37.792	44.291	37.865
4	2:00.033	37.780	44.530	37.723	10	2:00.334	37.883	44.485	37.966
5	1:59.877	37.746	44.603	37.528	11	2:01.026	38.308	44.693	38.025
6	1:59.408	37.854	44.078	37.476	12	2:00.620	37.918	44.469	38.233

20 Teo CALVET , FREIGHTLINER / FRA

Theoretical Best: 1:59.769

Lap	Time	S1	S2	S3	Lap	Time	S1	S2	S3
1	2:09.353	44.464	46.723	38.166	7	2:00.075	38.114	44.099	37.862
2	2:00.155	38.010	44.388	37.757	8	2:00.442	38.280	44.158	38.004
3	2:00.192	38.235	44.135	37.822	9	2:00.214	38.057	44.292	37.865
4	2:00.446	38.212	44.216	38.018	10	2:00.201	38.146	44.330	37.725
5	2:00.432	38.177	44.490	37.765	11	2:00.764	38.546	44.340	37.878
6	2:00.234	38.268	44.056	37.910	12	2:00.465	38.446	44.034	37.985

23 Antonio ALBACETE , MAN / ESP

Theoretical Best: 1:58.206

Lap	Time	S1	S2	S3	Lap	Time	S1	S2	S3
1	2:04.207	42.741	44.023	37.443	7	1:59.149	37.625	44.126	37.398
2	1:58.586	37.546	43.726	37.314	8	1:58.981	37.641	44.028	37.312
3	1:58.546	37.724	43.639	37.183	9	1:58.920	37.680	43.883	37.357
4	1:58.843	37.722	43.835	37.286	10	1:58.916	37.655	43.928	37.333
5	1:58.359	37.469	43.792	37.098	11	1:58.907	37.651	43.927	37.329
6	1:59.092	37.631	44.129	37.332	12	1:59.454	37.683	44.042	37.729

24 Steffen FAAS , SCANIA / DEU

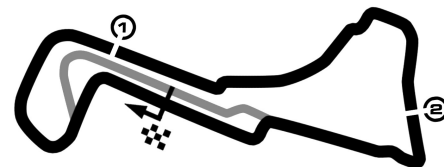
Theoretical Best: 1:58.962

Lap	Time	S1	S2	S3	Lap	Time	S1	S2	S3
1	2:12.302	46.653	47.655	37.994	7	2:00.434	37.789	44.790	37.855
2	2:00.540	37.734	44.541	38.265	8	2:01.493	38.215	44.958	38.320
3	2:00.681	38.011	44.758	37.912	9	1:59.412	37.950	44.145	37.317
4	2:01.087	38.059	45.499	37.529	10	2:00.566	38.076	44.771	37.719
5	1:59.428	38.113	43.977	37.338	11	2:00.705	37.909	44.905	37.891
6	1:59.451	37.753	43.911	37.787	12	2:00.795	37.965	45.153	37.677

29 Aliyyah KOLOC , FREIGHTLINER / CZE

Theoretical Best: 2:00.639

Lap	Time	S1	S2	S3	Lap	Time	S1	S2	S3
1	2:11.418	46.221	46.598	38.599	7	2:01.216	38.383	44.705	38.128
2	2:00.924	38.229	44.555	38.140	8	2:01.408	38.372	44.880	38.156
3	2:00.851	38.350	44.646	37.855	9	2:01.118	38.234	44.872	38.012
4	2:02.646	38.258	46.151	38.237	10	2:01.262	38.368	44.854	38.040
5	2:02.010	38.363	45.644	38.003	11	2:02.114	38.626	45.364	38.124



H. ESSERS Belgian Truck Grand Prix

Circuit Zolder, length 4000 m

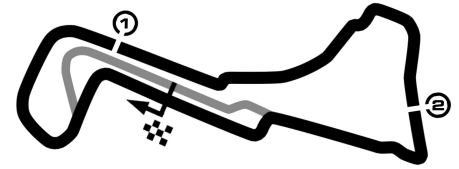
10. - 12. September 2021

FIA European Truck Racing Championship

Lap Analysis Race 1, 11.09.2021

FIA-Visa.No.: 4ETRC-BEL 07.09.2021

Lap	Time	S1	S2	S3	Lap	Time	S1	S2	S3
6	2:01.334	38.330	45.066	37.938	12	2:01.115	38.424	44.814	37.877



H. ESSERS Belgian Truck Grand Prix

Circuit Zolder, length 4000 m

10. - 12. September 2021

FIA European Truck Racing Championship

Lap Analysis Race 1, 11.09.2021

FIA-Visa.No.: 4ETRC-BEL 07.09.2021

30 Sascha LENZ , MAN / DEU

Theoretical Best: 1:58.147

Lap	Time	S1	S2	S3	Lap	Time	S1	S2	S3
1	2:03.014	41.966	44.064	36.984	7	1:58.800	37.584	43.947	37.269
2	1:58.971	37.532	43.845	37.594	8	1:59.120	37.637	43.988	37.495
3	1:58.604	37.509	43.996	37.099	9	1:59.054	37.598	44.002	37.454
4	1:58.374	37.318	44.052	37.004	10	1:58.840	37.543	43.913	37.384
5	1:59.263	37.487	43.903	37.873	11	1:58.871	37.524	43.956	37.391
6	1:58.713	37.376	44.132	37.205	12	1:59.297	37.511	44.171	37.615

33 Jamie ANDERSON , MAN / GBR

Theoretical Best: 1:59.508

Lap	Time	S1	S2	S3	Lap	Time	S1	S2	S3
1	2:09.913	45.306	46.220	38.387	7	1:59.862	37.916	44.274	37.672
2	2:00.860	37.614	44.957	38.289	8	2:00.101	37.853	44.436	37.812
3	1:59.968	37.655	44.693	37.620	9	2:00.796	37.913	44.454	38.429
4	2:00.247	37.649	44.615	37.983	10	2:02.240	37.975	44.936	39.329
5	2:00.859	37.806	45.017	38.036	11	2:00.617	37.700	44.859	38.058
6	2:00.254	37.828	44.456	37.970	12	2:00.599	37.835	44.605	38.159

41 Norbert KISS , MAN / HUN

Theoretical Best: 1:57.219

Lap	Time	S1	S2	S3	Lap	Time	S1	S2	S3
1	2:00.930	40.980	43.247	36.703	7	1:57.994	37.527	43.447	37.020
2	1:57.275	37.276	43.282	36.717	8	1:58.042	37.547	43.494	37.001
3	1:57.833	37.515	43.324	36.994	9	1:58.292	37.569	43.571	37.152
4	1:57.732	37.537	43.347	36.848	10	1:58.068	37.572	43.551	36.945
5	1:57.617	37.381	43.240	36.996	11	1:59.066	37.786	43.843	37.437
6	1:57.568	37.306	43.394	36.868	12	2:00.630	37.904	44.859	37.867

44 Stephanie HALM , IVECO / DEU

Theoretical Best: 1:59.269

Lap	Time	S1	S2	S3	Lap	Time	S1	S2	S3
1	2:10.716	45.803	46.276	38.637	7	2:00.717	37.963	44.307	38.447
2	2:00.769	37.920	44.666	38.183	8	1:59.582	38.033	44.116	37.433
3	1:59.668	37.782	44.420	37.466	9	2:00.347	38.003	44.172	38.172
4	2:00.321	37.853	44.442	38.026	10	2:00.750	38.065	44.646	38.039
5	2:00.863	38.045	44.591	38.227	11	1:59.759	38.007	44.117	37.635
6	2:00.341	37.720	44.661	37.960	12	2:00.074	38.097	44.146	37.831

55 Adam LACKO , FREIGHTLINER / CZE

Theoretical Best: 1:58.315

Lap	Time	S1	S2	S3	Lap	Time	S1	S2	S3
1	2:05.439	43.264	44.706	37.469	7	1:58.605	37.846	43.742	37.017
2	1:58.635	37.838	43.807	36.990	8	1:58.511	37.761	43.692	37.058
3	1:58.806	37.770	43.876	37.160	9	1:58.812	37.752	43.872	37.188
4	1:58.661	37.846	43.774	37.041	10	1:58.859	37.779	44.032	37.048
5	1:58.771	37.731	43.809	37.231	11	1:58.905	37.732	43.957	37.216
6	1:58.815	37.663	44.027	37.125	12	1:59.526	37.633	44.031	37.862

64 Luis RECUENCO , MAN / ESP

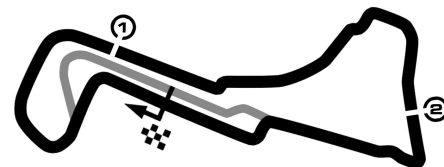
Theoretical Best: 2:00.280

Lap	Time	S1	S2	S3	Lap	Time	S1	S2	S3
1	2:13.412	46.358	47.808	39.246	6	2:01.390	38.150	45.118	38.122
2	2:00.434	37.954	44.548	37.932	7	2:01.290	38.377	45.062	37.851
3	2:00.658	38.072	44.485	38.101	8	2:04.825	38.303	46.924	39.598
4	2:01.903	37.944	45.757	38.202	9	2:49.860	47.231	59.319	
5	2:02.276	38.069	46.039	38.168					

77 René REINERT , IVECO / DEU

Theoretical Best: 1:59.073

Lap	Time	S1	S2	S3	Lap	Time	S1	S2	S3
1	2:07.252	43.658	45.630	37.964	7	2:00.264	37.985	44.517	37.762
2	1:59.102	37.522	44.147	37.433	8	1:59.801	37.939	44.264	37.598
3	1:59.639	37.824	44.304	37.511	9	2:00.079	37.922	44.339	37.818
4	1:59.803	37.951	44.244	37.608	10	2:00.377	37.993	44.420	37.964
5	2:00.234	38.041	44.596	37.597	11	2:00.705	38.119	44.569	38.017
6	1:59.480	37.850	44.226	37.404	12	2:01.077	38.179	44.532	38.366



H. ESSERS Belgian Truck Grand Prix

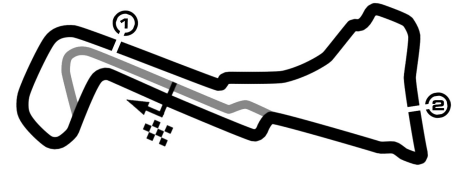
Circuit Zolder, length 4000 m

10. - 12. September 2021

FIA European Truck Racing Championship

Lap Analysis Race 1, 11.09.2021

FIA-Visa.No.: 4ETRC-BEL 07.09.2021



H. ESSERS Belgian Truck Grand Prix

Circuit Zolder, length 4000 m

10. - 12. September 2021

FIA European Truck Racing Championship

Lap Analysis Race 1, 11.09.2021

FIA-Visa.No.: 4ETRC-BEL 07.09.2021

86 Luke GARRETT, MAN / GBR

Theoretical Best: 2:00.297

Lap	Time	S1	S2	S3	Lap	Time	S1	S2	S3
1	2:14.042	46.838	48.105	39.099	7	2:00.547	37.977	44.520	38.050
2	2:00.950	37.843	44.845	38.262	8	2:00.831	38.022	44.817	37.992
3	2:01.150	38.057	45.139	37.954	9	2:01.244	38.274	44.846	38.124
4	2:01.506	38.383	44.728	38.395	10	2:02.295	38.268	45.838	38.189
5	2:01.622	38.144	45.291	38.187	11	2:00.775	38.055	44.656	38.064
6	2:02.233	37.949	45.920	38.364	12	2:00.813	38.221	44.658	37.934