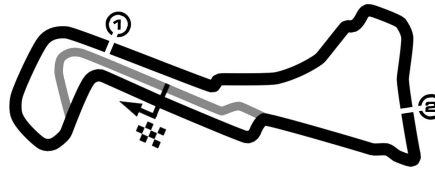


H. ESSERS Belgian Truck Grand Prix

Circuit Zolder, length 4000 m

10. - 12. September 2021

Dutch Truck Racing Cup



Lap Analysis race 1, 11.09.2021

-Reg.No.: C-Z-BTGP-SUP-028

1 Ryan Smith (GBR) (Mercedes)

Theoretische Bestzeit:

Lap	D	Time	S1	S2	S3	Lap	D	Time	S1	S2	S3
1	1	4:11.216	53.792	1:30.10							

4 Frans Smit (NLD) (MAN)

Theoretische Bestzeit: 2:01.541

Lap	D	Time	S1	S2	S3	Lap	D	Time	S1	S2	S3
1	1	2:07.210	42.332	45.941	38.937	6	1	2:03.360	38.618	45.724	39.018
2	1	2:02.657	38.539	45.642	38.476	7	1	2:03.123	38.690	45.596	38.837
3	1	2:02.150	38.220	45.349	38.581	8	1	2:02.671	38.664	45.375	38.632
4	1	2:04.012	38.684	44.853	40.475	9	1	2:03.407	38.212	45.494	39.701
5	1	2:03.165	38.823	45.454	38.888	10	1	2:02.504	38.473	45.400	38.631

31 Jarno vd Pol (NLD) (Ford)

Theoretische Bestzeit: 2:11.666

Lap	D	Time	S1	S2	S3	Lap	D	Time	S1	S2	S3
1	1	2:21.555	48.019	50.586	42.950	6	1	2:22.184	42.905	57.280	41.999
2	1	2:14.020	41.365	50.113	42.542	7	1	2:35.361	40.893	49.485	1:04.983
3	1	2:12.548	40.899	49.130	42.519	8	1	2:21.647	42.528	55.708	43.411
4	1	2:12.668	40.560	49.686	42.422	9	1	2:13.902	41.230	49.436	43.236
5	1	2:12.420	40.707	49.737	41.976						

35 Nimda Kraal (NLD) (Scania)

Theoretische Bestzeit: 2:17.215

Lap	D	Time	S1	S2	S3	Lap	D	Time	S1	S2	S3
1	1	2:58.845	48.624	51.689	1:18.532	6	1	2:20.128	43.849	51.300	44.979
2	1	2:19.152	43.654	51.108	44.390	7	1	2:20.186	45.012	51.104	44.070
3	1	2:22.052	44.838	52.786	44.428	8	1	2:17.549	42.638	50.803	44.108
4	1	2:18.439	43.107	50.861	44.471	9	1	2:18.116	42.342	51.561	44.213
5	1	2:22.038	43.663	53.451	44.924						

43 Dirk Behnke (DEU) (Mercedes)

Theoretische Bestzeit: 2:14.384

Lap	D	Time	S1	S2	S3	Lap	D	Time	S1	S2	S3
1	1	2:29.886	50.776	53.888	45.222	6	1	2:15.497	42.025	50.380	43.092
2	1	2:22.573	44.335	53.587	44.651	7	1	2:17.581	42.619	50.663	44.299
3	1	2:18.443	43.874	50.750	43.819	8	1	2:19.056	42.677	51.655	44.724
4	1	2:15.781	42.996	50.411	42.374	9	1	2:14.799	41.857	50.316	42.626
5	1	2:16.491	43.183	50.153	43.155						

45 Cees Zandbergen (NLD) (Scania)

Theoretische Bestzeit: 2:03.419

Lap	D	Time	S1	S2	S3	Lap	D	Time	S1	S2	S3
1	1	2:09.767	44.108	46.335	39.324	6	1	2:06.952	39.149	46.913	40.890
2	1	2:05.313	39.797	45.884	39.632	7	1	2:06.014	39.173	46.885	39.956
3	1	2:04.032	38.834	45.926	39.272	8	1	2:07.598	39.436	46.875	41.287
4	1	2:03.419	38.596	45.880	38.943	9	1	2:10.233	41.216	47.735	41.282
5	1	2:05.744	38.667	47.236	39.841	10	1	2:09.505	39.942	48.237	41.326

50 Willem Bredijk (NLD) (Volvo)

Theoretische Bestzeit: 2:07.181

Lap	D	Time	S1	S2	S3	Lap	D	Time	S1	S2	S3
1	1	2:13.740	45.710	47.493	40.537	6	1	2:26.905	40.085	47.044	59.776
2	1	2:09.000	39.783	48.825	40.392	7	1	2:11.326	40.318	50.071	40.937
3	1	2:09.078	39.893	48.831	40.354	8	1	2:07.981	39.868	47.534	40.579
4	1	2:09.191	39.998	48.282	40.911	9	1	2:07.786	39.793	47.617	40.376
5	1	2:08.967	39.968	48.096	40.903	10	1	2:08.556	39.953	47.813	40.790

51 Bjorn Tjihuis (NLD) (DAF)

Theoretische Bestzeit: 2:06.210

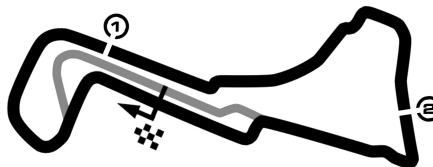
Lap	D	Time	S1	S2	S3	Lap	D	Time	S1	S2	S3
1	1	2:15.630	47.369	48.374	39.887	5	1	2:07.864	41.120	47.001	39.743
2	1	2:30.601	40.692	50.137		6	1	2:08.442	39.724	48.105	40.613
3	1	4:22.531	2:28.574	55.111		7	1	2:07.019	40.104	47.430	39.485
4	1	4:36.925	3:07.651	47.993	41.281	8	1	2:31.309	39.984	47.655	

H. ESSERS Belgian Truck Grand Prix

Circuit Zolder, length 4000 m

10. - 12. September 2021

Dutch Truck Racing Cup



Lap Analysis race 1, 11.09.2021

-Reg.No.: C-Z-BTGP-SUP-028

55 Sebastien Delchambre (BEL) (MAN)

Theoretische Bestzeit: 2:04.543

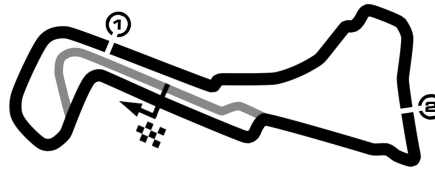
Lap	D	Time	S1	S2	S3	Lap	D	Time	S1	S2	S3
1	1	2:09.346	43.657	46.165	39.524	6	1	2:09.489	39.962	48.060	41.467
2	1	2:06.755	40.697	46.625	39.433	7	1	2:09.008	40.162	48.194	40.652
3	1	2:06.171	39.376	46.211	40.584	8	1	2:08.808	40.302	47.961	40.545
4	1	2:06.062	39.794	45.734	40.534	9	1	2:08.530	40.421	47.185	40.924
5	1	2:34.628	1:03.178	49.216	42.234	10	1	2:09.108	39.772	47.722	41.614

H. ESSERS Belgian Truck Grand Prix

Circuit Zolder, length 4000 m

10. - 12. September 2021

Dutch Truck Racing Cup



Lap Analysis race 1, 11.09.2021

-Reg.No.: C-Z-BTGP-SUP-028

68 Craig Read (GBR) (Iveco)

Theoretische Bestzeit: 2:03.463

Lap	D	Time	S1	S2	S3	Lap	D	Time	S1	S2	S3
1	1	2:11.347	44.804	46.433	40.110	6	1	2:05.081	39.284	46.445	39.352
2	1	2:05.458	39.333	46.399	39.726	7	1	2:04.474	39.413	46.191	38.870
3	1	2:05.830	39.231	46.767	39.832	8	1	2:05.068	39.615	45.918	39.535
4	1	2:05.734	39.676	46.484	39.574	9	1	2:04.837	40.327	45.362	39.148
5	1	2:05.922	40.453	46.187	39.282	10	1	2:04.480	39.400	45.866	39.214