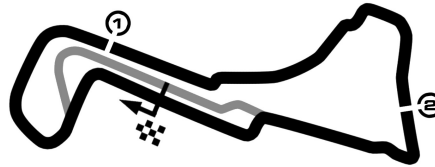


H. ESSERS Belgian Truck Grand Prix

Circuit Zolder, length 4000 m

10. - 12. September 2021

Dutch Truck Racing Cup



Lap Analysis qualifying 2, 12.09.2021

-Reg.No.: C-Z-BTGP-SUP-028

1 Ryan Smith (GBR) (Mercedes)

Theoretische Bestzeit: 1:58.143

Lap	D	Time	S1	S2	S3	Lap	D	Time	S1	S2	S3
1	1	2:40.568		48.965	59.079	5	1	2:19.832	46.177	54.964	38.691
2	1	1:58.563	37.293	43.806	37.464	6	1	1:58.413	37.296	43.916	37.201
3	1	2:22.922	47.462	57.145	38.315	7	1	3:28.050	52.611	1:06.801	
4	1	1:57.979	37.422	43.649							

4 Frans Smit (NLD) (MAN)

Theoretische Bestzeit: 2:01.379

Lap	D	Time	S1	S2	S3	Lap	D	Time	S1	S2	S3
1	1	3:17.413		1:02.850	50.724	6	1	2:01.708	38.356	44.983	38.369
2	1	2:04.959	39.172	46.056	39.731	7	1	2:02.828	38.134	45.581	39.113
3	1	2:04.169	39.377	45.977	38.815	8	1	2:01.905	38.576	45.067	38.262
4	1	2:05.800	38.655	47.923	39.222	9	1	2:18.597	38.584	50.309	49.704
5	1	2:02.089	38.424	45.170	38.495	10	1	2:13.678	41.440	50.949	41.289

31 Jarno vd Pol (NLD) (Ford)

Theoretische Bestzeit: 2:12.695

Lap	D	Time	S1	S2	S3	Lap	D	Time	S1	S2	S3
1	1	2:50.714		56.763	46.930	5	1	2:13.171	41.184	49.429	42.558
2	1	2:17.840	44.312	50.591	42.937	6	1	2:14.468	41.062	50.421	42.985
3	1	2:14.132	41.113	49.870	43.149	7	1	2:13.408	40.786	49.719	42.903
4	1	2:15.836	41.859	51.143	42.834	8	1	2:12.793	40.848	49.465	42.480

35 Nimda Kraal (NLD) (Scania)

Theoretische Bestzeit: 2:15.917

Lap	D	Time	S1	S2	S3	Lap	D	Time	S1	S2	S3
1	1	2:59.355		57.416	49.967	5	1	2:41.845	43.717	51.554	
2	1	2:20.284	45.045	50.992	44.247	6	1	3:59.188	2:22.881	51.017	45.290
3	1	2:20.086	43.749	51.219	45.118	7	1	2:19.881	42.000	50.962	46.919
4	1	2:17.463	43.546	49.848	44.069	8	1	2:23.255	44.502	53.563	45.190

43 Dirk Behnke (DEU) (Mercedes)

Theoretische Bestzeit: 2:15.711

Lap	D	Time	S1	S2	S3	Lap	D	Time	S1	S2	S3
1	1	3:23.795		52.223	49.032	3	1	2:38.754	43.485	58.313	
2	1	2:16.841	42.851	51.390	42.600	4	1	6:22.273	4:33.154	50.260	

45 Cees Zandbergen (NLD) (Scania)

Theoretische Bestzeit: 2:04.110

Lap	D	Time	S1	S2	S3	Lap	D	Time	S1	S2	S3
1	1	2:53.983		57.309	47.665	6	1	2:04.457	39.204	46.205	39.048
2	1	2:07.648	39.998	47.216	40.434	7	1	2:04.861	39.469	46.334	39.058
3	1	2:04.184	39.007	46.055	39.122	8	1	2:05.423	39.652	46.234	39.537
4	1	2:27.824	39.536	52.814		9	1	2:19.881	39.488	50.678	49.715
5	1	3:10.134	1:41.188	48.780	40.166						

50 Willem Breedijk (NLD) (Volvo)

Theoretische Bestzeit: 2:15.709

Lap	D	Time	S1	S2	S3	Lap	D	Time	S1	S2	S3
1	1	2:58.725		55.709	47.588	3	1	3:11.631	59.496	1:09.267	
2	1	2:19.223	40.106	48.015	51.102						

51 Bjorn Tjihuis (NLD) (DAF)

Theoretische Bestzeit: 2:06.418

Lap	D	Time	S1	S2	S3	Lap	D	Time	S1	S2	S3
1	1	3:21.963		1:01.118	53.101	5	1	3:54.181	2:20.683	52.508	40.990
2	1	2:13.592	42.452	50.376	40.764	6	1	2:11.646	39.800	52.068	39.778
3	1	2:06.689	40.071	47.419	39.199	7	1	2:09.311	40.019	48.366	40.926
4	1	2:26.659	40.438	48.732		8	1	2:07.647	40.259	47.531	39.857

55 Sebastien Delchambre (BEL) (MAN)

Theoretische Bestzeit: 2:04.725

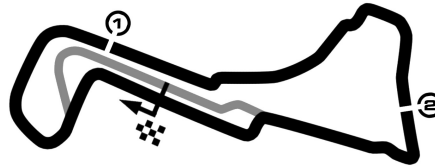
Lap	D	Time	S1	S2	S3	Lap	D	Time	S1	S2	S3
1	1	3:34.907		59.727	48.138	5	1	2:50.785	44.594	1:02.248	
2	1	2:13.447	41.707	49.397	42.343	6	1	4:09.076	2:31.645	55.104	42.327
3	1	2:07.553	39.202	48.927	39.424	7	1	2:05.191	39.013	46.981	39.197
4	1	2:04.905	39.193	46.568	39.144	8	1	2:05.429	39.107	46.893	39.429

H. ESSERS Belgian Truck Grand Prix

Circuit Zolder, length 4000 m

10. - 12. September 2021

Dutch Truck Racing Cup



Lap Analysis qualifying 2, 12.09.2021

-Reg.No.: C-Z-BTGP-SUP-028

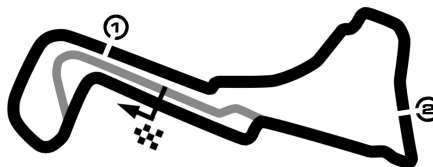
68 Craig Reid (GBR) (Iveco)						Theoretische Bestzeit: 2:05.828					
Lap	D	Time	S1	S2	S3	Lap	D	Time	S1	S2	S3
1	1	2:50.685		57.298	45.580	6	1	2:06.447	39.708	47.139	39.600
2	1	2:13.814	41.958	47.931	43.925	7	1	2:13.419	39.511	47.789	46.119
3	1	2:06.989	40.432	46.994	39.563	8	1	2:32.082	50.061	1:00.134	41.887
4	1	2:06.026	39.699	46.754	39.573	9	1	2:07.271	39.938	46.866	40.467
5	1	2:06.876	39.688	47.015	40.173						

H. ESSERS Belgian Truck Grand Prix

Circuit Zolder, length 4000 m

10. - 12. September 2021

Dutch Truck Racing Cup



Lap Analysis qualifying 2, 12.09.2021

-Reg.No.: C-Z-BTGP-SUP-028

88 Jos Scholte (NLD) (Scania)

Theoretische Bestzeit: 2:07.273

Lap	D	Time	S1	S2	S3	Lap	D	Time	S1	S2	S3
1	1	3:16.474		58.820		5	1	3:20.258	1:34.453	48.727	
2	1	2:57.621	1:27.857	49.473	40.291	6	1	4:15.637	2:40.059	51.548	44.030
3	1	2:08.797	41.354	47.436	40.007	7	1	2:08.440	39.830	47.772	40.838
4	1	2:22.189	39.890	47.504							