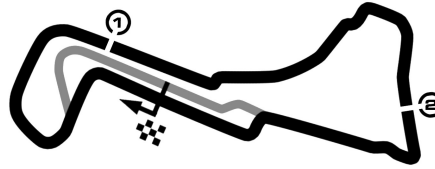


H. ESSERS Belgian Truck Grand Prix

Circuit Zolder, length 4000 m

10. - 12. September 2021

Cup- und Tourenwagen-Trophy



Lap Analysis race 2, 12.09.2021

-Reg.No.: C-Z BTGP-SUP-028

1 Mike Münch (DEU) (Ford Fiesta)						Theoretische Bestzeit: 1:48.741					
Lap	D	Time	S1	S2	S3	Lap	D	Time	S1	S2	S3
1	1	2:02.904	42.842	44.835	35.227	9	1	1:50.446	35.206	40.566	34.674
2	1	1:51.657	35.458	41.130	35.069	10	1	1:49.261	34.348	40.409	34.504
3	1	1:50.326	34.833	40.826	34.667	11	1	1:48.768	34.315	39.922	34.531
4	1	1:50.920	35.217	40.710	34.993	12	1	1:49.310	34.578	40.039	34.693
5	1	3:41.153	1:10.800	1:24.554	1:05.799	13	1	1:50.170	34.597	40.783	34.790
6	1	1:58.468	39.014	42.959	36.495	14	1	1:49.464	34.469	40.260	34.735
7	1	2:01.548	36.082	42.186	43.280	15	1	1:49.370	34.616	40.090	34.664
8	1	1:51.156	35.118	40.913	35.125	16	1	1:49.312	34.417	40.053	34.842

5 Daniel Haager (DEU) (Honda Civic Type R)						Theoretische Bestzeit: 1:43.953					
Lap	D	Time	S1	S2	S3	Lap	D	Time	S1	S2	S3
1	1	1:53.237	39.732	39.847	33.658	9	1	1:45.162	33.398	38.804	32.960
2	1	1:44.684	33.363	38.527	32.794	10	1	1:45.524	33.680	38.793	33.051
3	1	1:44.142	33.193	38.272	32.677	11	1	1:45.402	33.362	38.642	33.398
4	1	1:44.499	33.004	38.704	32.791	12	1	1:45.924	33.472	38.885	33.567
5	1	2:08.157	37.240	49.249	41.668	13	1	1:46.342	33.360	39.424	33.558
6	1	3:23.982	1:10.040	1:16.624	57.318	14	1	1:49.399	34.353	41.322	33.724
7	1	2:32.308	50.830	56.103	45.375	15	1	1:50.874	33.612	39.773	37.489
8	1	1:45.674	34.353	38.455	32.866	16	1	1:48.711	35.583	39.893	33.235

6 Matthias Flossdorf (DEU) (VW Golf III)						Theoretische Bestzeit: 1:57.306					
Lap	D	Time	S1	S2	S3	Lap	D	Time	S1	S2	S3
1	1	2:12.449	49.206	45.392	37.851	9	1	1:58.064	37.603	43.224	37.237
2	1	2:00.805	38.483	44.428	37.894	10	1	1:58.013	37.015	43.571	37.427
3	1	2:01.152	38.592	44.652	37.908	11	1	1:58.487	37.278	44.019	37.190
4	1	2:03.972	38.740	44.181	41.051	12	1	1:59.748	37.506	44.878	37.364
5	1	3:05.874	43.181	1:16.107	1:06.586	13	1	2:00.099	37.965	44.714	37.420
6	1	2:06.859	39.974	48.378	38.507	14	1	1:58.669	37.398	43.635	37.636
7	1	2:02.082	38.693	45.642	37.747	15	1	2:00.080	37.022	44.739	38.319
8	1	1:58.865	38.326	43.472	37.067						

10 Sascha Derr (DEU) (Ford Fiesta)						Theoretische Bestzeit: 1:52.762					
Lap	D	Time	S1	S2	S3	Lap	D	Time	S1	S2	S3
1	1	2:05.568	45.804	43.935	35.829	9	1	1:53.201	35.758	41.592	35.851
2	1	1:54.395	35.902	42.555	35.938	10	1	1:53.793	35.876	42.018	35.899
3	1	1:54.045	35.976	42.375	35.694	11	1	1:53.612	35.536	41.980	36.096
4	1	1:59.951	37.188	42.393	40.370	12	1	1:54.325	35.835	42.678	35.812
5	1	3:26.789	55.963	1:23.993	1:06.833	13	1	1:53.679	35.552	42.110	36.017
6	1	2:00.634	40.034	43.840	36.760	14	1	1:53.397	35.527	41.858	36.012
7	1	1:58.760	36.623	42.744	39.393	15	1	1:57.719	36.337	45.739	35.643
8	1	1:53.132	35.614	41.721	35.797						

20 Christoph Eicker (DEU) (Renault Clio RS III)						Theoretische Bestzeit: 1:48.790					
Lap	D	Time	S1	S2	S3	Lap	D	Time	S1	S2	S3
1	1	2:01.967	42.970	43.724	35.273	9	1	1:50.162	35.107	40.415	34.640
2	1	1:51.771	36.041	40.868	34.862	10	1	1:48.861	34.601	40.006	34.254
3	1	1:50.141	35.318	40.473	34.350	11	1	1:49.190	34.790	39.946	34.454
4	1	1:51.043	35.570	40.769	34.704	12	1	1:49.236	34.794	39.935	34.507
5	1	3:41.472	1:11.237	1:24.370	1:05.865	13	1	1:50.280	34.938	40.766	34.576
6	1	1:57.269	38.961	42.615	35.693	14	1	1:50.656	35.224	40.814	34.618
7	1	2:02.734	36.112	42.659	43.963	15	1	1:49.195	34.666	40.063	34.466
8	1	1:51.499	35.223	40.563	35.713	16	1	1:50.581	34.802	41.026	34.753

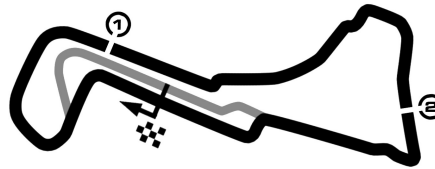
21 Heinz Sinzig (DEU) (Renault Clio 3)						Theoretische Bestzeit: 1:50.576					
Lap	D	Time	S1	S2	S3	Lap	D	Time	S1	S2	S3
1	1	2:03.617	43.685	44.516	35.416	9	1	1:51.880	35.561	41.233	35.086
2	1	1:52.970	35.962	41.288	35.720	10	1	1:51.613	35.184	41.089	35.340
3	1	1:51.549	34.887	41.261	35.401	11	1	1:51.385	35.133	40.603	35.649
4	1	1:53.574	35.700	41.215	36.659	12	1	1:51.533	34.946	41.219	35.368
5	1	3:38.328	1:07.051	1:24.185	1:07.092	13	1	1:51.680	35.174	41.168	35.338
6	1	1:57.818	39.011	43.405	35.402	14	1	1:51.307	35.044	40.666	35.597

H. ESSERS Belgian Truck Grand Prix

Circuit Zolder, length 4000 m

10. - 12. September 2021

Cup- und Tourenwagen-Trophy



Lap Analysis race 2, 12.09.2021

-Reg.No.: C-Z-BTGP-SUP-028

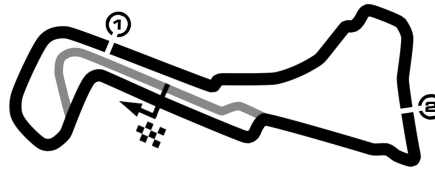
Lap	D	Time	S1	S2	S3	Lap	D	Time	S1	S2	S3
7	1	2:00.756	35.448	42.821	42.487	15	1	1:51.178	35.095	40.658	35.425
8	1	1:51.784	35.073	41.013	35.698	16	1	1:51.694	35.360	40.814	35.520

H. ESSERS Belgian Truck Grand Prix

Circuit Zolder, length 4000 m

10. - 12. September 2021

Cup- und Tourenwagen-Trophy



Lap Analysis race 2, 12.09.2021

-Reg.No.: C-Z-BTGP-SUP-028

22 Rudolf Brandl (DEU) Sebastian Brandl (Renault Clio 3 RS)						Theoretische Bestzeit: 1:48.290					
Lap	D	Time	S1	S2	S3	Lap	D	Time	S1	S2	S3
1	1	1:58.910	42.007	42.201	34.702	9	1	1:50.597	34.734	41.421	34.442
2	1	1:51.574	35.214	40.786	35.574	10	1	1:48.969	34.584	39.910	34.475
3	1	1:50.915	34.787	41.012	35.116	11	1	1:49.759	34.893	40.134	34.732
4	1	5:44.606	3:43.401	55.117	1:06.088	12	1	1:48.433	34.022	39.826	34.585
5	1	2:07.340	40.895	46.819	39.626	13	1	1:48.880	34.457	39.851	34.572
6	1	2:00.315	38.277	45.193	36.845	14	1	1:49.404	34.441	39.911	35.052
7	1	1:52.470	36.720	40.875	34.875	15	1	1:51.541	35.102	41.044	35.395
8	1	1:49.328	34.675	40.008	34.645						

23 Max Kainzinger (DEU) (VW Polo)						Theoretische Bestzeit: 1:58.148					
Lap	D	Time	S1	S2	S3	Lap	D	Time	S1	S2	S3
1	1	2:09.641	47.707	44.345	37.589	9	1	1:58.567	38.226	43.075	37.266
2	1	1:59.854	38.346	43.909	37.599	10	1	1:58.417	37.847	43.229	37.341
3	1	2:00.513	38.561	44.066	37.886	11	1	1:58.672	37.987	43.287	37.398
4	1	2:01.851	39.829	44.056	37.966	12	1	1:59.410	37.824	44.333	37.253
5	1	3:11.687	44.663	1:20.276	1:06.748	13	1	1:59.199	38.199	43.596	37.404
6	1	2:06.730	42.285	46.170	38.275	14	1	1:59.470	37.996	43.547	37.927
7	1	2:00.435	38.930	43.904	37.601	15	1	2:01.469	37.831	45.425	38.213
8	1	1:59.528	38.484	43.795	37.249						

26 Falk Lodzinski (DEU) (Renault Clio RS III)						Theoretische Bestzeit: 1:50.950					
Lap	D	Time	S1	S2	S3	Lap	D	Time	S1	S2	S3
1	1	2:03.532	43.329	44.074	36.129	9	1	1:51.413	34.824	41.232	35.357
2	1	1:52.500	35.459	41.566	35.475	10	1	1:52.017	35.001	41.219	35.797
3	1	1:51.713	34.917	41.357	35.439	11	1	1:51.617	34.663	41.438	35.516
4	1	1:52.985	35.183	41.790	36.012	12	1	1:51.648	34.711	41.490	35.447
5	1	3:37.953	1:06.946	1:24.357	1:06.650	13	1	1:51.473	34.898	41.213	35.362
6	1	1:58.328	38.162	43.308	36.858	14	1	1:51.357	35.037	40.930	35.390
7	1	2:00.958	35.742	42.387	42.829	15	1	1:51.339	34.846	41.025	35.468
8	1	1:51.764	34.990	41.359	35.415	16	1	1:51.703	35.104	41.111	35.488

30 Stephan Reuter (DEU) (Mini Cooper S 1.4)						Theoretische Bestzeit: 1:44.870					
Lap	D	Time	S1	S2	S3	Lap	D	Time	S1	S2	S3
1	1	1:55.055	40.467	40.638	33.950	9	1	1:46.495	33.712	39.202	33.581
2	1	1:48.231	33.901	40.106	34.224	10	1	1:45.739	33.413	38.928	33.398
3	1	1:46.367	33.649	39.201	33.517	11	1	1:45.812	33.492	38.801	33.519
4	1	1:47.426	34.210	39.247	33.969	12	1	1:45.495	33.602	38.661	33.232
5	1	2:02.942	38.292	44.906	39.744	13	1	1:45.392	33.397	38.241	33.754
6	1	3:19.544	1:05.921	1:16.486	57.137	14	1	1:55.887	36.842	43.409	35.636
7	1	2:32.484	50.815	56.694	44.975	15	1	1:51.393	35.126	41.336	34.931
8	1	1:47.569	33.836	39.935	33.798	16	1	1:51.509	34.248	40.738	36.523

42 Harald Tänzler (DEU) (BMW E46 WTC)						Theoretische Bestzeit: 1:40.846					
Lap	D	Time	S1	S2	S3	Lap	D	Time	S1	S2	S3
1	1	1:48.945	37.207	39.311	32.427	9	1	1:41.975	32.495	37.810	31.670
2	1	1:42.569	32.238	38.166	32.165	10	1	1:41.248	31.940	37.580	31.728
3	1	1:43.647	33.663	38.080	31.904	11	1	1:41.256	31.851	37.466	31.939
4	1	1:43.671	33.220	38.388	32.063	12	1	1:41.262	31.872	37.504	31.886
5	1	2:10.901	33.410	53.978	43.513	13	1	1:43.959	32.042	39.985	31.932
6	1	3:24.398	1:10.175	1:17.258	56.965	14	1	1:41.182	31.818	37.358	32.006
7	1	2:33.224	51.923	56.631	44.670	15	1	1:42.109	31.850	38.372	31.887
8	1	1:41.980	32.471	37.749	31.760	16	1	1:41.780	32.064	37.768	31.948

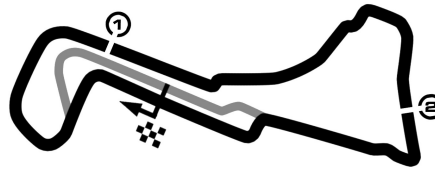
44 Peter Röllinghoff (DEU) (BMW M3 E 46 GTR)						Theoretische Bestzeit: 1:44.942					
Lap	D	Time	S1	S2	S3	Lap	D	Time	S1	S2	S3
1	1	1:56.421	41.433	40.841	34.147	9	1	1:46.658	33.775	39.433	33.450
2	1	1:47.359	34.345	39.620	33.394	10	1	1:45.541	33.418	38.889	33.234
3	1	1:46.198	33.779	39.416	33.003	11	1	1:45.986	33.666	38.956	33.364
4	1	1:47.500	34.395	39.640	33.465	12	1	1:45.829	33.883	38.890	33.056
5	1	2:03.489	38.822	44.584	40.083	13	1	1:45.838	33.437	39.176	33.225
6	1	3:19.699	1:06.400	1:16.320	56.979	14	1	1:46.484	34.566	38.942	32.976

H. ESSERS Belgian Truck Grand Prix

Circuit Zolder, length 4000 m

10. - 12. September 2021

Cup- und Tourenwagen-Trophy



Lap Analysis race 2, 12.09.2021

-Reg.No.: C-Z-BTGP-SUP-028

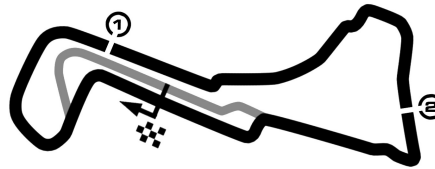
Lap	D	Time	S1	S2	S3	Lap	D	Time	S1	S2	S3
7	1	2:32.449	51.276	56.898	44.275	15	1	1:46.687	33.685	38.548	34.454
8	1	1:46.941	33.852	39.607	33.482	16	1	1:46.313	33.836	38.829	33.648

H. ESSERS Belgian Truck Grand Prix

Circuit Zolder, length 4000 m

10. - 12. September 2021

Cup- und Tourenwagen-Trophy



Lap Analysis race 2, 12.09.2021

-Reg.No.: C-Z-BTGP-SUP-028

54 Marius Barczak (DEU) (Volkswagen Scirocco CUP)						Theoretische Bestzeit: 1:41.215					
Lap	D	Time	S1	S2	S3	Lap	D	Time	S1	S2	S3
1	1	1:48.133	36.854	38.910	32.369	9	1	1:43.912	32.639	39.084	32.189
2	1	1:42.495	32.714	37.623	32.158	10	1	1:42.212	32.700	37.397	32.115
3	1	1:44.310	34.403	37.800	32.107	11	1	1:41.647	32.566	36.766	32.315
4	1	1:43.493	33.303	37.825	32.365	12	1	1:41.476	32.390	36.753	32.333
5	1	2:10.395	33.181	53.469	43.745	13	1	1:43.830	33.213	37.724	32.893
6	1	3:24.170	1:10.066	1:17.364	56.740	14	1	1:42.786	32.738	37.329	32.719
7	1	2:33.733	52.163	56.516	45.054	15	1	1:43.717	32.952	37.782	32.983
8	1	1:42.329	32.958	37.299	32.072	16	1	1:44.581	33.433	38.299	32.849

56 Rainer Stoffel (DEU) Phillip Müller (Mini Cooper R 56)						Theoretische Bestzeit: 1:46.702					
Lap	D	Time	S1	S2	S3	Lap	D	Time	S1	S2	S3
1	1	1:57.379	41.279	41.288	34.812	9	1	1:47.946	34.580	39.254	34.112
2	1	1:48.124	34.751	39.537	33.836	10	1	1:47.832	34.531	39.350	33.951
3	1	1:47.742	34.787	39.078	33.877	11	1	1:47.749	34.250	39.385	34.114
4	1	1:47.167	34.407	39.154	33.606	12	1	1:48.745	34.435	40.270	34.040
5	1	2:01.203	39.790	43.710	37.703	13	1	1:47.585	34.510	39.185	33.890
6	1	3:19.611	1:06.854	1:16.126	56.631	14	1	1:47.872	34.610	39.291	33.971
7	1	2:33.051	51.357	57.116	44.578	15	1	1:47.525	34.073	39.247	34.205
8	1	1:48.748	34.998	39.449	34.301	16	1	1:47.518	34.106	39.023	34.389

58 Michael Haager (DEU) (Audi A 3 Turbo)						Theoretische Bestzeit: 1:42.137					
Lap	D	Time	S1	S2	S3	Lap	D	Time	S1	S2	S3
1	1	1:51.754	38.906	40.344	32.504	9	1	1:44.128	33.111	38.757	32.260
2	1	1:44.316	32.997	39.158	32.161	10	1	1:44.458	33.484	38.472	32.502
3	1	1:43.130	32.810	38.272	32.048	11	1	1:43.770	33.058	38.035	32.677
4	1	1:43.712	33.018	38.463	32.231	12	1	1:43.256	33.072	37.955	32.229
5	1	2:09.324	34.122	53.223	41.979	13	1	1:42.843	32.944	37.723	32.176
6	1	3:24.188	1:10.575	1:16.562	57.051	14	1	1:43.455	33.055	38.400	32.000
7	1	2:32.777	51.730	56.291	44.756	15	1	1:43.368	32.935	38.145	32.288
8	1	1:44.184	33.539	38.370	32.275	16	1	1:42.582	32.587	38.168	31.827

60 Jesco Kaczmarek (DEU) (Audi TTS)						Theoretische Bestzeit: 1:40.879					
Lap	D	Time	S1	S2	S3	Lap	D	Time	S1	S2	S3
1	1	1:47.388	36.439	39.041	31.908	9	1	1:41.445	32.501	36.962	31.982
2	1	1:42.574	32.686	37.604	32.284	10	1	1:41.561	32.386	36.766	32.409
3	1	1:41.394	32.230	37.125	32.039	11	1	1:41.613	32.406	36.989	32.218
4	1	1:41.976	32.462	37.069	32.445	12	1	1:41.377	32.359	36.741	32.277
5	1	2:13.854	33.117	57.194	43.543	13	1	1:43.055	32.303	38.364	32.388
6	1	3:24.164	1:10.162	1:17.555	56.447	14	1	1:42.149	32.442	37.359	32.348
7	1	2:34.649	52.361	57.028	45.260	15	1	1:41.755	32.441	37.230	32.084
8	1	1:41.731	32.438	37.212	32.081	16	1	1:42.226	32.433	37.621	32.172

61 Pascal Birkenmaier (DEU) (VW Scirocco)						Theoretische Bestzeit: 1:43.822					
Lap	D	Time	S1	S2	S3	Lap	D	Time	S1	S2	S3
1	1	1:51.220	38.002	40.438	32.780	5	1	2:09.318	36.167	50.805	42.346
2	1	1:44.018	33.013	38.221	32.784	6	1	3:23.803	1:10.024	1:16.660	57.119
3	1	1:44.047	32.986	38.056	33.005	7	1	2:32.056	51.174	56.098	44.784
4	1	1:45.374	33.290	38.615	33.469						

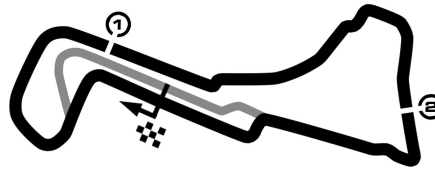
69 Günter Ullrich (DEU) (VW Golf GTI)						Theoretische Bestzeit: 1:45.981					
Lap	D	Time	S1	S2	S3	Lap	D	Time	S1	S2	S3
1	1	2:00.217	42.688	43.327	34.202	9	1	1:47.774	33.964	40.421	33.389
2	1	1:50.723	34.476	41.866	34.381	10	1	1:47.691	34.010	39.793	33.888
3	1	1:50.965	35.023	41.893	34.049	11	1	1:46.835	34.020	39.531	33.284
4	1	1:51.849	35.851	40.533	35.465	12	1	1:46.520	34.015	39.328	33.177
5	1	3:41.085	1:11.502	1:24.254	1:05.329	13	1	1:47.633	33.820	39.883	33.930
6	1	1:56.738	36.307	43.798	36.633	14	1	1:47.658	34.052	39.673	33.933
7	1	2:03.143	35.894	43.078	44.171	15	1	1:47.692	33.525	41.001	33.166
8	1	1:50.216	35.087	41.005	34.124	16	1	1:46.435	33.491	39.324	33.620

H. ESSERS Belgian Truck Grand Prix

Circuit Zolder, length 4000 m

10. - 12. September 2021

Cup- und Tourenwagen-Trophy



Lap Analysis race 2, 12.09.2021

-Reg.No.: C-Z-BTGP-SUP-028

75 Sven Schneider (DEU) (Renault Clio R.S.IV Cup)						Theoretische Bestzeit: 1:53.361					
Lap	D	Time	S1	S2	S3	Lap	D	Time	S1	S2	S3
1	1	2:07.336	46.484	43.734	37.118	9	1	1:54.444	36.362	42.347	35.735
2	1	1:56.721	37.353	43.641	35.727	10	1	1:55.606	36.463	43.244	35.899
3	1	1:55.154	36.600	42.577	35.977	11	1	1:53.715	36.058	41.632	36.025
4	1	1:59.372	37.240	44.388	37.744	12	1	1:55.399	36.619	42.626	36.154
5	1	3:24.419	53.164	1:23.977	1:07.278	13	1	1:54.534	36.036	42.383	36.115
6	1	2:02.976	40.302	44.866	37.808	14	1	1:56.807	36.350	43.694	36.763
7	1	1:58.592	37.318	43.181	38.093	15	1	1:56.126	36.899	43.250	35.977
8	1	1:54.358	36.867	41.798	35.693						

78 Jens Schmitt (DEU) (Renault Clio RS 3 Cup)						Theoretische Bestzeit: 1:49.427					
Lap	D	Time	S1	S2	S3	Lap	D	Time	S1	S2	S3
1	1	1:58.671	41.810	41.701	35.160	9	1	1:51.154	35.635	40.556	34.963
2	1	1:51.554	35.182	40.689	35.683	10	1	1:49.730	34.611	40.304	34.815
3	1	1:50.990	34.805	41.020	35.165	11	1	1:50.754	34.567	40.053	36.134
4	1	1:52.917	35.105	41.021	36.791	12	1	1:50.643	34.808	40.628	35.207
5	1	3:41.311	1:11.457	1:24.339	1:05.515	13	1	1:51.150	34.876	41.081	35.193
6	1	1:57.008	37.427	42.797	36.784	14	1	1:50.268	34.618	40.428	35.222
7	1	2:03.497	35.411	43.865	44.221	15	1	1:50.720	34.559	40.782	35.379
8	1	1:52.066	35.019	40.767	36.280	16	1	1:51.340	34.866	40.986	35.488

88 Uwe Claus (DEU) Markus Möller (BMW M 3)						Theoretische Bestzeit: 1:53.174					
Lap	D	Time	S1	S2	S3	Lap	D	Time	S1	S2	S3
1	1	2:10.091	48.243	45.254	36.594	5	1	3:24.054	53.206	1:23.653	1:07.195
2	1	1:55.664	37.958	42.206	35.500	6	1	2:02.816	40.855	44.698	37.263
3	1	1:54.389	36.242	42.360	35.787	7	1	2:14.338	37.298	43.376	
4	1	1:57.759	36.823	41.432	39.504						

167 Didier Dexters (BEL) Peter Sterken (BMW 325i E92)						Theoretische Bestzeit: 1:59.135					
Lap	D	Time	S1	S2	S3	Lap	D	Time	S1	S2	S3
1	1	2:14.846	50.142	45.935	38.769	9	1	1:59.263	37.179	44.220	37.864
2	1	2:02.298	38.595	45.134	38.569	10	1	2:00.458	37.752	44.384	38.322
3	1	2:01.778	38.631	44.852	38.295	11	1	2:00.592	37.927	44.263	38.402
4	1	2:02.896	38.996	45.415	38.485	12	1	2:03.037	38.072	45.744	39.221
5	1	3:03.474	41.226	1:15.572	1:06.676	13	1	2:03.662	37.573	46.355	39.734
6	1	2:07.461	41.254	46.601	39.606	14	1	2:00.885	37.866	45.113	37.906
7	1	2:02.449	38.440	45.447	38.562	15	1	1:59.722	37.210	44.220	38.292
8	1	1:59.591	37.485	44.092	38.014						

169 Marc Ullrich (DEU) (Porsche 996 GT3 Cup)						Theoretische Bestzeit: 1:40.477					
Lap	D	Time	S1	S2	S3	Lap	D	Time	S1	S2	S3
1	1	1:46.808	36.207	38.933	31.668	9	1	1:41.024	32.338	36.995	31.691
2	1	1:42.174	32.923	37.405	31.846	10	1	1:40.705	32.248	36.891	31.566
3	1	1:40.710	32.254	37.004	31.452	11	1	1:41.028	32.221	37.060	31.747
4	1	1:40.995	32.284	37.153	31.558	12	1	1:41.222	32.134	37.180	31.908
5	1	2:15.488	33.774	57.760	43.954	13	1	1:42.511	33.010	37.715	31.786
6	1	3:23.824	1:09.900	1:17.716	56.208	14	1	1:41.294	32.223	37.258	31.813
7	1	2:35.421	52.499	57.246	45.676	15	1	1:42.875	33.155	37.675	32.045
8	1	1:41.290	32.585	37.023	31.682	16	1	1:42.238	33.132	37.075	32.031

211 Marcus Gesell (DEU) (Seat Leon Supercopa MK2 GMS)						Theoretische Bestzeit: 1:42.068					
Lap	D	Time	S1	S2	S3	Lap	D	Time	S1	S2	S3
1	1	1:49.971	38.189	39.125	32.657	9	1	1:43.404	32.724	38.088	32.592
2	1	1:42.974	32.477	38.172	32.325	10	1	1:43.334	32.788	38.211	32.335
3	1	1:43.945	33.027	38.197	32.721	11	1	1:43.978	32.785	38.247	32.946
4	1	1:44.535	32.786	38.986	32.763	12	1	1:42.894	32.451	37.833	32.610
5	1	2:09.487	32.820	53.457	43.210	13	1	1:43.163	32.625	37.778	32.760
6	1	3:24.433	1:10.825	1:16.873	56.735	14	1	1:43.581	33.062	37.979	32.540
7	1	2:33.064	52.051	56.336	44.677	15	1	1:43.633	32.635	38.122	32.876
8	1	1:42.459	32.842	37.393	32.224	16	1	1:43.830	32.622	38.060	33.148