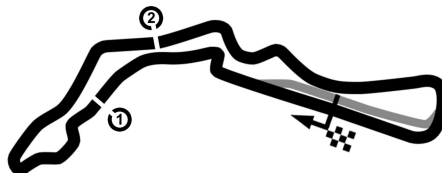


# CZECH TRUCK PRIX 2021

Autodrom Most, length 4212 m

27. - 29. August 2021

Nascar Whelen Euro Series Pro



## Lap Analysis timed practice, 28.08.2021

-Reg.No.: ZAO00321b

1 Michaela Dorcikova (SVK) (Ford Mustang)						Theoretische Bestzeit: 1:55.736					
Lap	D	Time	S1	S2	S3	Lap	D	Time	S1	S2	S3
1	1	3:20.941		52.816	56.379	8	1	1:58.342	29.598	40.729	48.015
2	1	2:05.495	31.212	44.164	50.119	9	1	1:56.940	28.832	40.197	47.911
3	1	2:01.206	29.792	42.065	49.349	10	1	1:56.335	28.813	39.896	47.626
4	1	2:00.158	29.675	41.864	48.619	11	1	2:16.407	29.378	48.300	58.729
5	1	1:59.738	29.509	41.594	48.635	12	1	<b>1:55.736</b>	<b>28.805</b>	<b>39.769</b>	<b>47.162</b>
6	1	2:20.572	29.531	42.123		13	1	2:56.929	35.739	57.838	
7	1	4:51.771	3:19.071	42.155	50.545						

2 Federico Monti (ITA) (EuroNASCAR FJ)						Theoretische Bestzeit: 1:58.898					
Lap	D	Time	S1	S2	S3	Lap	D	Time	S1	S2	S3
1	1	3:35.139		53.991	58.271	8	1	2:04.054	30.117	42.283	51.654
2	1	2:18.358	34.324	48.786	55.248	9	1	2:07.177	28.780	45.608	52.789
3	1	2:11.466	31.082	45.378	55.006	10	1	2:02.664	29.494	42.101	51.069
4	1	2:15.174	31.824	46.439	56.911	11	1	2:00.145	<b>28.710</b>	41.977	49.458
5	1	2:23.154	30.499	44.762		12	1	2:00.289	28.823	41.277	50.189
6	1	3:45.740	2:11.574	43.992	50.174	13	1	<b>1:59.478</b>	29.290	<b>41.261</b>	<b>48.927</b>
7	1	2:02.330	30.255	42.165	49.910						

3 Frederic Gabillon (FRA) (EuroNASCAR FJ)						Theoretische Bestzeit: 1:52.888					
Lap	D	Time	S1	S2	S3	Lap	D	Time	S1	S2	S3
1	1	2:48.561		50.474	53.998	8	1	1:54.353	28.529	39.281	46.543
2	1	2:04.895	31.182	43.633	50.080	9	1	1:54.534	28.379	39.341	46.814
3	1	1:58.337	29.407	41.035	47.895	10	1	1:54.415	<b>28.206</b>	39.219	46.990
4	1	1:56.960	29.127	40.428	47.405	11	1	1:54.192	28.475	38.946	46.771
5	1	2:06.366	33.844	44.747	47.775	12	1	<b>1:53.264</b>	28.262	<b>38.421</b>	46.581
6	1	2:11.751	28.465	41.430		13	1	1:53.310	28.263	38.751	46.296
7	1	5:06.262	3:37.755	39.989	48.518	14	1	1:53.631	28.291	39.079	<b>46.261</b>

5 Jacques Villeneuve (CAN) (EuroNASCAR FJ)						Theoretische Bestzeit: 1:51.776					
Lap	D	Time	S1	S2	S3	Lap	D	Time	S1	S2	S3
1	1	2:55.242		49.401	54.426	9	1	1:53.714	28.114	39.142	46.458
2	1	2:05.131	29.923	43.907	51.301	10	1	1:53.610	27.982	39.281	46.347
3	1	1:59.450	29.484	41.811	48.155	11	1	2:11.025	31.588	46.020	53.417
4	1	1:56.475	28.508	40.726	47.241	12	1	1:53.027	28.026	38.679	46.322
5	1	1:55.217	28.327	39.978	46.912	13	1	1:52.845	28.065	38.553	46.227
6	1	1:54.348	28.053	39.605	46.690	14	1	2:14.576	32.575	46.482	55.519
7	1	1:53.931	<b>27.868</b>	39.503	46.560	15	1	<b>1:52.000</b>	28.092	<b>38.180</b>	<b>45.728</b>
8	1	1:54.360	28.314	39.317	46.729						

7 Loris Hezemans (NLD) (Ford Mustang)						Theoretische Bestzeit: 1:51.145					
Lap	D	Time	S1	S2	S3	Lap	D	Time	S1	S2	S3
1	1	4:23.778		41.684	48.683	8	1	1:53.527	28.156	39.243	46.128
2	1	1:57.158	28.480	40.228	48.450	9	1	1:53.262	28.243	38.877	46.142
3	1	1:55.128	28.608	39.900	46.620	10	1	1:55.657	28.322	38.536	48.799
4	1	1:54.697	28.288	39.791	46.618	11	1	1:52.620	28.128	38.425	46.067
5	1	1:54.333	<b>28.058</b>	39.789	46.486	12	1	1:52.039	28.242	38.129	45.668
6	1	2:09.177	28.351	39.599		13	1	1:55.956	28.308	39.302	48.346
7	1	4:23.554	2:56.725	39.641	47.188	14	1	<b>1:51.364</b>	28.277	<b>37.790</b>	<b>45.297</b>


8 Dario Caso (ITA) (Chevrolet Camaro)						Theoretische Bestzeit: 2:14.843					
Lap	D	Time	S1	S2	S3	Lap	D	Time	S1	S2	S3
1	1	5:44.497		50.280	<b>55.873</b>	7	1	1:55.902			
2	1	2:30.527	<b>32.752</b>	<b>46.218</b>		8	1	1:56.221			
3	1	7:02.408				9	1	1:54.502			
4	1	2:04.034				10	1	<b>1:53.618</b>			
5	1	1:57.329				11	1	1:55.649			
6	1	1:57.265									

# CZECH TRUCK PRIX 2021

Autodrom Most, length 4212 m

27. - 29. August 2021

Nascar Whelen Euro Series Pro



## Lap Analysis timed practice, 28.08.2021

-Reg.No.: ZAO00321b

10 Ulysse Delsaux (FRA) (Chevrolet Camaro)						Theoretische Bestzeit: 1:52.752					
Lap	D	Time	S1	S2	S3	Lap	D	Time	S1	S2	S3
1	1	2:57.214		48.454	55.132	8	1	1:55.367	28.570	39.726	47.071
2	1	2:04.335	31.282	43.161	49.892	9	1	1:55.191	28.566	39.434	47.191
3	1	2:00.611	29.857	41.475	49.279	10	1	2:14.353	29.900	40.857	
4	1	1:58.581	29.432	41.038	48.111	11	1	4:27.483	2:59.280	41.250	46.953
5	1	1:57.135	29.065	40.534	47.536	12	1	1:53.900	28.645	38.918	46.337
6	1	1:56.454	28.644	40.453	47.357	13	1	1:53.088	28.432	38.637	46.019
7	1	1:55.403	28.795	39.694	46.914	14	1	<b>1:52.752</b>	<b>28.257</b>	<b>38.559</b>	<b>45.936</b>

12 Francesco Sini (ITA) (Chevrolet Camaro)						Theoretische Bestzeit: 1:53.536					
Lap	D	Time	S1	S2	S3	Lap	D	Time	S1	S2	S3
1	1	2:18.049		43.081	48.905	8	1	2:06.526	28.930	39.473	
2	1	1:58.573	30.055	41.019	47.499	9	1	3:05.041	1:37.811	40.027	47.203
3	1	2:17.843	33.722	40.693		10	1	1:54.205	28.632	38.865	46.708
4	1	6:38.808	5:01.060	47.116	50.632	11	1	1:54.090	28.666	38.476	46.948
5	1	1:58.774	30.551	40.706	47.517	12	1	1:54.014	28.562	<b>38.467</b>	46.985
6	1	1:56.208	29.225	39.806	47.177	13	1	<b>1:53.798</b>	<b>28.512</b>	38.729	<b>46.557</b>
7	1	1:56.020	29.346	39.678	46.996						

17 Bernardo Manfre (ITA) (Shadow DNM8)						Theoretische Bestzeit: 1:56.505					
Lap	D	Time	S1	S2	S3	Lap	D	Time	S1	S2	S3
1	1	3:00.767		49.685	54.335	8	1	5:21.375	3:49.037	42.942	49.396
2	1	2:07.822	32.095	44.808	50.919	9	1	1:59.462	29.647	41.431	48.384
3	1	2:04.274	30.656	43.582	50.036	10	1	1:58.244	29.191	40.908	48.145
4	1	2:02.226	30.052	43.009	49.165	11	1	1:57.878	<b>29.174</b>	40.737	47.967
5	1	2:01.508	29.998	42.409	49.101	12	1	1:58.315	29.221	40.603	48.491
6	1	2:07.399	29.543	41.691	56.165	13	1	<b>1:56.555</b>	29.224	<b>40.169</b>	<b>47.162</b>
7	1	2:15.754	30.779	42.462							

18 Giorgio Maggi (CHE) (Ford Mustang)						Theoretische Bestzeit: 1:52.485					
Lap	D	Time	S1	S2	S3	Lap	D	Time	S1	S2	S3
1	1	3:07.702		54.359	50.314	8	1	1:53.948	27.941	39.192	46.815
2	1	1:57.436	28.691	41.155	47.590	9	1	1:53.657	<b>27.872</b>	39.255	46.530
3	1	1:55.458	28.323	40.303	46.832	10	1	1:53.759	27.947	38.897	46.915
4	1	2:09.363	28.160	46.088	55.115	11	1	1:55.920	28.803	39.438	47.679
5	1	1:54.657	28.378	39.622	46.657	12	1	1:59.165	28.255	39.734	51.176
6	1	2:07.746	28.610	39.999		13	1	2:06.873	31.904	47.847	47.122
7	1	3:17.083	1:45.577	44.542	46.964	14	1	<b>1:53.025</b>	28.412	<b>38.574</b>	<b>46.039</b>

22 Nicolo Rocca (ITA) (Chevrolet Camaro)						Theoretische Bestzeit: 1:53.599					
Lap	D	Time	S1	S2	S3	Lap	D	Time	S1	S2	S3
1	1	2:22.221		44.308	50.521	8	1	2:11.867	29.447	41.131	
2	1	1:59.855	30.276	41.092	48.487	9	1	4:26.945	2:52.322	47.147	47.476
3	1	1:57.939	29.067	40.214	48.658	10	1	1:54.543	<b>28.064</b>	39.013	47.466
4	1	1:55.770	28.506	39.856	47.408	11	1	<b>1:53.665</b>	28.130	<b>38.881</b>	<b>46.654</b>
5	1	2:01.580	31.253	42.106	48.221	12	1	1:54.170	28.164	39.231	46.775
6	1	1:55.744	28.660	39.722	47.362	13	1	1:56.341	29.030	39.504	47.807
7	1	1:55.434	28.384	39.705	47.345	14	1	2:42.219	37.295	49.965	


23 Henri Tuomaala (FIN) (Chevrolet Camaro)						Theoretische Bestzeit: 1:54.637					
Lap	D	Time	S1	S2	S3	Lap	D	Time	S1	S2	S3
1	1	2:58.967		50.507	53.963	9	1	1:58.020	29.258	41.421	47.341
2	1	2:02.880	30.874	42.719	49.287	10	1	1:55.327	28.452	39.934	<b>46.941</b>
3	1	2:02.471	30.600	42.426	49.445	11	1	2:04.641	28.353	39.947	56.341
4	1	1:57.532	29.172	40.710	47.650	12	1	<b>1:54.777</b>	28.352	<b>39.383</b>	47.042
5	1	1:56.593	29.262	40.349	46.982	13	1	1:57.612	28.508	39.539	49.565
6	1	1:59.319	28.909	40.430	49.980	14	1	1:55.017	<b>28.313</b>	39.594	47.110
7	1	1:55.954	28.596	40.320	47.038	15	1	2:29.336	31.508	45.875	
8	1	1:55.525	28.395	40.185	46.945						

# CZECH TRUCK PRIX 2021

Autodrom Most, length 4212 m

27. - 29. August 2021

Nascar Whelen Euro Series Pro



## Lap Analysis timed practice, 28.08.2021

-Reg.No.: ZAO00321b

### 44 Ian Eric Waden (FIN) (Chevrolet Camaro)

Theoretische Bestzeit: 1:56.059

Lap	D	Time	S1	S2	S3	Lap	D	Time	S1	S2	S3
1	1	3:01.443		49.927	54.104	6	1	2:00.698	29.218	42.644	48.836
2	1	2:11.715	32.154	46.080	53.481	7	1	1:57.915	29.015	40.617	48.283
3	1	2:00.195	29.070	41.183	49.942	8	1	1:56.676	29.015	40.190	<b>47.471</b>
4	1	2:15.833	32.796	46.523	56.514	9	1	<b>1:56.611</b>	28.963	<b>39.888</b>	47.760
5	1	1:59.426	30.077	40.978	48.371	10	1	2:18.431	<b>28.700</b>	40.669	

### 46 Romain Iannetta (FRA) (Chevrolet Camaro)

Theoretische Bestzeit: 1:52.448

Lap	D	Time	S1	S2	S3	Lap	D	Time	S1	S2	S3
1	1	2:10.668		41.774	48.586	9	1	2:05.337	28.445	39.387	
2	1	1:57.119	29.637	40.531	46.951	10	1	3:35.307	2:03.334	41.348	50.625
3	1	1:55.151	28.434	40.007	46.710	11	1	1:53.335	28.389	38.917	46.029
4	1	1:54.743	28.533	39.195	47.015	12	1	1:53.619	28.589	39.041	45.989
5	1	1:54.844	28.578	39.670	46.596	13	1	1:53.023	28.431	<b>38.678</b>	45.914
6	1	1:54.629	28.839	39.387	46.403	14	1	1:57.538	28.346	38.996	50.196
7	1	1:54.254	28.443	39.461	46.350	15	1	<b>1:52.546</b>	<b>28.204</b>	38.776	<b>45.566</b>
8	1	2:01.728	29.015	43.530	49.183						

### 48 Yevgen Sokolovskiy (UKR) (Chevrolet Camaro)

Theoretische Bestzeit: 1:54.381

Lap	D	Time	S1	S2	S3	Lap	D	Time	S1	S2	S3
1	1	2:24.184		47.190	53.010	9	1	1:57.312	28.789	40.505	48.018
2	1	2:05.483	31.416	43.664	50.403	10	1	1:57.320	28.912	40.403	48.005
3	1	2:00.706	30.005	41.996	48.705	11	1	1:56.411	28.510	40.386	47.515
4	1	1:58.902	29.374	41.202	48.326	12	1	2:15.096	30.687	41.839	
5	1	1:58.371	28.781	41.008	48.582	13	1	3:23.642	1:54.965	41.158	47.519
6	1	1:58.227	29.079	40.828	48.320	14	1	1:55.070	28.490	<b>39.679</b>	46.901
7	1	1:56.881	28.702	40.607	47.572	15	1	<b>1:54.486</b>	<b>28.277</b>	39.784	<b>46.425</b>
8	1	1:56.850	28.525	40.618	47.707						

### 50 Vittorio Ghirelli (ITA) (Ford Mustang)

Theoretische Bestzeit: 1:52.379

Lap	D	Time	S1	S2	S3	Lap	D	Time	S1	S2	S3
1	1	2:30.269		43.534	51.092	9	1	1:54.446	28.273	39.394	46.779
2	1	1:58.253	29.114	40.760	48.379	10	1	1:53.972	28.192	39.009	46.771
3	1	1:56.097	28.742	39.963	47.392	11	1	1:53.868	28.198	39.058	46.612
4	1	1:54.766	28.395	39.501	46.870	12	1	1:53.303	28.188	38.546	46.569
5	1	1:55.261	28.255	39.920	47.086	13	1	1:55.003	28.230	39.164	47.609
6	1	1:55.555	28.305	39.870	47.380	14	1	1:52.850	28.134	38.424	46.292
7	1	1:55.534	28.555	39.866	47.113	15	1	<b>1:52.400</b>	28.146	<b>38.159</b>	<b>46.095</b>
8	1	1:54.949	28.421	39.699	46.829	16	1	2:20.370	<b>28.125</b>	38.163	

### 54 Gianmarco Ercoli (ITA) (Chevrolet Camaro)

Theoretische Bestzeit: 1:52.861

Lap	D	Time	S1	S2	S3	Lap	D	Time	S1	S2	S3
1	1	2:55.406		47.703	52.622	8	1	4:46.042	3:19.139	40.206	46.697
2	1	2:02.730	30.986	42.827	48.917	9	1	1:54.440	28.182	39.660	46.598
3	1	1:57.712	29.199	41.005	47.508	10	1	1:54.243	28.053	39.398	46.792
4	1	1:56.241	28.757	40.455	47.029	11	1	2:09.494	28.107	40.299	
5	1	1:55.297	28.507	39.836	46.954	12	1	3:24.551	1:59.572	<b>38.948</b>	<b>46.031</b>
6	1	1:55.721	28.400	40.000	47.321	13	1	<b>1:53.469</b>	<b>27.882</b>	39.046	46.541
7	1	2:12.759	28.316	40.152							

### 64 Lucas Lasserre (FRA) (Ford Mustang)

Theoretische Bestzeit: 1:52.867


Lap	D	Time	S1	S2	S3	Lap	D	Time	S1	S2	S3
1	1	2:41.057		47.785	52.136	8	1	4:04.203	2:37.243	40.506	46.454
2	1	2:00.689	30.097	41.918	48.674	9	1	1:53.984	28.060	39.619	46.305
3	1	1:58.148	29.160	40.945	48.043	10	1	1:54.223	28.033	39.582	46.608
4	1	1:56.205	28.635	40.312	47.258	11	1	1:53.277	27.932	39.107	46.238
5	1	1:55.299	28.298	39.754	47.247	12	1	1:53.498	<b>27.712</b>	39.217	46.569
6	1	1:55.240	28.051	39.896	47.293	13	1	<b>1:53.124</b>	27.775	39.156	46.193
7	1	2:14.952	28.428	40.470		14	1	1:53.323	28.168	<b>38.966</b>	<b>46.189</b>

# CZECH TRUCK PRIX 2021

Autodrom Most, length 4212 m

27. - 29. August 2021

Nascar Whelen Euro Series Pro



## Lap Analysis timed practice, 28.08.2021

-Reg.No.: ZAO00321b

### 66 Patrick Lemarie (FRA) (Chevrolet Camaro)

Theoretische Bestzeit: 1:53.867

Lap	D	Time	S1	S2	S3	Lap	D	Time	S1	S2	S3
1	1	3:13.960		54.719	53.570	8	1	1:55.561	28.510	39.851	47.200
2	1	2:02.378	30.865	42.348	49.165	9	1	1:55.111	28.475	39.623	47.013
3	1	1:58.119	29.203	41.155	47.761	10	1	1:54.739	<b>28.285</b>	39.255	47.199
4	1	1:58.267	29.509	41.064	47.694	11	1	1:59.820	28.375	41.830	49.615
5	1	1:56.534	28.887	40.246	47.401	12	1	<b>1:54.020</b>	28.287	39.257	46.476
6	1	2:16.435	28.763	41.807		13	1	1:54.085	28.503	<b>39.202</b>	<b>46.380</b>
7	1	4:22.302	2:54.321	40.443	47.538	14	1	1:54.429	28.357	39.433	46.639

### 69 Sebastiaan Bleekemolen (NLD) (Ford Mustang)

Theoretische Bestzeit: 1:52.263

Lap	D	Time	S1	S2	S3	Lap	D	Time	S1	S2	S3
1	1	2:13.355		40.839	50.754	8	1	1:53.960	28.513	39.110	46.337
2	1	1:55.101	28.724	39.931	46.446	9	1	2:10.656	32.250	47.782	50.624
3	1	2:07.747	28.700	47.883	51.164	10	1	1:53.936	28.894	38.684	46.358
4	1	1:55.158	28.484	39.751	46.923	11	1	1:53.231	28.399	<b>38.637</b>	46.195
5	1	2:14.351	28.786	39.840		12	1	2:13.823	31.672	42.028	
6	1	3:12.109	1:39.729	42.569	49.811	13	1	3:15.928	1:49.789	39.048	47.091
7	1	1:54.373	28.678	39.256	46.439	14	1	<b>1:52.283</b>	<b>28.206</b>	38.657	<b>45.420</b>

### 77 Marc Goossens (BEL) (Chevrolet Camaro)

Theoretische Bestzeit: 1:52.796

Lap	D	Time	S1	S2	S3	Lap	D	Time	S1	S2	S3
1	1	2:34.152		47.723	53.199	7	1	5:19.054	3:51.570	40.301	47.183
2	1	2:03.641	30.837	42.974	49.830	8	1	1:55.402	28.616	39.751	47.035
3	1	1:58.862	29.513	41.045	48.304	9	1	<b>1:55.345</b>	28.595	39.603	47.147
4	1	1:56.489	28.899	40.183	47.407	10	1	2:08.489	<b>28.537</b>	39.571	1:00.381
5	1	1:56.157	28.811	40.103	47.243	11	1	2:16.597	36.584	39.924	
6	1	2:15.484	28.646	40.187		12	1	4:34.784	3:10.525	<b>38.917</b>	<b>45.342</b>

### 88 Alon Day (ISR) (Chevrolet Camaro)

Theoretische Bestzeit:

Lap	D	Time	S1	S2	S3	Lap	D	Time	S1	S2	S3
1	1	2:26.923				8	1	1:54.155			
2	1	1:57.379				9	1	2:09.335			
3	1	1:59.143				10	1	6:04.812			
4	1	1:54.106				11	1	1:52.572			
5	1	1:55.965				12	1	<b>1:52.390</b>			
6	1	1:53.653				13	1	1:58.596			
7	1	1:54.062				14	1	1:53.044			

### 89 Davide Dallara (ITA) (Chevrolet Camaro)

Theoretische Bestzeit:

Lap	D	Time	S1	S2	S3	Lap	D	Time	S1	S2	S3
1	1	26:02.516		<b>56.831</b>							

### 90 Andrea Nori (ITA) (Chevrolet Camaro)

Theoretische Bestzeit: 1:52.273

Lap	D	Time	S1	S2	S3	Lap	D	Time	S1	S2	S3
1	1	2:15.626		42.200	50.508	7	1	1:54.813	<b>28.505</b>	39.573	46.735
2	1	1:57.294	29.188	40.676	47.430	8	1	2:09.118	28.915	39.371	
3	1	1:56.056	29.064	40.405	46.587	9	1	5:38.408	3:54.115	50.956	53.337
4	1	1:55.722	28.575	39.877	47.270	10	1	2:10.253	40.643	40.514	49.096
5	1	2:10.100	28.672	39.770		11	1	1:55.963	29.857	39.380	46.726
6	1	4:26.759	3:00.045	39.677	47.037	12	1	<b>1:53.065</b>	29.297	<b>38.462</b>	<b>45.306</b>