


# CZECH TRUCK PRIX 2021

Autodrom Most, length 4212 m

27. - 29. August 2021

Nascar Whelen Euro Series Pro



## Lap Analysis race 2, 29.08.2021

-Reg.No.: ZAO00321b

1 Michaela Dorcikova (SVK) (Ford Mustang)						Theoretische Bestzeit: 1:44.606					
Lap	D	Time	S1	S2	S3	Lap	D	Time	S1	S2	S3
1	1	2:04.169	35.736	39.928	48.505	10	1	1:45.476	26.975	36.602	41.899
2	1	3:13.377	42.887	1:08.253	1:22.237	11	1	1:45.533	26.985	36.829	41.719
3	1	3:16.255	52.379	1:03.605	1:20.271	12	1	1:46.437	27.579	37.036	41.822
4	1	2:52.257	51.397	1:05.159	55.701	13	1	1:46.585	27.853	36.528	42.204
5	1	1:49.515	29.315	37.359	42.841	14	1	1:45.142	27.186	36.353	41.603
6	1	1:46.567	27.216	37.024	42.327	15	1	1:45.682	27.301	36.231	42.150
7	1	1:45.889	27.140	37.017	41.732	16	1	<b>1:45.019</b>	<b>26.942</b>	36.325	41.752
8	1	1:46.099	27.590	36.571	41.938	17	1	1:45.291	27.141	<b>36.189</b>	41.961
9	1	1:45.057	27.106	36.476	<b>41.475</b>						

3 Frederic Gabillon (FRA) (EuroNASCAR FJ)						Theoretische Bestzeit: 1:42.400					
Lap	D	Time	S1	S2	S3	Lap	D	Time	S1	S2	S3
1	1	1:57.097	32.536	38.029	46.532	10	1	1:43.106	26.850	35.478	<b>40.778</b>
2	1	3:10.911	43.009	1:07.489	1:20.413	11	1	1:43.121	26.486	35.440	41.195
3	1	3:18.077	52.913	1:05.950	1:19.214	12	1	1:43.154	26.575	35.505	41.074
4	1	2:58.055	53.201	1:04.749	1:00.105	13	1	1:43.676	26.724	35.767	41.185
5	1	1:46.381	28.024	36.733	41.624	14	1	1:43.026	26.520	35.560	40.946
6	1	1:43.906	26.536	35.889	41.481	15	1	1:43.113	26.668	35.373	41.072
7	1	1:43.634	26.581	35.851	41.202	16	1	1:42.945	26.594	<b>35.224</b>	41.127
8	1	1:43.531	<b>26.398</b>	35.934	41.199	17	1	1:43.115	26.514	35.569	41.032
9	1	<b>1:42.727</b>	26.554	35.379	40.794						

5 Jacques Villeneuve (CAN) (EuroNASCAR FJ)						Theoretische Bestzeit: 1:41.833					
Lap	D	Time	S1	S2	S3	Lap	D	Time	S1	S2	S3
1	1	2:02.099	37.297	37.728	47.074	10	1	1:42.019	26.056	35.203	<b>40.760</b>
2	1	3:12.044	42.235	1:08.100	1:21.709	11	1	<b>1:41.964</b>	<b>26.007</b>	35.196	40.761
3	1	3:07.882	51.901	58.845	1:17.136	12	1	1:42.056	26.019	35.178	40.859
4	1	3:00.829	53.486	1:04.955	1:02.388	13	1	1:42.215	26.112	<b>35.066</b>	41.037
5	1	1:45.301	28.032	35.833	41.436	14	1	1:42.716	26.139	35.513	41.064
6	1	1:43.095	26.309	35.400	41.386	15	1	1:42.819	26.168	35.479	41.172
7	1	1:42.917	26.233	35.545	41.139	16	1	1:42.488	26.197	35.198	41.093
8	1	1:42.489	26.102	35.618	40.769	17	1	1:42.395	26.124	35.178	41.093
9	1	1:42.272	26.311	35.094	40.867						

7 Loris Hezemans (NLD) (Ford Mustang)						Theoretische Bestzeit: 1:41.539					
Lap	D	Time	S1	S2	S3	Lap	D	Time	S1	S2	S3
1	1	1:50.451	30.234	35.608	44.609	10	1	<b>1:41.721</b>	25.986	<b>35.070</b>	40.665
2	1	3:11.269	43.494	1:07.932	1:19.843	11	1	1:42.184	25.956	35.211	41.017
3	1	3:16.615	52.566	1:06.275	1:17.774	12	1	1:42.770	26.438	35.318	41.014
4	1	3:03.009	53.217	1:03.989	1:05.803	13	1	1:42.047	26.202	35.181	40.664
5	1	1:43.980	27.734	35.352	40.894	14	1	1:42.421	26.185	35.443	40.793
6	1	1:41.951	26.074	35.351	<b>40.526</b>	15	1	1:42.061	26.218	35.189	40.654
7	1	1:42.471	26.273	35.563	40.635	16	1	1:42.060	26.234	35.192	40.634
8	1	1:42.019	26.065	35.379	40.575	17	1	1:42.010	<b>25.943</b>	35.107	40.960
9	1	1:42.231	26.372	35.147	40.712						


8 Dario Caso (ITA) (Chevrolet Camaro)						Theoretische Bestzeit:					
Lap	D	Time	S1	S2	S3	Lap	D	Time	S1	S2	S3
1	1	2:02.742				7	1	1:46.242			
2	1	3:12.608				8	1	1:45.714			
3	1	3:16.377				9	1	1:44.471			
4	1	2:53.060				10	1	1:44.509			
5	1	1:47.369				11	1	<b>1:44.430</b>			
6	1	1:45.926									

# CZECH TRUCK PRIX 2021

Autodrom Most, length 4212 m

27. - 29. August 2021

Nascar Whelen Euro Series Pro



## Lap Analysis race 2, 29.08.2021

-Reg.No.: ZAO00321b

10 Ulysse Delsaux (FRA) (Chevrolet Camaro)						Theoretische Bestzeit: 1:42.706					
Lap	D	Time	S1	S2	S3	Lap	D	Time	S1	S2	S3
1	1	1:58.201	32.829	37.895	47.477	10	1	1:43.302	26.614	35.615	41.073
2	1	3:10.908	42.788	1:07.361	1:20.759	11	1	1:43.052	26.655	<b>35.207</b>	41.190
3	1	3:18.389	52.748	1:06.032	1:19.609	12	1	1:43.014	26.733	35.216	41.065
4	1	2:57.006	52.698	1:04.863	59.445	13	1	1:44.463	26.851	36.611	41.001
5	1	1:46.539	28.495	36.637	41.407	14	1	1:44.182	26.707	36.019	41.456
6	1	1:43.866	26.909	35.777	41.180	15	1	1:43.483	26.768	35.447	41.268
7	1	1:43.602	26.667	35.735	41.200	16	1	1:43.995	26.949	35.382	41.664
8	1	1:43.602	<b>26.597</b>	35.664	41.341	17	1	1:43.117	26.791	35.363	40.963
9	1	<b>1:42.811</b>	26.598	35.311	<b>40.902</b>						

12 Francesco Sini (ITA) (Chevrolet Camaro)						Theoretische Bestzeit: 1:42.763					
Lap	D	Time	S1	S2	S3	Lap	D	Time	S1	S2	S3
1	1	2:06.014	36.448	39.393	50.173	10	1	1:43.160	26.384	35.496	41.280
2	1	3:13.005	41.516	1:07.994	1:23.495	11	1	1:43.615	26.654	35.715	41.246
3	1	3:02.422	44.790	59.406	1:18.226	12	1	1:43.191	26.420	35.370	41.401
4	1	3:00.886	53.160	1:03.842	1:03.884	13	1	1:43.680	26.625	35.874	41.181
5	1	1:46.771	28.879	36.515	41.377	14	1	1:45.375	27.067	36.902	41.406
6	1	1:44.298	27.188	35.862	41.248	15	1	1:43.593	26.725	<b>35.303</b>	41.565
7	1	1:43.974	26.890	35.789	41.295	16	1	1:44.264	26.880	35.511	41.873
8	1	1:43.142	26.525	35.536	<b>41.081</b>	17	1	1:44.611	27.132	35.766	41.713
9	1	<b>1:43.035</b>	<b>26.379</b>	35.556	41.100						

18 Giorgio Maggi (CHE) (Ford Mustang)						Theoretische Bestzeit: 1:42.090					
Lap	D	Time	S1	S2	S3	Lap	D	Time	S1	S2	S3
1	1	1:55.612	31.994	37.424	46.194	10	1	<b>1:42.233</b>	26.093	35.353	40.787
2	1	3:10.565	42.315	1:07.902	1:20.348	11	1	1:42.730	26.233	35.616	40.881
3	1	3:17.847	52.555	1:05.877	1:19.415	12	1	1:42.819	26.380	35.571	40.868
4	1	2:59.579	53.502	1:05.150	1:00.927	13	1	1:43.473	26.497	36.062	40.914
5	1	1:45.630	27.971	36.307	41.352	14	1	1:42.831	26.391	35.508	40.932
6	1	1:43.421	26.566	35.425	41.430	15	1	1:42.878	26.478	35.526	40.874
7	1	1:42.878	26.451	35.568	40.859	16	1	1:44.503	26.686	35.900	41.917
8	1	1:42.413	<b>26.024</b>	35.582	40.807	17	1	1:44.138	26.954	35.795	41.389
9	1	1:42.478	26.412	<b>35.321</b>	<b>40.745</b>						

22 Nicolo Rocca (ITA) (Chevrolet Camaro)						Theoretische Bestzeit: 1:42.878					
Lap	D	Time	S1	S2	S3	Lap	D	Time	S1	S2	S3
1	1	2:00.132	33.561	38.174	48.397	10	1	1:43.816	<b>26.443</b>	35.735	41.638
2	1	3:11.450	42.660	1:08.084	1:20.706	11	1	1:44.506	26.792	35.896	41.818
3	1	3:18.012	52.483	1:05.894	1:19.635	12	1	1:45.118	26.989	36.119	42.010
4	1	2:55.538	53.348	1:04.967	57.223	13	1	1:47.726	27.017	38.198	42.511
5	1	1:47.330	28.655	36.756	41.919	14	1	1:45.045	26.771	36.157	42.117
6	1	<b>1:43.344</b>	26.909	<b>35.332</b>	<b>41.103</b>	15	1	1:44.661	26.658	35.963	42.040
7	1	1:43.520	26.866	35.525	41.129	16	1	1:44.943	26.898	36.014	42.031
8	1	1:44.018	26.636	35.951	41.431	17	1	1:44.991	26.952	35.985	42.054
9	1	1:43.644	26.637	35.708	41.299						

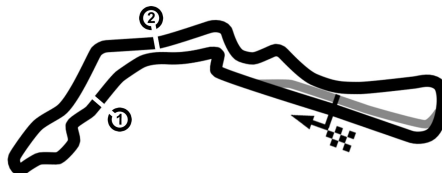
23 Henri Tuomaala (FIN) (Chevrolet Camaro)						Theoretische Bestzeit: 1:42.649					
Lap	D	Time	S1	S2	S3	Lap	D	Time	S1	S2	S3
1	1	1:59.182	33.042	38.043	48.097	10	1	<b>1:42.649</b>	<b>26.218</b>	<b>35.342</b>	<b>41.089</b>
2	1	3:11.655	42.766	1:08.068	1:20.821	11	1	1:44.549	26.998	36.201	41.350
3	1	3:17.902	52.253	1:06.086	1:19.563	12	1	1:42.894	26.369	35.410	41.115
4	1	2:56.268	53.261	1:05.248	57.759	13	1	1:43.407	26.360	35.767	41.280
5	1	1:47.262	28.562	36.831	41.869	14	1	1:43.926	26.250	36.200	41.476
6	1	1:43.158	26.284	35.667	41.207	15	1	1:43.699	26.724	35.554	41.421
7	1	1:43.538	26.421	35.741	41.376	16	1	1:44.103	26.768	35.433	41.902
8	1	1:43.394	26.347	35.792	41.255	17	1	1:45.371	26.951	35.955	42.465
9	1	1:43.497	26.537	35.646	41.314						

# CZECH TRUCK PRIX 2021

Autodrom Most, length 4212 m

27. - 29. August 2021

Nascar Whelen Euro Series Pro



## Lap Analysis race 2, 29.08.2021

-Reg.No.: ZAO00321b

### 46 Romain Iannetta (FRA) (Chevrolet Camaro)

Theoretische Bestzeit: 1:42.720

Lap	D	Time	S1	S2	S3	Lap	D	Time	S1	S2	S3
1	1	1:55.033	31.955	37.060	46.018	8	1	1:43.125	<b>26.081</b>	35.513	41.531
2	1	3:10.381	42.096	1:07.999	1:20.286	9	1	1:43.073	26.282	35.515	41.276
3	1	3:13.840	52.463	1:05.872	1:15.505	10	1	<b>1:42.957</b>	26.289	35.501	<b>41.167</b>
4	1	3:02.425	53.222	1:03.859	1:05.344	11	1	1:43.302	26.409	<b>35.472</b>	41.421
5	1	1:46.535	28.177	35.942	42.416	12	1	1:43.714	26.371	35.663	41.680
6	1	1:44.813	26.596	35.898	42.319	13	1	2:13.277	27.876	49.223	
7	1	1:44.041	26.913	35.807	41.321	14	1	2:37.379	1:00.415	38.002	

### 48 Yevgen Sokolovskiy (UKR) (Chevrolet Camaro)

Theoretische Bestzeit:

Lap	D	Time	S1	S2	S3	Lap	D	Time	S1	S2	S3
1	1	2:21.412				10	1	<b>1:44.235</b>			
2	1	2:51.087				11	1	1:44.963			
3	1	3:17.919				12	1	1:45.312			
4	1	2:55.173				13	1	1:46.159			
5	1	1:48.928				14	1	1:45.910			
6	1	1:46.954				15	1	1:46.048			
7	1	1:45.509				16	1	1:48.051			
8	1	1:45.519				17	1	1:46.465			
9	1	1:45.186									

### 50 Vittorio Ghirelli (ITA) (Ford Mustang)

Theoretische Bestzeit: 2:02.890

Lap	D	Time	S1	S2	S3	Lap	D	Time	S1	S2	S3
1	1	1:49.274	29.748	<b>35.457</b>	<b>44.069</b>	10	1	1:41.748			
2	1	3:10.866	<b>43.364</b>	1:07.820	1:19.682	11	1	<b>1:41.609</b>			
3	1	3:16.853	52.676	1:06.324	1:17.853	12	1	1:41.971			
4	1	3:03.799	52.985	1:04.126	1:06.688	13	1	1:41.912			
5	1	1:43.519				14	1	1:42.118			
6	1	1:41.949				15	1	1:42.191			
7	1	1:42.601				16	1	1:41.901			
8	1	1:41.930				17	1	1:42.637			
9	1	1:41.706									

### 54 Gianmarco Ercoli (ITA) (Chevrolet Camaro)

Theoretische Bestzeit: 1:42.403

Lap	D	Time	S1	S2	S3	Lap	D	Time	S1	S2	S3
1	1	1:56.198	32.315	37.558	46.325	10	1	1:43.016	26.551	35.353	41.112
2	1	3:11.043	42.716	1:07.867	1:20.460	11	1	1:45.706	28.560	35.953	41.193
3	1	3:17.663	52.602	1:05.735	1:19.326	12	1	<b>1:42.764</b>	26.488	<b>35.229</b>	<b>41.047</b>
4	1	2:58.908	53.439	1:04.787	1:00.682	13	1	1:53.369	26.590		1:26.779
5	1	1:46.212	28.053	36.643	41.516	14	1	1:46.571			
6	1	1:43.656	26.425	36.117	41.114	15	1	1:45.144			
7	1	1:43.985	26.794	35.917	41.274	16	1	1:45.103			
8	1	1:43.262	26.546	35.657	41.059	17	1	1:46.019			
9	1	1:42.955	<b>26.127</b>	35.665	41.163						

### 64 Lucas Lasserre (FRA) (Ford Mustang)

Theoretische Bestzeit: 1:41.954

Lap	D	Time	S1	S2	S3	Lap	D	Time	S1	S2	S3
1	1	1:52.640	31.437	37.136	44.067	10	1	<b>1:41.956</b>	26.000	<b>35.270</b>	<b>40.686</b>
2	1	3:11.969	43.606	1:08.191	1:20.172	11	1	1:42.836	26.071	35.834	40.931
3	1	3:18.432	52.403	1:06.193	1:19.836	12	1	1:43.101	26.242	35.538	41.321
4	1	3:00.290	53.512	1:05.665	1:01.113	13	1	1:43.242	<b>25.998</b>	36.193	41.051
5	1	1:46.349	28.252	36.672	41.425	14	1	1:42.682	26.110	35.623	40.949
6	1	1:43.431	26.323	35.613	41.495	15	1	1:42.866	26.257	35.678	40.931
7	1	1:43.039	26.195	35.700	41.144	16	1	1:43.005	26.293	35.629	41.083
8	1	1:42.554	26.090	35.532	40.932	17	1	1:42.759	26.238	35.292	41.229
9	1	1:42.305	26.018	35.319	40.968						

### 66 Patrick Lemarie (FRA) (Chevrolet Camaro)

Theoretische Bestzeit:

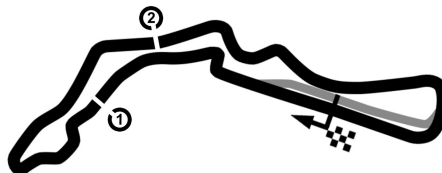
Lap	D	Time	S1	S2	S3	Lap	D	Time	S1	S2	S3
1	1	2:24.964	37.720	<b>40.672</b>							

# CZECH TRUCK PRIX 2021

Autodrom Most, length 4212 m

27. - 29. August 2021

Nascar Whelen Euro Series Pro



## Lap Analysis race 2, 29.08.2021

-Reg.No.: ZAO00321b

### 69 Sebastiaan Bleekemolen (NLD) (Ford Mustang)

Theoretische Bestzeit: 1:41.733

Lap	D	Time	S1	S2	S3	Lap	D	Time	S1	S2	S3
1	1	1:49.791	30.001	35.539	44.251	10	1	1:42.057	<b>25.976</b>	35.087	40.994
2	1	3:11.245	43.559	1:07.843	1:19.843	11	1	1:42.304	26.070	35.229	41.005
3	1	3:16.847	52.718	1:06.173	1:17.956	12	1	1:43.354	26.475	35.451	41.428
4	1	3:03.150	52.977	1:03.969	1:06.204	13	1	1:42.705	26.303	35.379	41.023
5	1	1:44.002	27.821	35.326	40.855	14	1	1:43.212	26.256	35.637	41.319
6	1	<b>1:41.817</b>	26.060	<b>35.030</b>	<b>40.727</b>	15	1	1:43.453	26.169	35.748	41.536
7	1	1:42.546	26.192	35.599	40.755	16	1	1:43.457	26.307	35.557	41.593
8	1	1:41.986	25.990	35.112	40.884	17	1	1:43.123	26.218	35.464	41.441
9	1	1:41.975	26.006	35.215	40.754						

### 77 Marc Goossens (BEL) (Chevrolet Camaro)

Theoretische Bestzeit: 1:43.282

Lap	D	Time	S1	S2	S3	Lap	D	Time	S1	S2	S3
1	1	2:48.616	39.214	55.910		10	1	1:43.710	26.767	35.565	41.378
2	1	2:55.747	1:36.341	36.981	42.425	11	1	1:44.002	26.638	35.580	41.784
3	1	2:50.762	28.617	1:01.649	1:20.496	12	1	1:43.689	26.579	35.734	41.376
4	1	2:51.872	51.048	1:04.871	55.953	13	1	1:45.065	26.852	36.165	42.048
5	1	1:48.095	28.526	37.373	42.196	14	1	1:44.877	27.170	35.943	41.764
6	1	<b>1:43.563</b>	26.715	35.588	<b>41.260</b>	15	1	1:44.290	26.615	35.760	41.915
7	1	1:45.000	26.666	36.680	41.654	16	1	1:44.770	26.698	36.060	42.012
8	1	1:45.074	<b>26.460</b>	36.809	41.805	17	1	1:44.956	27.153	35.845	41.958
9	1	1:43.919	26.897	<b>35.562</b>	41.460						

### 88 Alon Day (ISR) (Chevrolet Camaro)

Theoretische Bestzeit: 1:42.992

Lap	D	Time	S1	S2	S3	Lap	D	Time	S1	S2	S3
1	1	1:51.823	31.239	36.563	44.021	5	1	1:45.900	28.631	<b>35.414</b>	41.855
2	1	3:10.867	43.106	1:08.061	1:19.700	6	1	<b>1:43.027</b>	<b>26.320</b>	35.449	<b>41.258</b>
3	1	3:17.361	52.646	1:06.293	1:18.422	7	1	2:32.316	30.275	51.933	
4	1	3:02.005	53.401	1:03.938	1:04.666						

### 89 Davide Dallara (ITA) (Chevrolet Camaro)

Theoretische Bestzeit: 2:11.013

Lap	D	Time	S1	S2	S3	Lap	D	Time	S1	S2	S3
1	1	2:03.283	35.222	<b>37.919</b>	<b>50.142</b>	3	1	3:16.329	52.095	1:04.095	1:20.139
2	1	3:13.268	<b>42.952</b>	1:08.182	1:22.134	4	1	<b>2:53.537</b>	51.694	1:05.057	56.786