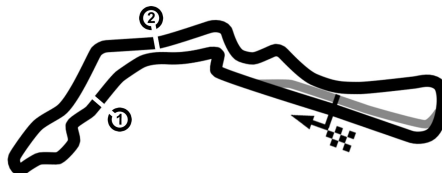


CZECH TRUCK PRIX 2021

Autodrom Most, length 4212 m

27. - 29. August 2021

Nascar Whelen Euro Series Pro



Lap Analysis free practice 1, 27.08.2021

-Reg.No.: ZAO00321b

1 Michaela Dorcikova (SVK) ()						Theoretische Bestzeit: 1:57.171					
Lap	D	Time	S1	S2	S3	Lap	D	Time	S1	S2	S3
1	1	4:37.289		1:00.685	1:00.118	8	1	2:02.964	30.541	42.282	50.141
2	1	2:28.284	34.054	49.412	1:04.818	9	1	2:01.069	29.832	42.249	48.988
3	1	3:07.393	47.267	55.706		10	1	2:00.246	29.962	41.798	48.486
4	1	2:51.415	1:07.257	52.178	51.980	11	1	1:58.967	29.470	41.369	48.128
5	1	2:07.768	32.342	45.656	49.770	12	1	1:57.171	29.194	40.862	47.115
6	1	2:05.543	31.154	43.120	51.269	13	1	1:59.658	30.601	40.966	48.091
7	1	2:20.747	30.264	43.963	1:06.520						

2 Federico Monti (ITA) (EuroNASCAR FJ)						Theoretische Bestzeit: 2:01.474					
Lap	D	Time	S1	S2	S3	Lap	D	Time	S1	S2	S3
1	1	7:20.923		52.670		4	1	2:06.355	29.783	44.632	51.940
2	1	5:44.300	4:06.218	45.852	52.230	5	1	2:06.690	30.507	46.242	49.941
3	1	2:08.998	35.101	44.336	49.561	6	1	2:38.925	29.300	42.613	

3 Frederic Gabillon (FRA) (EuroNASCAR FJ)						Theoretische Bestzeit: 1:53.381					
Lap	D	Time	S1	S2	S3	Lap	D	Time	S1	S2	S3
1	1	2:30.070		45.056	50.572	8	1	1:57.617	29.007	41.621	46.989
2	1	2:02.580	31.330	41.749	49.501	9	1	1:54.999	28.397	39.847	46.755
3	1	1:58.306	29.280	40.916	48.110	10	1	1:54.932	28.609	39.645	46.678
4	1	2:48.169	33.486	51.148		11	1	2:17.683	28.485	40.197	
5	1	3:35.446	2:04.704	43.510	47.232	12	1	4:14.474	2:45.938	41.148	47.388
6	1	1:55.878	28.576	40.524	46.778	13	1	1:53.841	28.857	39.487	45.497
7	1	1:59.559	28.545	41.261	49.753						

5 Jacques Villeneuve (CAN) (EuroNASCAR FJ)						Theoretische Bestzeit: 1:53.398					
Lap	D	Time	S1	S2	S3	Lap	D	Time	S1	S2	S3
1	1	9:36.904		55.138		6	1	1:55.608	28.491	40.428	46.689
2	1	7:42.163	6:02.129	46.917	53.117	7	1	1:54.640	28.038	40.351	46.251
3	1	2:03.564	30.487	43.794	49.283	8	1	1:54.458	28.429	39.764	46.265
4	1	2:00.966	29.559	43.029	48.378	9	1	1:53.477	28.117	39.688	45.672
5	1	1:56.925	29.061	40.959	46.905						

7 Loris Hezemans (NLD) (Ford Mustang)						Theoretische Bestzeit: 1:53.714					
Lap	D	Time	S1	S2	S3	Lap	D	Time	S1	S2	S3
1	1	3:32.741		44.783	48.363	7	1	1:55.231	28.561	39.879	46.791
2	1	2:01.300	31.611	42.342	47.347	8	1	1:56.493	29.581	40.106	46.806
3	1	2:25.898	29.031	40.507		9	1	1:55.008	28.441	39.850	46.717
4	1	4:51.155	3:21.262	42.850	47.043	10	1	2:12.783	28.570	40.024	
5	1	1:56.003	28.483	40.079	47.441	11	1	4:18.518	2:52.686	39.804	46.028
6	1	1:56.769	29.092	41.033	46.644	12	1	1:53.907	28.634	39.574	45.699

8 Dario Caso (ITA) (Chevrolet Camaro)						Theoretische Bestzeit: 1:56.078					
Lap	D	Time	S1	S2	S3	Lap	D	Time	S1	S2	S3
1	1	6:33.275		51.864	53.942	6	1	2:24.843	30.856	43.758	
2	1	2:50.655	34.672	49.657		7	1	5:33.248	4:01.385	43.332	48.531
3	1	3:16.443	1:39.290	47.121	50.032	8	1	2:00.321	30.554	42.597	47.170
4	1	2:04.216	31.999	43.249	48.968	9	1	1:57.047	29.951	40.891	46.205
5	1	2:09.207	30.814	44.503	53.890	10	1	1:56.225	29.632	40.241	46.352


10 Ulysse Delsaux (FRA) (Chevrolet Camaro)						Theoretische Bestzeit: 1:54.738					
Lap	D	Time	S1	S2	S3	Lap	D	Time	S1	S2	S3
1	1	8:49.654		1:08.850		7	1	1:55.277	28.673	39.990	46.614
2	1	4:18.642	2:47.062	43.064	48.516	8	1	1:57.492	28.613	41.267	47.612
3	1	2:00.298	30.497	42.455	47.346	9	1	1:58.111	31.104	40.596	46.411
4	1	1:58.048	29.961	40.831	47.256	10	1	1:55.549	28.981	40.010	46.558
5	1	1:56.409	29.089	40.338	46.982	11	1	1:55.436	29.002	39.714	46.720
6	1	1:56.550	29.378	40.363	46.809						

CZECH TRUCK PRIX 2021

Autodrom Most, length 4212 m

27. - 29. August 2021

Nascar Whelen Euro Series Pro



Lap Analysis free practice 1, 27.08.2021

-Reg.No.: ZAO00321b

12 Francesco Sini (ITA) (Chevrolet Camaro)						Theoretische Bestzeit: 1:53.354					
Lap	D	Time	S1	S2	S3	Lap	D	Time	S1	S2	S3
1	1	2:56.336		47.785	52.790	7	1	1:55.472	29.235	39.674	46.563
2	1	2:05.023	31.731	43.216	50.076	8	1	1:54.823	29.232	39.335	46.256
3	1	2:25.349	30.880	42.872		9	1	2:15.973	30.070	40.912	
4	1	4:48.705	3:18.877	41.843	47.985	10	1	4:07.158	2:38.990	41.460	46.708
5	1	1:58.688	30.476	40.950	47.262	11	1	1:54.230	29.247	39.447	45.536
6	1	1:55.811	29.182	40.015	46.614	12	1	1:53.354	29.137	38.984	45.233

17 Bernardo Manfre (ITA) (Shadow DNM8)						Theoretische Bestzeit: 1:58.104					
Lap	D	Time	S1	S2	S3	Lap	D	Time	S1	S2	S3
1	1	4:45.135		48.332	51.790	7	1	2:01.265	30.415	41.759	49.091
2	1	2:06.068	31.776	44.246	50.046	8	1	1:59.425	30.577	41.399	47.449
3	1	2:52.414	31.738	53.156		9	1	1:59.506	30.179	41.502	47.825
4	1	3:00.134	1:26.651	44.659	48.824	10	1	1:58.898	30.069	41.617	47.212
5	1	2:02.020	30.617	42.613	48.790	11	1	2:08.117	29.968	41.201	56.948
6	1	2:02.519	30.505	43.219	48.795	12	1	2:18.411	29.726	41.166	

18 Giorgio Maggi (CHE) (Ford Mustang)						Theoretische Bestzeit: 1:53.300					
Lap	D	Time	S1	S2	S3	Lap	D	Time	S1	S2	S3
1	1	3:00.341		44.826	49.483	7	1	2:12.250	28.209	40.666	
2	1	1:58.964	30.153	41.030	47.781	8	1	5:02.563	3:36.249	40.168	46.146
3	1	2:23.895	28.432	40.439		9	1	1:54.176	28.176	39.640	46.360
4	1	5:01.749	3:34.272	40.634	46.843	10	1	1:54.209	28.558	39.522	46.129
5	1	1:57.385	28.777	41.937	46.671	11	1	1:54.538	28.686	39.300	46.552
6	1	1:55.461	28.417	39.974	47.070	12	1	1:53.551	28.114	39.551	45.886

22 Nicolo Rocca (ITA) (Chevrolet Camaro)						Theoretische Bestzeit: 1:53.412					
Lap	D	Time	S1	S2	S3	Lap	D	Time	S1	S2	S3
1	1	3:09.265		44.669	51.574	6	1	1:54.764	28.214	39.396	47.154
2	1	1:58.427	30.265	40.935	47.227	7	1	1:53.657	28.363	39.135	46.159
3	1	2:21.168	28.787	39.929		8	1	1:53.889	28.138	39.503	46.248
4	1	5:12.142	3:42.354	42.931	46.857	9	1	1:53.842	28.168	39.417	46.257
5	1	1:54.178	28.602	39.115	46.461	10	1	2:10.016	28.138	39.571	

23 Henri Tuomaala (FIN) (Chevrolet Camaro)						Theoretische Bestzeit: 1:55.879					
Lap	D	Time	S1	S2	S3	Lap	D	Time	S1	S2	S3
1	1	3:02.743		48.717	52.626	6	1	1:56.423	29.432	40.362	46.629
2	1	2:04.957	31.582	43.194	50.181	7	1	1:56.308	29.068	40.271	46.969
3	1	2:30.514	32.085	41.659		8	1	1:56.349	29.150	40.659	46.540
4	1	8:54.993	7:23.492	42.827	48.674	9	1	2:25.146	31.529	45.366	
5	1	1:59.683	30.743	40.776	48.164						

44 Ian Eric Waden (FIN) (Chevrolet Camaro)						Theoretische Bestzeit: 1:58.429					
Lap	D	Time	S1	S2	S3	Lap	D	Time	S1	S2	S3
1	1	3:31.922		51.880	54.724	6	1	2:01.217	29.840	42.191	49.186
2	1	2:10.127	33.920	44.904	51.303	7	1	2:00.566	30.747	41.113	48.706
3	1	2:49.717	33.427	51.352		8	1	1:58.661	28.969	41.038	48.654
4	1	5:55.908	4:21.178	44.643	50.087	9	1	2:21.179	29.793	40.806	
5	1	2:03.862	30.629	43.543	49.690						

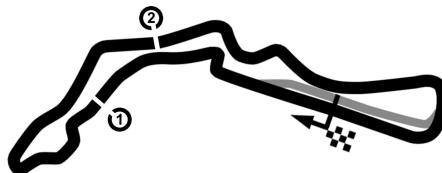
46 Romain Iannetta (FRA) ()						Theoretische Bestzeit: 1:53.281					
Lap	D	Time	S1	S2	S3	Lap	D	Time	S1	S2	S3
1	1	3:09.070		46.444	51.776	8	1	1:55.955	29.199	40.029	46.727
2	1	2:03.498	31.322	42.971	49.205	9	1	1:55.167	28.948	39.760	46.459
3	1	2:28.446	29.676	41.569		10	1	1:55.123	28.647	40.184	46.292
4	1	4:50.870	3:19.283	42.720	48.867	11	1	1:54.871	28.725	40.146	46.000
5	1	1:57.139	29.125	40.667	47.347	12	1	1:54.147	28.595	39.693	45.859
6	1	1:58.784	29.510	41.435	47.839	13	1	1:53.281	28.276	39.314	45.691
7	1	1:55.593	28.842	39.836	46.915	14	1	1:55.683	28.382	40.198	47.103

CZECH TRUCK PRIX 2021

Autodrom Most, length 4212 m

27. - 29. August 2021

Nascar Whelen Euro Series Pro



Lap Analysis free practice 1, 27.08.2021

-Reg.No.: ZAO00321b

48 Yevgen Sokolovskiy (UKR) (Chevrolet Camaro)						Theoretische Bestzeit: 1:56.360					
Lap	D	Time	S1	S2	S3	Lap	D	Time	S1	S2	S3
1	1	2:43.090		49.119	54.385	8	1	1:58.889	28.973	41.413	48.503
2	1	2:07.701	32.280	45.352	50.069	9	1	1:59.266	29.517	41.748	48.001
3	1	2:13.606	30.480	42.717	1:00.409	10	1	1:58.829	29.131	41.940	47.758
4	1	2:45.790	40.367	51.414		11	1	2:13.820	31.221	51.263	51.336
5	1	2:55.692	1:21.192	44.618	49.882	12	1	1:57.662	28.935	40.930	47.797
6	1	2:00.954	30.092	41.886	48.976	13	1	1:56.360	28.493	40.537	47.330
7	1	2:05.529	30.380	43.850	51.299	14	1	2:20.921	28.979	41.008	

50 Vittorio Ghirelli (ITA) (Ford Mustang)						Theoretische Bestzeit: 1:53.039					
Lap	D	Time	S1	S2	S3	Lap	D	Time	S1	S2	S3
1	1	2:46.207		45.179	49.152	8	1	1:55.261	28.485	39.686	47.090
2	1	2:00.721	29.605	43.243	47.873	9	1	1:54.391	28.228	39.579	46.584
3	1	2:23.109	29.956	42.173		10	1	1:54.833	28.437	39.836	46.560
4	1	6:21.278	4:48.510	41.520	51.248	11	1	2:15.327	34.046	51.478	49.803
5	1	1:56.699	28.905	40.592	47.202	12	1	1:53.671	28.395	39.394	45.882
6	1	1:55.063	28.437	39.937	46.689	13	1	1:53.349	28.385	39.209	45.755
7	1	1:56.583	28.075	41.566	46.942						

54 Gianmarco Ercoli (ITA) (Chevrolet Camaro)						Theoretische Bestzeit: 1:53.709					
Lap	D	Time	S1	S2	S3	Lap	D	Time	S1	S2	S3
1	1	2:37.691		43.261	48.800	7	1	1:54.622	28.337	39.772	46.513
2	1	1:59.442	29.274	42.190	47.978	8	1	1:54.830	28.325	39.681	46.824
3	1	1:56.211	28.853	40.832	46.526	9	1	2:13.234	28.510	39.594	
4	1	2:47.973	32.197	51.026		10	1	4:39.325	3:07.330	46.126	45.869
5	1	2:54.799	1:27.691	40.634	46.474	11	1	1:54.559	28.492	40.277	45.790
6	1	1:55.998	29.245	40.032	46.721	12	1	2:59.459	28.383	45.955	

64 Lucas Lasserre (FRA) (Ford Mustang)						Theoretische Bestzeit: 1:53.418					
Lap	D	Time	S1	S2	S3	Lap	D	Time	S1	S2	S3
1	1	5:00.931		46.197	50.867	5	1	1:55.059	29.224	39.432	46.403
2	1	2:32.294	30.774	43.654		6	1	1:54.229	28.833	39.491	45.905
3	1	10:42.833	9:12.175	42.468	48.190	7	1	1:53.558	28.671	39.105	45.782
4	1	1:56.361	29.668	40.044	46.649	8	1	2:12.264	28.531	39.617	

66 Patrick Lemarie (FRA) (Chevrolet Camaro)						Theoretische Bestzeit: 1:54.939					
Lap	D	Time	S1	S2	S3	Lap	D	Time	S1	S2	S3
1	1	5:39.415		49.418	52.527	7	1	1:58.831	29.592	41.821	47.418
2	1	2:46.194	32.661	45.630		8	1	1:56.208	28.959	40.488	46.761
3	1	4:57.836	3:23.321	44.602	49.913	9	1	1:56.043	28.781	40.475	46.787
4	1	2:01.580	30.357	42.235	48.988	10	1	1:55.756	28.685	40.437	46.634
5	1	1:59.840	29.270	42.657	47.913	11	1	1:56.658	29.661	40.446	46.551
6	1	1:58.380	29.112	41.415	47.853	12	1	1:54.939	28.465	40.409	46.065

69 Sebastiaan Bleekemolen (NLD) (Ford Mustang)						Theoretische Bestzeit: 1:53.822					
Lap	D	Time	S1	S2	S3	Lap	D	Time	S1	S2	S3
1	1	3:45.048		45.452	50.645	6	1	1:54.828	28.767	39.812	46.249
2	1	2:00.724	30.747	41.804	48.173	7	1	1:54.155	28.398	39.499	46.258
3	1	2:42.054	29.986	49.671		8	1	1:53.903	28.342	39.580	45.981
4	1	3:42.957	2:15.111	40.798	47.048	9	1	2:21.799	31.042	45.071	
5	1	1:55.407	28.771	40.024	46.612						

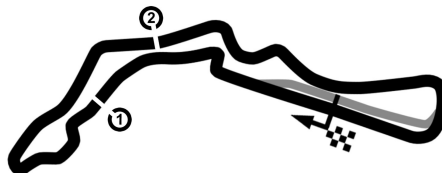
77 Marc Goossens (BEL) (Chevrolet Camaro)						Theoretische Bestzeit: 1:55.018					
Lap	D	Time	S1	S2	S3	Lap	D	Time	S1	S2	S3
1	1	5:27.895		45.806	51.577	6	1	1:58.420	28.718	41.477	48.225
2	1	2:29.007	30.873	42.747		7	1	1:56.317	29.056	39.956	47.305
3	1	4:59.262	3:27.978	43.520	47.764	8	1	1:55.286	28.418	39.942	46.926
4	1	1:56.387	28.823	40.453	47.111	9	1	1:55.167	28.538	39.674	46.955
5	1	1:58.155	28.655	40.382	49.118	10	1	2:13.417	29.133	39.813	

CZECH TRUCK PRIX 2021

Autodrom Most, length 4212 m

27. - 29. August 2021

Nascar Whelen Euro Series Pro



Lap Analysis free practice 1, 27.08.2021

-Reg.No.: ZAO00321b

88 Alon Day (ISR) (Chevrolet Camaro)

Theoretische Bestzeit: 1:52.140

Lap	D	Time	S1	S2	S3	Lap	D	Time	S1	S2	S3
1	1	4:43.980		44.981	48.525	7	1	1:53.871	28.425	39.463	45.983
2	1	1:57.290	28.823	41.378	47.089	8	1	2:12.578	27.826	40.593	
3	1	2:48.411	29.872	47.757		9	1	4:23.103	2:46.331	47.276	49.496
4	1	2:50.717	1:23.501	40.336	46.880	10	1	1:52.403	27.742	39.046	45.615
5	1	1:55.106	28.681	39.680	46.745	11	1	1:52.234	27.715	39.140	45.379
6	1	1:54.627	28.491	39.599	46.537	12	1	2:34.662	28.677	46.908	

89 Davide Dallara (ITA) (Chevrolet Camaro)

Theoretische Bestzeit: 1:54.421

Lap	D	Time	S1	S2	S3	Lap	D	Time	S1	S2	S3
1	1	2:40.492		43.782	50.196	8	1	2:14.296	28.812	41.112	
2	1	2:03.448	30.639	42.547	50.262	9	1	4:24.966	2:57.662	40.660	46.644
3	1	2:02.125	29.903	44.354	47.868	10	1	1:55.775	28.865	40.062	46.848
4	1	2:52.522	35.125	53.858		11	1	1:54.867	28.774	39.941	46.152
5	1	2:58.448	1:26.384	44.067	47.997	12	1	1:54.705	29.058	39.540	46.107
6	1	2:00.195	30.225	40.819	49.151	13	1	1:55.310	29.026	39.858	46.426
7	1	1:56.318	29.446	40.223	46.649						

90 Andrea Nori (ITA) (Chevrolet Camaro)

Theoretische Bestzeit: 1:54.095

Lap	D	Time	S1	S2	S3	Lap	D	Time	S1	S2	S3
1	1	2:37.547		45.390	49.475	8	1	1:55.727	29.006	39.964	46.757
2	1	2:00.484	30.624	41.944	47.916	9	1	1:55.144	28.879	39.671	46.594
3	1	1:57.359	29.402	40.837	47.120	10	1	1:55.916	29.408	40.099	46.409
4	1	2:50.629	35.112	47.778		11	1	2:09.960	29.225	39.640	
5	1	2:52.620	1:25.284	40.523	46.813	12	1	3:38.106	2:11.820	40.485	45.801
6	1	1:57.702	29.087	41.054	47.561	13	1	1:54.529	29.313	39.560	45.656
7	1	1:55.721	29.090	40.095	46.536	14	1	1:55.345	29.417	39.792	46.136