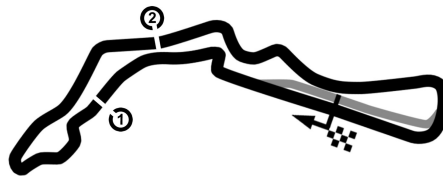


CZECH TRUCK PRIX 2021

Autodrom Most, length 4212 m

27. - 29. August 2021

Nascar Whelen Euro Series Club



Lap Analysis Run 3, 27.08.2021

-Reg.No.: ZAO00321b

1 Vladimiros Tziortzis (CYP) (Ford Mustang)						Theoretische Bestzeit: 1:56.112					
Lap	D	Time	S1	S2	S3	Lap	D	Time	S1	S2	S3
1	1	14:49.391		49.108	51.216	6	1	2:05.569	36.269	41.371	47.929
2	1	2:04.088	30.602	42.727	50.759	7	1	2:04.045	31.153	44.466	48.426
3	1	1:58.494	29.477	41.054	47.963	8	1	2:07.932	28.643	43.344	55.945
4	1	2:00.319	29.884	42.294	48.141	9	1	1:56.650	29.181	39.958	47.511
5	1	1:57.306	29.026	40.220	48.060						

2 Federico Monti (ITA) (EuroNASCAR FJ)						Theoretische Bestzeit: 2:02.936					
Lap	D	Time	S1	S2	S3	Lap	D	Time	S1	S2	S3
1	1	6:51.594		50.931	56.060	7	1	2:04.247	29.817	43.828	50.602
2	1	2:19.086	33.875	50.183	55.028	8	1	2:04.794	30.246	43.763	50.785
3	1	2:15.178	34.022	46.219	54.937	9	1	2:05.193	30.136	43.604	51.453
4	1	2:10.592	33.388	44.578	52.626	10	1	2:04.352	30.262	43.845	50.245
5	1	2:06.137	30.765	44.463	50.909	11	1	2:03.659	29.811	43.989	49.859
6	1	2:04.851	30.326	44.190	50.335	12	1	2:05.974	30.730	45.723	49.521

10 Jerome Mure (FRA) (Chevrolet Camaro)						Theoretische Bestzeit: 1:59.703					
Lap	D	Time	S1	S2	S3	Lap	D	Time	S1	S2	S3
1	1	2:15.000	22.142	54.111	58.747	8	1	2:13.083	32.186	47.730	53.167
2	1	2:32.068	35.770	56.526	59.772	9	1	2:12.438	32.434	46.092	53.912
3	1	2:24.653	35.793	50.474	58.386	10	1	2:12.267	32.567	46.149	53.551
4	1	2:22.813	35.642	49.719	57.452	11	1	2:17.837	34.236	50.023	53.578
5	1	2:14.996	33.859	47.201	53.936	12	1	2:09.948	31.514	45.404	53.030
6	1	2:16.564	33.415	47.538	55.611	13	1	2:10.495	31.658	46.680	52.157
7	1	2:15.958	35.339	46.609	54.010						

12 Alina Loibnegger (AUT) (Chevrolet Camaro)						Theoretische Bestzeit: 2:09.519					
Lap	D	Time	S1	S2	S3	Lap	D	Time	S1	S2	S3
1	1	6:37.185		57.204	59.891	7	1	2:10.352	32.686	44.841	52.825
2	1	2:26.678	36.390	50.538	59.750	8	1	2:18.233	34.430	47.815	55.988
3	1	2:21.535	35.121	49.416	56.998	9	1	2:16.159	34.634	48.041	53.484
4	1	2:16.032	34.471	46.763	54.798	10	1	2:10.316	32.104	45.638	52.574
5	1	2:31.037	33.313	47.374		11	1	2:27.279	32.447	45.971	
6	1	4:02.612	2:20.283	47.358	54.971						

17 Marcel Berndt (DEU) (Shadow DNM8)						Theoretische Bestzeit: 2:26.139					
Lap	D	Time	S1	S2	S3	Lap	D	Time	S1	S2	S3
1	1	2:35.000	43.394	53.227	58.379	7	1	2:30.610	39.046	53.041	58.523
2	1	2:46.161	42.744	56.492	1:06.925	8	1	2:38.016	41.086	54.150	1:02.780
3	1	2:38.333	42.124	48.880	1:07.329	9	1	2:35.380	40.995	52.765	1:01.620
4	1	2:34.954	44.620	51.501	58.833	10	1	2:33.413	39.270	51.315	1:02.828
5	1	2:40.048	40.448	50.886	1:08.714	11	1	2:38.610	44.210	52.285	1:02.115
6	1	2:30.733	41.977	50.543	58.213						

42 Francesco Garisto (ITA) (Shadow DNM8)						Theoretische Bestzeit: 1:55.516					
Lap	D	Time	S1	S2	S3	Lap	D	Time	S1	S2	S3
1	1	6:08.115		48.728	50.371	8	1	1:57.463	29.053	41.734	46.676
2	1	2:05.945	33.153	43.915	48.877	9	1	1:57.231	28.892	40.403	47.936
3	1	2:00.004	29.406	42.164	48.434	10	1	2:01.504	29.082	43.003	49.419
4	1	1:59.656	31.143	41.381	47.132	11	1	1:59.751	30.844	41.405	47.502
5	1	2:05.722	29.325	43.758	52.639	12	1	1:55.563	28.939	40.126	46.498
6	1	2:01.246	29.690	41.775	49.781	13	1	1:59.358	29.539	42.992	46.827
7	1	1:59.506	29.152	42.769	47.585						

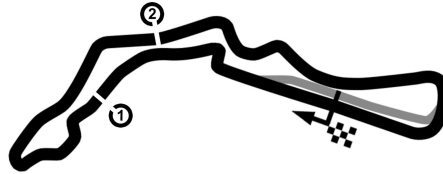
46 Andreas Kuchelbacher (AUT) (Chevrolet Camaro)						Theoretische Bestzeit: 2:18.125					
Lap	D	Time	S1	S2	S3	Lap	D	Time	S1	S2	S3
1	1	2:35.000	24.253	1:01.913	1:08.834	7	1	2:35.506	41.200	50.892	1:03.414
2	1	2:44.140	41.098	56.614	1:06.428	8	1	2:35.668	37.362	54.979	1:03.327
3	1	2:35.546	37.241	54.483	1:03.822	9	1	2:35.107	37.960	53.665	1:03.482
4	1	2:33.199	36.922	52.256	1:04.021	10	1	2:35.698	35.978	55.101	1:04.619
5	1	2:35.111	37.708	54.423	1:02.986	11	1	2:54.734	37.236	54.860	

CZECH TRUCK PRIX 2021

Autodrom Most, length 4212 m

27. - 29. August 2021

Nascar Whelen Euro Series Club



Lap Analysis Run 3, 27.08.2021

-Reg.No.: ZAO00321b

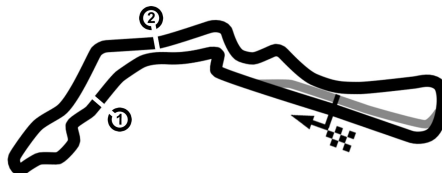
Lap	D	Time	S1	S2	S3	Lap	D	Time	S1	S2	S3
6	1	2:34.602	37.597	52.848	1:04.157						

CZECH TRUCK PRIX 2021

Autodrom Most, length 4212 m

27. - 29. August 2021

Nascar Whelen Euro Series Club



Lap Analysis Run 3, 27.08.2021

-Reg.No.: ZAO00321b

48 Gordon Barnes (GBR) (Chevrolet Camaro)

Theoretische Bestzeit: 2:01.749

Lap	D	Time	S1	S2	S3	Lap	D	Time	S1	S2	S3
1	1	2:18.000	21.582	56.329	1:00.089	7	1	2:17.702	33.093	49.388	55.221
2	1	2:20.597	35.876	48.288	56.433	8	1	2:17.564	33.934	49.005	54.625
3	1	2:18.010	35.075	47.189	55.746	9	1	2:17.986	35.496	46.955	55.535
4	1	2:18.650	35.143	47.170	56.337	10	1	2:17.761	33.901	48.473	55.387
5	1	2:17.918	36.043	46.241	55.634	11	1	2:17.792	33.175	49.364	55.253
6	1	2:18.056	35.616	48.020	54.420	12	1	2:17.540	33.114	50.500	53.926

64 Paul Jouffreau (FRA) (Ford Mustang)

Theoretische Bestzeit: 2:07.745

Lap	D	Time	S1	S2	S3	Lap	D	Time	S1	S2	S3
1	1	2:15.000	31.525	48.985	54.490	8	1	2:14.524	33.292	44.894	56.338
2	1	2:12.770	32.536	46.273	53.961	9	1	2:15.629	32.879	51.172	51.578
3	1	2:14.242	34.112	45.345	54.785	10	1	2:15.772	32.333	48.405	55.034
4	1	2:16.729	34.485	48.627	53.617	11	1	2:16.155	32.748	50.296	53.111
5	1	2:15.621	32.027	46.673	56.921	12	1	2:13.816	32.479	48.433	52.904
6	1	2:15.426	33.222	48.391	53.813	13	1	2:15.437	36.841	46.546	52.050
7	1	2:14.559	31.273	49.053	54.233						

89 Nicolò Gabossi (ITA) (Chevrolet Camaro)

Theoretische Bestzeit: 1:47.075

Lap	D	Time	S1	S2	S3	Lap	D	Time	S1	S2	S3
1	1	2:05.000	14.265	54.710	56.025	8	1	2:08.836	31.434	46.479	50.923
2	1	2:17.490	35.440	49.033	53.017	9	1	2:05.401	31.320	43.608	50.473
3	1	2:07.696	32.479	44.978	50.239	10	1	2:06.752	31.587	43.822	51.343
4	1	2:09.540	32.655	46.494	50.391	11	1	2:05.670	30.723	43.598	51.349
5	1	2:08.739	31.414	44.113	53.212	12	1	2:08.830	34.560	45.057	49.213
6	1	2:05.149	31.479	43.703	49.967	13	1	2:05.023	30.834	44.576	49.613
7	1	2:20.536	43.922	45.928	50.686	14	1	2:04.905	31.688	44.005	49.212

90 Simona Lenci (ITA) (Chevrolet Camaro)

Theoretische Bestzeit: 2:16.423

Lap	D	Time	S1	S2	S3	Lap	D	Time	S1	S2	S3
1	1	2:25.000	15.634	1:03.601	1:05.765	5	1	2:52.978	43.626	1:03.251	1:06.101
2	1	4:24.736	2:17.218	1:02.866	1:04.652	6	1	2:42.516	41.727	57.860	1:02.921
3	1	3:03.435	57.268	58.444	1:07.723	7	1	2:48.377	40.387	58.292	1:09.698
4	1	2:47.217	41.012	59.816	1:06.389	8	1	3:29.005	43.784	1:04.650	