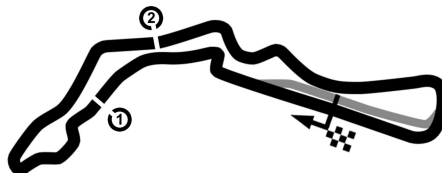


CZECH TRUCK PRIX 2021

Autodrom Most, length 4212 m

27. - 29. August 2021

Nascar Whelen Euro Series Club



Lap Analysis Run 2, 27.08.2021

-Reg.No.: ZAO00321b

1 Vladimiros Tziortzis (CYP) (Ford Mustang)

Theoretische Bestzeit: 1:42.952

Lap	D	Time	S1	S2	S3	Lap	D	Time	S1	S2	S3
1	1	3:00.072		44.440	48.859	9	1	1:50.037	26.726	39.669	43.642
2	1	1:50.565	27.226	36.873	46.466	10	1	1:57.480	28.246	39.349	49.885
3	1	1:54.015	28.068	43.253	42.694	11	1	1:43.775	26.713	35.510	41.552
4	1	1:47.602	27.013	36.736	43.853	12	1	1:55.129	26.920	40.132	48.077
5	1	1:46.583	26.569	35.688	44.326	13	1	1:50.555	27.146	38.494	44.915
6	1	1:44.739	26.603	36.420	41.716	14	1	1:49.526	26.622	36.345	46.559
7	1	1:44.986	27.700	35.906	41.380	15	1	1:43.359	26.577	35.284	41.498
8	1	1:46.971	26.432	35.724	44.815	16	1	1:42.952	26.391	35.267	41.294

2 Federico Monti (ITA) (EuroNASCAR FJ)

Theoretische Bestzeit: 1:54.197

Lap	D	Time	S1	S2	S3	Lap	D	Time	S1	S2	S3
1	1	3:37.488		48.835	52.236	9	1	1:58.057	28.141	41.940	47.976
2	1	2:02.171	29.844	42.781	49.546	10	1	1:56.842	28.610	39.706	48.526
3	1	2:00.254	28.457	42.549	49.248	11	1	2:00.021	31.458	41.298	47.265
4	1	1:58.106	28.616	40.835	48.655	12	1	1:57.657	29.044	41.097	47.516
5	1	1:58.345	28.636	40.984	48.725	13	1	1:58.636	30.619	41.124	46.893
6	1	1:57.969	29.199	40.084	48.686	14	1	1:58.072	28.291	40.709	49.072
7	1	1:58.354	29.477	42.527	46.350	15	1	1:59.179	29.827	42.008	47.344
8	1	1:58.893	28.194	44.168	46.531						

3 Frederic Gabillon (FRA) (EuroNASCAR FJ)

Theoretische Bestzeit: 1:43.266

Lap	D	Time	S1	S2	S3	Lap	D	Time	S1	S2	S3
1	1	3:06.382		45.528	49.766	8	1	2:12.321	30.278	40.446	
2	1	1:47.094	27.566	36.552	42.976	9	1	6:27.782	5:03.995	42.289	41.498
3	1	1:49.336	27.520	38.083	43.733	10	1	1:49.302	27.388	38.102	43.812
4	1	1:46.165	26.562	38.137	41.466	11	1	1:44.157	26.516	35.524	42.117
5	1	1:49.072	26.657	35.529	46.886	12	1	1:44.884	26.736	35.411	42.737
6	1	1:44.157	27.080	35.738	41.339	13	1	1:45.638	26.814	35.577	43.247
7	1	1:43.446	26.517	35.538	41.391	14	1	2:18.770	33.114	50.114	55.542

10 Jerome Mure (FRA) (Chevrolet Camaro)

Theoretische Bestzeit: 1:36.508

Lap	D	Time	S1	S2	S3	Lap	D	Time	S1	S2	S3
1	1	1:53.000	13.960	49.107	49.933	9	1	1:59.419	29.143	42.940	47.336
2	1	1:59.773	30.871	42.154	46.748	10	1	1:51.080	28.386	38.599	44.095
3	1	2:00.891	29.113	45.003	46.775	11	1	1:52.715	28.927	39.204	44.584
4	1	1:53.860	28.627	39.852	45.381	12	1	1:52.202	28.183	39.051	44.968
5	1	1:55.699	28.672	39.803	47.224	13	1	1:59.487	30.319	43.717	45.451
6	1	1:52.784	29.094	38.928	44.762	14	1	1:53.307	29.123	39.820	44.364
7	1	1:59.796	29.926	44.916	44.954	15	1	1:50.754	28.206	38.561	43.987
8	1	2:00.244	28.274	44.918	47.052						

12 Alina Loibnegger (AUT) (Chevrolet Camaro)

Theoretische Bestzeit: 1:56.198

Lap	D	Time	S1	S2	S3	Lap	D	Time	S1	S2	S3
1	1	2:46.503		50.398	53.850	8	1	3:47.294	2:11.804	44.599	50.891
2	1	2:06.972	32.379	44.214	50.379	9	1	2:01.120	30.652	42.164	48.304
3	1	2:02.479	30.886	42.269	49.324	10	1	1:56.198	29.203	40.710	46.285
4	1	2:02.268	30.520	42.662	49.086	11	1	1:57.444	29.559	40.734	47.151
5	1	2:01.326	29.838	43.351	48.137	12	1	2:00.642	30.464	42.886	47.292
6	1	1:57.713	29.435	41.485	46.793	13	1	2:06.638	30.086	43.412	53.140
7	1	2:23.850	30.207	43.199		14	1	2:19.574	29.378	42.571	

17 Marcel Berndt (DEU) (Shadow DNM8)

Theoretische Bestzeit: 2:05.520


Lap	D	Time	S1	S2	S3	Lap	D	Time	S1	S2	S3
1	1	2:20.000	33.350	52.016	54.634	7	1	2:21.122	41.066	48.864	51.192
2	1	2:20.691	36.031	48.106	56.554	8	1	2:14.595	35.927	48.063	50.605
3	1	2:21.372	36.973	46.322	58.077	9	1	2:38.058	41.473	49.331	1:07.254
4	1	2:17.805	37.268	47.286	53.251	10	1	2:39.978	44.608	54.713	1:00.657
5	1	2:24.624	40.073	47.606	56.945	11	1	2:09.337	37.167	44.377	47.793
6	1	2:23.047	39.709	46.768	56.570	12	1	2:45.804	36.213	47.223	

CZECH TRUCK PRIX 2021

Autodrom Most, length 4212 m

27. - 29. August 2021

Nascar Whelen Euro Series Club



Lap Analysis Run 2, 27.08.2021

-Reg.No.: ZAO00321b

42 Francesco Garisto (ITA) (Shadow DNM8)

Theoretische Bestzeit: 1:43.473

Lap	D	Time	S1	S2	S3	Lap	D	Time	S1	S2	S3
1	1	3:04.560		48.865	53.877	9	1	1:49.427	26.713	36.104	46.610
2	1	1:48.576	27.578	37.940	43.058	10	1	1:45.200	26.515	35.828	42.857
3	1	2:10.735	27.232	38.290		11	1	1:43.780	26.478	35.807	41.495
4	1	4:06.394	2:47.192	37.089	42.113	12	1	1:45.747	26.454	37.975	41.318
5	1	1:51.103	27.874	39.476	43.753	13	1	1:45.849	26.521	36.545	42.783
6	1	1:56.013	26.477	41.603	47.933	14	1	1:49.595	27.525	36.642	45.428
7	1	1:47.134	26.603	37.437	43.094	15	1	1:43.638	26.619	35.767	41.252
8	1	1:45.476	27.256	36.241	41.979						

46 Andreas Kuchelbacher (AUT) (Chevrolet Camaro)

Theoretische Bestzeit: 2:00.879

Lap	D	Time	S1	S2	S3	Lap	D	Time	S1	S2	S3
1	1	2:21.000	16.671	54.601	1:09.728	8	1	2:21.522	33.478	50.230	57.814
2	1	2:19.634	35.426	49.268	54.940	9	1	2:20.718	34.549	49.801	56.368
3	1	2:23.462	33.744	52.682	57.036	10	1	2:21.222	33.597	49.307	58.318
4	1	2:21.477	33.867	51.299	56.311	11	1	2:21.330	33.932	51.541	55.857
5	1	2:21.206	33.781	49.992	57.433	12	1	2:21.081	34.744	49.465	56.872
6	1	2:21.381	34.156	49.316	57.909	13	1	2:21.312	32.390	50.011	58.911
7	1	2:21.091	34.200	49.311	57.580						

48 Gordon Barnes (GBR) (Chevrolet Camaro)

Theoretische Bestzeit: 1:47.949

Lap	D	Time	S1	S2	S3	Lap	D	Time	S1	S2	S3
1	1	2:04.000	17.946	48.982	57.072	9	1	2:08.664	30.991	46.228	51.445
2	1	2:08.880	31.638	44.902	52.340	10	1	2:03.727	32.312	41.201	50.214
3	1	2:04.229	31.275	42.918	50.036	11	1	2:03.836	32.504	41.615	49.717
4	1	2:05.260	30.143	45.230	49.887	12	1	2:03.259	30.201	44.256	48.802
5	1	2:04.478	30.028	43.529	50.921	13	1	2:03.865	30.649	43.921	49.295
6	1	2:05.396	33.457	42.751	49.188	14	1	2:03.815	30.049	42.838	50.928
7	1	2:04.431	30.289	43.263	50.879	15	1	2:03.950	31.258	43.297	49.395
8	1	2:10.539	30.859	45.389	54.291						

64 Paul Jouffreau (FRA) (Ford Mustang)

Theoretische Bestzeit: 1:37.424

Lap	D	Time	S1	S2	S3	Lap	D	Time	S1	S2	S3
1	1	1:50.000	17.867	44.244	47.889	9	1	1:50.725	27.421	39.671	43.633
2	1	1:54.064	28.741	40.382	44.941	10	1	1:49.869	27.566	39.740	42.563
3	1	1:50.003	28.102	37.406	44.495	11	1	1:50.221	27.445	39.082	43.694
4	1	1:49.877	28.360	37.473	44.044	12	1	1:51.797	28.176	40.278	43.343
5	1	1:53.035	27.953	42.295	42.787	13	1	1:49.923	27.548	37.652	44.723
6	1	1:50.222	26.908	38.419	44.895	14	1	1:49.971	27.924	38.029	44.018
7	1	1:50.988	28.639	38.671	43.678	15	1	1:48.149	27.633	36.994	43.522
8	1	1:50.178	27.808	37.623	44.747	16	1	1:49.554	28.097	37.198	44.259

66 Simon Pilate (BEL) (Chevrolet Camaro)

Theoretische Bestzeit: 1:44.236

Lap	D	Time	S1	S2	S3	Lap	D	Time	S1	S2	S3
1	1	2:35.167		43.927	46.565	8	1	2:31.033	36.876	44.903	
2	1	1:46.554	27.512	37.039	42.003	9	1	5:46.627	4:21.506	41.472	43.649
3	1	1:53.785	31.497	37.608	44.680	10	1	1:47.101	28.683	36.690	41.728
4	1	1:46.111	26.860	36.328	42.923	11	1	1:48.486	28.821	37.904	41.761
5	1	1:47.564	27.696	37.808	42.060	12	1	1:47.990	26.949	38.505	42.536
6	1	1:46.746	27.447	35.928	43.371	13	1	1:47.893	27.058	39.387	41.448
7	1	1:46.491	27.639	36.122	42.730	14	1	1:48.590	27.354	39.689	41.547

69 Sebastiaan Bleekemolen (NLD) (Ford Mustang)

Theoretische Bestzeit:

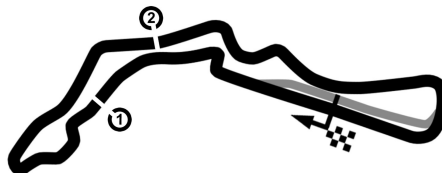
Lap	D	Time	S1	S2	S3	Lap	D	Time	S1	S2	S3
1	1	2:22.820				8	1	1:49.590			
2	1	1:50.723				9	1	1:45.249			
3	1	1:51.659				10	1	1:42.873			
4	1	1:49.274				11	1	1:46.870			
5	1	2:23.457				12	1	1:45.936			
6	1	6:25.660				13	1	2:25.842			
7	1	1:45.225									

CZECH TRUCK PRIX 2021

Autodrom Most, length 4212 m

27. - 29. August 2021

Nascar Whelen Euro Series Club



Lap Analysis Run 2, 27.08.2021

-Reg.No.: ZAO00321b

89 Nicolò Gabossi (ITA) (Chevrolet Camaro)

Theoretische Bestzeit: 1:40.834

Lap	D	Time	S1	S2	S3	Lap	D	Time	S1	S2	S3
1	1	1:57.000	14.994	49.750	52.256	9	1	1:57.205	28.630	41.029	47.546
2	1	2:02.786	31.615	43.320	47.851	10	1	1:56.997	29.582	40.614	46.801
3	1	1:57.015	29.234	40.843	46.938	11	1	1:56.508	30.020	40.336	46.152
4	1	1:56.909	29.568	40.232	47.109	12	1	1:57.562	30.617	40.941	46.004
5	1	1:56.581	29.411	40.268	46.902	13	1	1:55.756	29.268	40.880	45.608
6	1	1:57.316	30.815	40.805	45.696	14	1	1:57.224	29.418	42.127	45.679
7	1	2:03.248	30.015	41.563	51.670	15	1	1:57.072	28.519	42.331	46.222
8	1	2:02.520	30.481	44.534	47.505						

90 Simona Lenci (ITA) (Chevrolet Camaro)

Theoretische Bestzeit: 1:57.911

Lap	D	Time	S1	S2	S3	Lap	D	Time	S1	S2	S3
1	1	2:18.000	17.008	1:00.278	1:00.714	8	1	2:24.525	33.674	52.283	58.568
2	1	2:24.981	35.244	51.486	58.251	9	1	2:14.475	32.349	48.309	53.817
3	1	2:23.317	35.826	51.255	56.236	10	1	2:16.037	31.991	47.921	56.125
4	1	2:18.905	32.977	50.465	55.463	11	1	2:15.954	31.893	50.578	53.483
5	1	2:16.553	32.744	47.554	56.255	12	1	2:23.074	34.760	51.891	56.423
6	1	2:16.695	33.545	49.801	53.349	13	1	2:18.390	33.230	49.012	56.148
7	1	2:23.505	32.083	52.932	58.490						