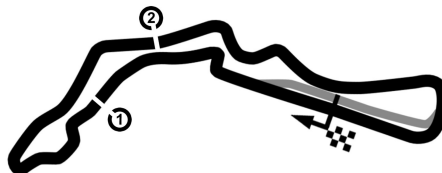


# CZECH TRUCK PRIX 2021

Autodrom Most, length 4212 m

27. - 29. August 2021

Nascar Whelen Euro Series Club



## Lap Analysis Run 1, 27.08.2021

-Reg.No.: ZAO00321b

### 1 Vladimiros Tziortzis (CYP) (Ford Mustang)

Theoretische Bestzeit: 1:44.884

| Lap | D | Time     | S1     | S2     | S3            | Lap | D | Time            | S1            | S2            | S3     |
|-----|---|----------|--------|--------|---------------|-----|---|-----------------|---------------|---------------|--------|
| 1   | 1 | 9:27.110 |        | 48.870 | 51.143        | 7   | 1 | 2:21.933        | 26.935        | 43.487        |        |
| 2   | 1 | 2:05.924 | 32.147 | 44.353 | 49.424        | 8   | 1 | 4:46.568        | 3:25.183      | 39.204        | 42.181 |
| 3   | 1 | 1:56.090 | 31.909 | 40.185 | 43.996        | 9   | 1 | <b>1:46.334</b> | 27.155        | <b>36.203</b> | 42.976 |
| 4   | 1 | 1:53.611 | 28.465 | 39.253 | 45.893        | 10  | 1 | 1:50.100        | 26.719        | 41.128        | 42.253 |
| 5   | 1 | 1:48.956 | 27.523 | 37.639 | 43.794        | 11  | 1 | 1:47.664        | <b>26.696</b> | 37.478        | 43.490 |
| 6   | 1 | 1:47.056 | 27.893 | 37.178 | <b>41.985</b> |     |   |                 |               |               |        |

### 2 Federico Monti (ITA) (EuroNASCAR FJ)

Theoretische Bestzeit: 1:55.009

| Lap | D | Time     | S1     | S2     | S3     | Lap | D | Time            | S1            | S2            | S3            |
|-----|---|----------|--------|--------|--------|-----|---|-----------------|---------------|---------------|---------------|
| 1   | 1 | 9:46.510 |        | 51.448 | 56.282 | 6   | 1 | 1:58.620        | 28.233        | 41.126        | 49.261        |
| 2   | 1 | 2:16.719 | 32.789 | 48.314 | 55.616 | 7   | 1 | 1:58.534        | 28.249        | 42.311        | 47.974        |
| 3   | 1 | 2:03.754 | 29.185 | 43.619 | 50.950 | 8   | 1 | 1:56.408        | <b>27.915</b> | 41.517        | 46.976        |
| 4   | 1 | 2:03.012 | 29.571 | 44.150 | 49.291 | 9   | 1 | <b>1:55.021</b> | 27.927        | <b>40.311</b> | <b>46.783</b> |
| 5   | 1 | 2:01.087 | 29.020 | 43.409 | 48.658 | 10  | 1 | 2:29.947        | 29.152        | 41.482        |               |

### 3 Frederic Gabillon (FRA) (EuroNASCAR FJ)

Theoretische Bestzeit: 1:44.715

| Lap | D | Time      | S1     | S2     | S3     | Lap | D | Time            | S1            | S2            | S3            |
|-----|---|-----------|--------|--------|--------|-----|---|-----------------|---------------|---------------|---------------|
| 1   | 1 | 4:20.293  |        | 50.045 |        | 6   | 1 | <b>1:45.456</b> | 27.045        | <b>35.806</b> | 42.605        |
| 2   | 1 | 14:14.746 | 12:48  | 40.532 | 45.748 | 7   | 1 | 1:45.913        | 27.236        | 36.689        | 41.988        |
| 3   | 1 | 1:50.251  | 29.402 | 37.265 | 43.584 | 8   | 1 | 1:46.981        | <b>27.041</b> | 35.815        | 44.125        |
| 4   | 1 | 1:55.499  | 27.370 | 38.149 | 49.980 | 9   | 1 | 1:56.188        | 29.781        | 44.539        | <b>41.868</b> |
| 5   | 1 | 1:53.645  | 27.806 | 43.491 | 42.348 |     |   |                 |               |               |               |

### 9 Leonardo Colavita (ITA) (Chevrolet Camaro)

Theoretische Bestzeit: 1:57.786

| Lap | D | Time            | S1     | S2     | S3     | Lap | D | Time      | S1            | S2            | S3            |
|-----|---|-----------------|--------|--------|--------|-----|---|-----------|---------------|---------------|---------------|
| 1   | 1 | 8:29.022        |        | 51.628 | 57.508 | 5   | 1 | 2:39.389  | 36.142        | 47.894        |               |
| 2   | 1 | <b>2:18.576</b> | 36.524 | 48.580 | 53.472 | 6   | 1 | 11:37.668 | 10:08         | 42.488        | <b>46.531</b> |
| 3   | 1 | 2:19.468        | 36.334 | 49.017 | 54.117 | 7   | 1 | 2:22.993  | <b>30.644</b> | <b>40.611</b> |               |
| 4   | 1 | 2:24.092        | 36.625 | 49.567 | 57.900 |     |   |           |               |               |               |

### 10 Jerome Mure (FRA) (Chevrolet Camaro)

Theoretische Bestzeit: 2:00.920

| Lap | D | Time      | S1     | S2     | S3     | Lap | D | Time            | S1            | S2            | S3            |
|-----|---|-----------|--------|--------|--------|-----|---|-----------------|---------------|---------------|---------------|
| 1   | 1 | 12:14.788 |        | 52.189 | 58.838 | 6   | 1 | 2:05.374        | 30.135        | 45.307        | 49.932        |
| 2   | 1 | 2:23.962  | 34.936 | 55.729 | 53.297 | 7   | 1 | 2:25.276        | 30.516        | <b>42.869</b> |               |
| 3   | 1 | 2:06.481  | 30.348 | 44.720 | 51.413 | 8   | 1 | 3:51.464        | 2:10.469      | 45.576        | 55.419        |
| 4   | 1 | 2:09.578  | 29.969 | 46.344 | 53.265 | 9   | 1 | <b>2:00.926</b> | <b>29.500</b> | 42.875        | <b>48.551</b> |
| 5   | 1 | 2:03.977  | 30.035 | 43.440 | 50.502 |     |   |                 |               |               |               |

### 12 Alina Loibnegger (AUT) (Chevrolet Camaro)

Theoretische Bestzeit: 2:05.141

| Lap | D | Time     | S1       | S2     | S3       | Lap | D | Time            | S1            | S2            | S3            |
|-----|---|----------|----------|--------|----------|-----|---|-----------------|---------------|---------------|---------------|
| 1   | 1 | 5:27.828 |          | 57.382 | 1:04.440 | 6   | 1 | 2:11.490        | 33.279        | 46.303        | 51.908        |
| 2   | 1 | 2:28.677 | 38.846   | 50.678 | 59.153   | 7   | 1 | 2:06.934        | 31.910        | <b>43.553</b> | 51.471        |
| 3   | 1 | 2:19.032 | 34.659   | 48.442 | 55.931   | 8   | 1 | <b>2:05.314</b> | <b>30.521</b> | 43.726        | <b>51.067</b> |
| 4   | 1 | 2:34.996 | 35.287   | 48.377 |          | 9   | 1 | 2:26.698        | 31.729        | 44.166        |               |
| 5   | 1 | 4:23.542 | 2:32.447 | 54.955 | 56.140   |     |   |                 |               |               |               |

### 17 Marcel Berndt (DEU) (Shadow DNM8)

Theoretische Bestzeit: 2:10.335

| Lap | D | Time     | S1     | S2     | S3       | Lap | D | Time            | S1            | S2            | S3            |
|-----|---|----------|--------|--------|----------|-----|---|-----------------|---------------|---------------|---------------|
| 1   | 1 | 8:52.373 |        | 59.579 | 1:06.298 | 6   | 1 | 2:22.156        | 39.690        | 52.625        | <b>49.841</b> |
| 2   | 1 | 2:34.889 | 40.301 | 49.420 | 1:05.168 | 7   | 1 | 2:18.693        | <b>35.584</b> | 49.172        | 53.937        |
| 3   | 1 | 2:20.747 | 39.869 | 47.293 | 53.585   | 8   | 1 | 2:35.442        | 40.140        | 52.256        | 1:03.046      |
| 4   | 1 | 2:20.589 | 37.930 | 48.711 | 53.948   | 9   | 1 | <b>2:13.387</b> | 37.326        | <b>44.910</b> | 51.151        |
| 5   | 1 | 2:20.860 | 36.852 | 49.156 | 54.852   | 10  | 1 | 3:13.082        | 36.820        | 55.779        |               |

### 42 Francesco Garisto (ITA) (Shadow DNM8)

Theoretische Bestzeit: 1:44.851

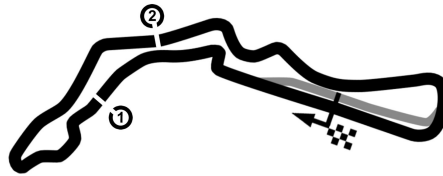
| Lap | D | Time     | S1     | S2     | S3     | Lap | D | Time     | S1     | S2     | S3     |
|-----|---|----------|--------|--------|--------|-----|---|----------|--------|--------|--------|
| 1   | 1 | 7:55.921 |        | 45.077 | 51.260 | 7   | 1 | 1:51.524 | 27.484 | 38.212 | 45.828 |
| 2   | 1 | 1:57.493 | 29.885 | 41.019 | 46.589 | 8   | 1 | 1:48.705 | 28.032 | 37.988 | 42.685 |
| 3   | 1 | 2:06.510 | 28.617 | 44.125 | 53.768 | 9   | 1 | 2:03.560 | 27.600 | 40.608 | 55.352 |

# CZECH TRUCK PRIX 2021

Autodrom Most, length 4212 m

27. - 29. August 2021

Nascar Whelen Euro Series Club



## Lap Analysis Run 1, 27.08.2021

-Reg.No.: ZAO00321b


| Lap | D | Time     | S1       | S2     | S3     | Lap | D | Time            | S1            | S2            | S3            |
|-----|---|----------|----------|--------|--------|-----|---|-----------------|---------------|---------------|---------------|
| 4   | 1 | 2:12.792 | 28.480   | 39.972 |        | 10  | 1 | <b>1:45.397</b> | 27.081        | 36.446        | <b>41.870</b> |
| 5   | 1 | 5:09.284 | 3:40.853 | 40.690 | 47.741 | 11  | 1 | 1:47.613        | <b>26.761</b> | <b>36.220</b> | 44.632        |
| 6   | 1 | 1:50.799 | 27.714   | 38.946 | 44.139 |     |   |                 |               |               |               |

# CZECH TRUCK PRIX 2021

Autodrom Most, length 4212 m

27. - 29. August 2021

Nascar Whelen Euro Series Club



## Lap Analysis Run 1, 27.08.2021

-Reg.No.: ZAO00321b

| 46 Andreas Kuchelbacher (AUT) (Chevrolet Camaro) |   |                 |               |               |               | Theoretische Bestzeit: 2:18.432 |   |          |        |        |        |
|--|---|-----------------|---------------|---------------|---------------|---------------------------------|---|----------|--------|--------|--------|
| Lap  | D | Time            | S1            | S2            | S3            | Lap                             | D | Time     | S1     | S2     | S3     |
| 1  | 1 | 5:18.268        |               | 1:04.940      | 1:08.513      | 7                               | 1 | 2:22.606 | 33.924 | 50.223 | 58.459 |
| 2  | 1 | 2:38.120        | 40.290        | 54.840        | 1:02.990      | 8                               | 1 | 2:21.530 | 34.070 | 49.668 | 57.792 |
| 3  | 1 | 2:27.981        | 38.100        | 52.041        | 57.840        | 9                               | 1 | 2:21.366 | 33.862 | 50.661 | 56.843 |
| 4  | 1 | <b>2:19.038</b> | <b>32.810</b> | 50.042        | <b>56.186</b> | 10                              | 1 | 2:24.158 | 34.644 | 51.013 | 58.501 |
| 5  | 1 | 2:20.443        | 34.372        | <b>49.436</b> | 56.635        | 11                              | 1 | 2:21.985 | 33.760 | 50.705 | 57.520 |
| 6  | 1 | 2:25.833        | 34.815        | 50.725        | 1:00.293      | 12                              | 1 | 2:47.330 | 35.225 | 51.558 |        |

| 48 Gordon Barnes (GBR) (Chevrolet Camaro) |   |          |        |        |          | Theoretische Bestzeit: 2:02.010 |   |                 |               |               |               |
|---|---|----------|--------|--------|----------|---------------------------------|---|-----------------|---------------|---------------|---------------|
| Lap                                       | D | Time     | S1     | S2     | S3       | Lap                             | D | Time            | S1            | S2            | S3            |
| 1   | 1 | 4:29.136 |        | 55.305 | 1:03.540 | 8                               | 1 | 2:05.670        | 29.893        | 42.407        | 53.370        |
| 2   | 1 | 2:31.705 | 39.263 | 52.343 | 1:00.099 | 9                               | 1 | 2:06.289        | 29.718        | 46.197        | 50.374        |
| 3   | 1 | 2:19.443 | 34.750 | 47.699 | 56.994   | 10                              | 1 | 2:07.864        | 31.094        | 46.156        | 50.614        |
| 4   | 1 | 2:17.179 | 33.126 | 47.356 | 56.697   | 11                              | 1 | <b>2:02.010</b> | <b>29.445</b> | <b>42.356</b> | <b>50.209</b> |
| 5   | 1 | 2:12.469 | 32.345 | 46.177 | 53.947   | 12                              | 1 | 2:02.997        | 29.826        | 42.578        | 50.593        |
| 6   | 1 | 2:12.201 | 34.578 | 46.221 | 51.402   | 13                              | 1 | 2:06.052        | 30.183        | 43.244        | 52.625        |
| 7   | 1 | 2:03.965 | 29.996 | 42.873 | 51.096   |                                 |   |                 |               |               |               |

| 50 Tobias Dauenhauer (DEU) (Ford Mustang) |   |          |        |        |        | Theoretische Bestzeit: 1:42.859 |   |                 |               |               |               |
|---|---|----------|--------|--------|--------|---------------------------------|---|-----------------|---------------|---------------|---------------|
| Lap                                       | D | Time     | S1     | S2     | S3     | Lap                             | D | Time            | S1            | S2            | S3            |
| 1   | 1 | 3:39.467 |        | 48.796 | 53.052 | 9                               | 1 | 1:48.466        | 26.781        | 35.664        | 46.021        |
| 2   | 1 | 2:03.458 | 33.268 | 42.041 | 48.149 | 10                              | 1 | 2:07.746        | 27.030        | 41.259        |               |
| 3   | 1 | 2:03.784 | 29.635 | 42.219 | 51.930 | 11                              | 1 | 4:02.244        | 2:41.117      | 38.333        | 42.794        |
| 4   | 1 | 1:52.602 | 28.011 | 37.635 | 46.956 | 12                              | 1 | 1:52.187        | 26.797        | 36.670        | 48.720        |
| 5   | 1 | 1:53.434 | 27.336 | 42.063 | 44.035 | 13                              | 1 | <b>1:43.106</b> | 26.544        | <b>35.401</b> | <b>41.161</b> |
| 6   | 1 | 1:48.996 | 29.584 | 36.718 | 42.694 | 14                              | 1 | 1:43.232        | <b>26.297</b> | 35.631        | 41.304        |
| 7   | 1 | 1:46.217 | 27.079 | 36.478 | 42.660 | 15                              | 1 | 2:00.004        | 26.362        | 35.457        |               |
| 8   | 1 | 1:57.467 | 27.630 | 43.216 | 46.621 |                                 |   |                 |               |               |               |

| 64 Paul Jouffreau (FRA) (Ford Mustang) |   |          |        |        |        | Theoretische Bestzeit: 1:45.677 |   |                 |               |               |               |
|--|---|----------|--------|--------|--------|---------------------------------|---|-----------------|---------------|---------------|---------------|
| Lap                                    | D | Time     | S1     | S2     | S3     | Lap                             | D | Time            | S1            | S2            | S3            |
| 1                                      | 1 | 5:29.372 |        | 51.230 | 58.180 | 8                               | 1 | 2:02.017        | 27.356        | 43.997        | 50.664        |
| 2                                      | 1 | 2:19.033 | 33.999 | 50.927 | 54.107 | 9                               | 1 | 1:47.544        | 27.342        | 37.237        | 42.965        |
| 3                                      | 1 | 2:00.284 | 30.557 | 41.892 | 47.835 | 10                              | 1 | <b>1:46.206</b> | <b>26.996</b> | 36.917        | <b>42.293</b> |
| 4                                      | 1 | 2:10.229 | 32.229 | 44.701 | 53.299 | 11                              | 1 | 1:50.010        | 27.658        | 37.782        | 44.570        |
| 5                                      | 1 | 1:55.540 | 28.913 | 41.191 | 45.436 | 12                              | 1 | 1:49.761        | 27.666        | 37.939        | 44.156        |
| 6                                      | 1 | 1:54.232 | 30.417 | 40.238 | 43.577 | 13                              | 1 | 1:47.362        | 27.596        | <b>36.388</b> | 43.378        |
| 7                                      | 1 | 1:54.349 | 27.484 | 39.665 | 47.200 | 14                              | 1 | 1:50.629        | 27.494        | 37.147        | 45.988        |

| 66 Simon Pilate (BEL) (Chevrolet Camaro) |   |           |        |        |        | Theoretische Bestzeit: 1:45.140 |   |                 |               |               |               |
|--|---|-----------|--------|--------|--------|---------------------------------|---|-----------------|---------------|---------------|---------------|
| Lap                                      | D | Time      | S1     | S2     | S3     | Lap                             | D | Time            | S1            | S2            | S3            |
| 1  | 1 | 12:16.136 |        | 45.418 | 49.378 | 7                               | 1 | 1:46.758        | 27.205        | 36.598        | 42.955        |
| 2  | 1 | 2:02.193  | 31.889 | 43.621 | 46.683 | 8                               | 1 | <b>1:45.653</b> | 26.726        | 37.023        | <b>41.904</b> |
| 3  | 1 | 1:52.859  | 28.974 | 39.176 | 44.709 | 9                               | 1 | 1:52.037        | <b>26.648</b> | 38.624        | 46.765        |
| 4  | 1 | 1:54.352  | 28.561 | 40.042 | 45.749 | 10                              | 1 | 1:52.025        | 26.787        | 43.268        | 41.970        |
| 5  | 1 | 1:50.507  | 27.566 | 37.198 | 45.743 | 11                              | 1 | 2:17.851        | 26.720        | <b>36.588</b> |               |
| 6  | 1 | 1:46.903  | 27.708 | 36.896 | 42.299 |                                 |   |                 |               |               |               |

| 89 Nicolò Gabossi (ITA) (Chevrolet Camaro) |   |          |        |          |          | Theoretische Bestzeit: 1:53.046 |   |                 |               |               |               |
|--|---|----------|--------|----------|----------|---------------------------------|---|-----------------|---------------|---------------|---------------|
| Lap  | D | Time     | S1     | S2       | S3       | Lap                             | D | Time            | S1            | S2            | S3            |
| 1  | 1 | 5:54.604 |        | 1:04.247 | 1:04.013 | 8                               | 1 | 2:00.361        | 30.104        | 42.622        | 47.635        |
| 2  | 1 | 2:22.857 | 38.143 | 50.971   | 53.743   | 9                               | 1 | 1:58.393        | 30.001        | 41.583        | 46.809        |
| 3  | 1 | 2:15.117 | 34.988 | 48.215   | 51.914   | 10                              | 1 | 1:58.945        | 29.523        | 42.575        | 46.847        |
| 4  | 1 | 2:11.313 | 31.907 | 45.469   | 53.937   | 11                              | 1 | 1:57.150        | 29.097        | 40.719        | 47.334        |
| 5  | 1 | 2:07.770 | 32.602 | 44.230   | 50.938   | 12                              | 1 | 1:56.750        | 28.983        | 42.578        | 45.189        |
| 6  | 1 | 2:18.301 | 31.907 | 54.812   | 51.582   | 13                              | 1 | <b>1:53.046</b> | <b>28.328</b> | <b>39.568</b> | <b>45.150</b> |
| 7  | 1 | 2:02.715 | 31.131 | 43.396   | 48.188   |                                 |   |                 |               |               |               |

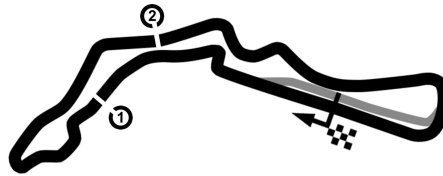
| 90 Simona Lenci (ITA) (Chevrolet Camaro) |   |           |    |          |          | Theoretische Bestzeit: 2:18.688 |   |          |        |        |        |
|--|---|-----------|----|----------|----------|---------------------------------|---|----------|--------|--------|--------|
| Lap                                      | D | Time      | S1 | S2       | S3       | Lap                             | D | Time     | S1     | S2     | S3     |
| 1  | 1 | 12:09.242 |    | 1:06.017 | 1:04.695 | 6                               | 1 | 2:20.966 | 32.990 | 50.601 | 57.375 |

# CZECH TRUCK PRIX 2021

Autodrom Most, length 4212 m

27. - 29. August 2021

Nascar Whelen Euro Series Club



## Lap Analysis Run 1, 27.08.2021

-Reg.No.: ZAO00321b

| Lap | D | Time     | S1     | S2       | S3       | Lap | D | Time            | S1            | S2            | S3            |
|-----|---|----------|--------|----------|----------|-----|---|-----------------|---------------|---------------|---------------|
| 2   | 1 | 2:45.282 | 37.483 | 1:03.682 | 1:04.117 | 7   | 1 | 2:23.277        | 34.040        | 51.692        | 57.545        |
| 3   | 1 | 2:36.757 | 35.197 | 58.704   | 1:02.856 | 8   | 1 | <b>2:18.952</b> | 33.065        | <b>50.537</b> | <b>55.350</b> |
| 4   | 1 | 2:29.018 | 35.163 | 54.347   | 59.508   | 9   | 1 | 2:48.680        | <b>32.801</b> | 52.001        |               |
| 5   | 1 | 2:28.666 | 33.015 | 56.470   | 59.181   |     |   |                 |               |               |               |