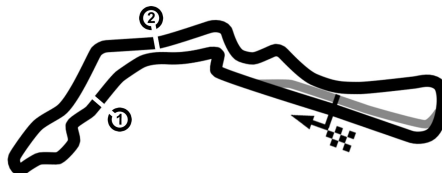


# CZECH TRUCK PRIX 2021

Autodrom Most, length 4212 m

27. - 29. August 2021

Nascar Whelen Euro Series 2



## Lap Analysis race 2, 29.08.2021

-Reg.No.: ZAO00321b

1 Vladimiros Tziortzis (CYP) (Ford Mustang)						Theoretische Bestzeit: 1:43.023					
Lap	D	Time	S1	S2	S3	Lap	D	Time	S1	S2	S3
1	1	2:00.677	35.488	41.526	43.663	8	1	1:43.799	26.723	35.787	41.289
2	1	1:48.233	27.980	37.819	42.434	9	1	1:43.726	26.695	35.866	41.165
3	1	1:45.006	26.753	36.779	41.474	10	1	1:43.558	26.814	<b>35.642</b>	41.102
4	1	1:44.977	26.668	36.163	42.146	11	1	1:44.007	27.200	35.669	41.138
5	1	1:45.815	26.927	36.829	42.059	12	1	1:44.281	26.693	36.222	41.366
6	1	1:46.289	27.119	37.612	41.558	13	1	1:43.790	26.615	35.780	41.395
7	1	<b>1:43.048</b>	<b>26.408</b>	35.667	<b>40.973</b>	14	1	1:44.054	26.734	35.940	41.380

2 Thomas Krasonis (GRC) (EuroNASCAR FJ)						Theoretische Bestzeit: 1:46.628					
Lap	D	Time	S1	S2	S3	Lap	D	Time	S1	S2	S3
1	1	2:03.625	37.993	40.697	44.935	3	1	1:47.986	28.322	37.251	<b>42.413</b>
2	1	<b>1:46.772</b>	<b>27.396</b>	<b>36.819</b>	42.557						

7 Martin Doubek (CZE) (Ford Mustang)						Theoretische Bestzeit: 1:44.376					
Lap	D	Time	S1	S2	S3	Lap	D	Time	S1	S2	S3
1	1	1:50.016	32.085	36.140	<b>41.791</b>	2	1	2:05.961	<b>26.665</b>	<b>35.920</b>	

8 Paolo Valeri (ITA) (Chevrolet Camaro)						Theoretische Bestzeit: 1:45.284					
Lap	D	Time	S1	S2	S3	Lap	D	Time	S1	S2	S3
1	1	2:00.517	34.015	42.319	44.183	7	1	1:48.013			
2	1	1:46.900	27.053	36.889	42.958	8	1	1:46.697			
3	1	1:45.858	26.998	36.445	42.415	9	1	1:45.386			
4	1	1:45.284	<b>26.936</b>	<b>36.339</b>	<b>42.009</b>	10	1	1:46.487			
5	1	1:45.843				11	1	<b>1:44.952</b>			
6	1	2:21.120									

12 Alina Loibnegger (AUT) (Chevrolet Camaro)						Theoretische Bestzeit: 1:46.747					
Lap	D	Time	S1	S2	S3	Lap	D	Time	S1	S2	S3
1	1	2:06.218	37.723	41.656	46.839	8	1	1:48.082	27.655	37.098	43.329
2	1	1:48.511	27.731	37.539	43.241	9	1	<b>1:47.260</b>	27.299	37.193	42.768
3	1	1:47.832	27.693	37.363	42.776	10	1	1:48.704	28.292	37.528	42.884
4	1	1:54.898	27.518	44.500	42.880	11	1	1:47.928	27.866	37.388	42.674
5	1	1:48.095	27.882	37.470	42.743	12	1	1:47.642	27.451	37.307	42.884
6	1	1:47.650	<b>27.149</b>	37.624	42.877	13	1	1:47.646	27.331	<b>36.991</b>	43.324
7	1	1:59.613	27.407	49.599	<b>42.607</b>	14	1	1:49.502	27.291	37.697	44.514

22 Justin Kunz (DEU) (Chevrolet Camaro)						Theoretische Bestzeit: 1:43.147					
Lap	D	Time	S1	S2	S3	Lap	D	Time	S1	S2	S3
1	1	2:00.797	35.267	41.746	43.784	8	1	<b>1:43.516</b>	<b>26.627</b>	35.815	<b>41.074</b>
2	1	1:48.426	28.141	37.755	42.530	9	1	1:43.524	26.879	35.452	41.193
3	1	1:45.037	27.241	36.287	41.509	10	1	1:43.701	26.929	35.593	41.179
4	1	1:44.791	27.022	35.928	41.841	11	1	1:43.606	26.741	35.709	41.156
5	1	1:45.988	27.073	36.629	42.286	12	1	1:44.105	26.798	<b>35.446</b>	41.861
6	1	1:47.591	27.453	38.782	41.356	13	1	1:43.813	26.988	35.538	41.287
7	1	1:43.592	26.853	35.579	41.160	14	1	1:44.509	26.839	35.473	42.197

23 Leevi Lintukantu (FIN) (Chevrolet Camaro)						Theoretische Bestzeit: 1:42.995					
Lap	D	Time	S1	S2	S3	Lap	D	Time	S1	S2	S3
1	1	2:35.132	33.736	41.273		8	1	<b>1:43.136</b>	<b>26.313</b>	35.507	41.316
2	1	3:19.428	1:59.966	36.977	42.485	9	1	1:45.913	26.866	35.697	43.350
3	1	1:47.854	27.019	38.861	41.974	10	1	1:44.991	27.191	36.026	41.774
4	1	1:44.208	27.069	35.688	41.451	11	1	1:44.374	26.795	36.076	41.503
5	1	1:46.074	26.663	37.578	41.833	12	1	1:43.291	26.480	<b>35.384</b>	41.427
6	1	1:47.036	26.527	37.062	43.447	13	1	1:43.911	26.649	35.723	41.539
7	1	1:43.929	26.804	35.827	<b>41.298</b>						

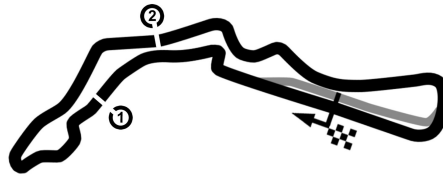
42 Francesco Garisto (ITA) (Shadow DNM8)						Theoretische Bestzeit: 1:43.479					
Lap	D	Time	S1	S2	S3	Lap	D	Time	S1	S2	S3
1	1	1:51.681	32.334	36.501	42.846	8	1	1:43.892	26.461	35.859	41.572

# CZECH TRUCK PRIX 2021

Autodrom Most, length 4212 m

27. - 29. August 2021

Nascar Whelen Euro Series 2



## Lap Analysis race 2, 29.08.2021

-Reg.No.: ZAO00321b


Lap	D	Time	S1	S2	S3	Lap	D	Time	S1	S2	S3
2	1	1:45.403	26.497	35.908	42.998	9	1	<b>1:43.554</b>	<b>26.362</b>	<b>35.620</b>	41.572
3	1	1:44.284	26.528	36.259	<b>41.497</b>	10	1	1:44.381	26.643	36.041	41.697
4	1	1:44.173	26.373	36.003	41.797	11	1	1:44.148	26.637	35.976	41.535
5	1	1:44.178	26.396	35.989	41.793	12	1	1:45.754	27.941	36.299	41.514
6	1	1:44.191	26.455	35.922	41.814	13	1	1:44.486	26.757	36.002	41.727
7	1	1:43.967	26.488	35.894	41.585	14	1	1:45.150	26.743	36.439	41.968

# CZECH TRUCK PRIX 2021

Autodrom Most, length 4212 m

27. - 29. August 2021

Nascar Whelen Euro Series 2



## Lap Analysis race 2, 29.08.2021

-Reg.No.: ZAO00321b

### 44 Ian Eric Waden (FIN) (Chevrolet Camaro)

Theoretische Bestzeit: 1:44.348

Lap	D	Time	S1	S2	S3	Lap	D	Time	S1	S2	S3
1	1	2:02.823	34.997	41.674	46.152	8	1	1:45.330	27.421	<b>35.962</b>	41.947
2	1	1:47.947	27.782	37.003	43.162	9	1	1:45.724	27.213	36.292	42.219
3	1	1:48.119	27.800	37.369	42.950	10	1	<b>1:45.129</b>	26.957	36.279	41.893
4	1	1:46.090	27.189	36.543	42.358	11	1	1:45.942	27.425	36.640	41.877
5	1	1:45.604	26.858	36.569	42.177	12	1	1:45.761	27.134	36.478	42.149
6	1	1:47.377	27.384	37.662	42.331	13	1	1:45.394	27.526	36.252	<b>41.616</b>
7	1	1:46.273	27.254	36.271	42.748	14	1	1:45.319	<b>26.770</b>	36.389	42.160

### 46 Miguel Gomes (PRT) (Chevrolet Camaro)

Theoretische Bestzeit: 1:45.616

Lap	D	Time	S1	S2	S3	Lap	D	Time	S1	S2	S3
1	1	2:00.254	34.779	40.912	44.563	8	1	1:46.742	<b>26.911</b>	37.025	42.806
2	1	1:49.894	28.191	37.763	43.940	9	1	1:47.160	27.764	37.293	42.103
3	1	1:48.698	28.079	37.286	43.333	10	1	1:54.346	34.405	37.498	42.443
4	1	1:47.974	27.954	37.396	42.624	11	1	1:47.252	27.186	37.594	42.472
5	1	1:47.541	27.848	<b>36.699</b>	42.994	12	1	1:46.698	27.226	37.099	42.373
6	1	1:47.744	27.187	38.551	<b>42.006</b>	13	1	1:47.906	27.751	36.980	43.175
7	1	<b>1:46.330</b>	27.063	36.940	42.327	14	1	1:49.258	27.546	37.403	44.309

### 48 Yevgen Sokolovskiy (UKR) (Chevrolet Camaro)

Theoretische Bestzeit: 1:45.814

Lap	D	Time	S1	S2	S3	Lap	D	Time	S1	S2	S3
1	1	2:04.907	36.795	41.815	46.297	6	1	1:48.277	28.100	38.196	41.981
2	1	1:47.168	27.300	37.300	42.568	7	1	<b>1:45.843</b>	<b>27.136</b>	36.748	<b>41.959</b>
3	1	1:47.806	27.709	37.833	42.264	8	1	1:47.548	28.344	36.775	42.429
4	1	1:47.568	28.613	36.755	42.200	9	1	1:46.463	27.364	<b>36.719</b>	42.380
5	1	1:47.694	27.660	37.351	42.683						

### 50 Tobias Dauenhauer (DEU) (Ford Mustang)

Theoretische Bestzeit: 1:42.676

Lap	D	Time	S1	S2	S3	Lap	D	Time	S1	S2	S3
1	1	1:47.831	30.698	35.694	41.439	8	1	1:43.718	26.279	36.137	41.302
2	1	1:43.509	26.455	35.609	41.445	9	1	1:43.347	26.484	35.664	41.199
3	1	1:44.198	26.568	36.218	41.412	10	1	1:43.954	<b>26.237</b>	36.270	41.447
4	1	1:43.299	26.344	35.806	41.149	11	1	1:44.276	27.174	36.024	41.078
5	1	1:44.347	26.406	36.465	41.476	12	1	1:43.909	26.911	36.136	<b>40.862</b>
6	1	1:44.846	26.636	36.426	41.784	13	1	1:44.042	26.526	36.128	41.388
7	1	1:44.493	26.355	36.408	41.730	14	1	<b>1:42.903</b>	26.356	<b>35.577</b>	40.970

### 54 Arianna Casoli (ITA) (Chevrolet Camaro)

Theoretische Bestzeit: 1:47.226

Lap	D	Time	S1	S2	S3	Lap	D	Time	S1	S2	S3
1	1	2:04.702	36.462	41.859	46.381	8	1	1:49.222	28.181	37.444	43.597
2	1	1:49.298	27.917	37.868	43.513	9	1	1:48.298	26.904	37.551	43.843
3	1	1:48.248	27.152	37.640	<b>43.456</b>	10	1	1:49.837	27.473	37.967	44.397
4	1	1:52.053	28.061	39.516	44.476	11	1	1:49.774	27.223	37.841	44.710
5	1	1:48.882	27.291	37.854	43.737	12	1	1:49.804	27.819	37.607	44.378
6	1	1:49.045	26.956	38.552	43.537	13	1	1:49.730	27.285	37.926	44.519
7	1	<b>1:47.522</b>	<b>26.552</b>	<b>37.218</b>	43.752	14	1	1:49.783	26.836	38.862	44.085

### 56 Advait Deodhar (IND) (Ford Mustang)

Theoretische Bestzeit:

Lap	D	Time	S1	S2	S3	Lap	D	Time	S1	S2	S3
1	1	2:59.550	31.393	<b>36.363</b>							

### 64 Eric Quintal (FRA) (Ford Mustang)

Theoretische Bestzeit: 1:50.255


Lap	D	Time	S1	S2	S3	Lap	D	Time	S1	S2	S3
1	1	2:06.876	38.650	41.672	46.554	8	1	<b>1:50.889</b>	27.973	<b>38.628</b>	44.288
2	1	1:51.599	28.061	39.191	44.347	9	1	1:51.371	<b>27.592</b>	38.889	44.890
3	1	1:52.548	28.485	39.266	44.797	10	1	1:51.812	27.899	39.113	44.800
4	1	1:55.118	28.488	40.792	45.838	11	1	1:53.458	28.137	40.010	45.311
5	1	1:53.184	28.325	39.631	45.228	12	1	1:55.813	30.260	39.274	46.279
6	1	1:52.182	27.723	40.424	<b>44.035</b>	13	1	1:52.316	27.863	39.309	45.144
7	1	1:51.407	27.709	39.177	44.521						

# CZECH TRUCK PRIX 2021

Autodrom Most, length 4212 m

27. - 29. August 2021

Nascar Whelen Euro Series 2



## Lap Analysis race 2, 29.08.2021

-Reg.No.: ZAO00321b

### 66 Simon Pilate (BEL) (Chevrolet Camaro)

Theoretische Bestzeit: 1:44.260

Lap	D	Time	S1	S2	S3	Lap	D	Time	S1	S2	S3
1	1	3:19.818	34.185	45.743		7	1	1:45.084	26.981	36.462	41.641
2	1	3:48.638	2:26.745	38.965	42.928	8	1	1:44.759	27.049	36.420	<b>41.290</b>
3	1	1:45.137	26.826	36.519	41.792	9	1	1:44.874	27.085	36.360	41.429
4	1	<b>1:44.705</b>	<b>26.730</b>	36.485	41.490	10	1	1:45.097	27.191	36.478	41.428
5	1	1:44.913	26.799	36.441	41.673	11	1	1:44.926	27.058	36.470	41.398
6	1	1:44.719	26.840	<b>36.240</b>	41.639	12	1	1:46.328	26.908	36.276	43.144

### 77 Gil Linster (LUX) (Chevrolet Camaro)

Theoretische Bestzeit: 1:44.182

Lap	D	Time	S1	S2	S3	Lap	D	Time	S1	S2	S3
1	1	2:02.989	36.144	41.665	45.180	8	1	1:45.392	27.507	36.284	41.601
2	1	1:47.251	27.105	37.237	42.909	9	1	1:45.169	27.091	36.245	41.833
3	1	1:46.551	27.487	36.485	42.579	10	1	1:45.093	26.953	36.145	41.995
4	1	<b>1:44.182</b>	<b>26.803</b>	<b>35.939</b>	<b>41.440</b>	11	1	1:45.472	27.075	36.515	41.882
5	1	1:45.008	26.955	35.989	42.064	12	1	1:45.754	26.987	36.608	42.159
6	1	1:47.702	27.792	38.082	41.828	13	1	1:45.404	27.137	36.377	41.890
7	1	1:44.629	27.090	35.948	41.591	14	1	1:46.428	27.401	36.509	42.518

### 88 Massimiliano Lanza (ITA) (Chevrolet Camaro)

Theoretische Bestzeit: 1:45.068

Lap	D	Time	S1	S2	S3	Lap	D	Time	S1	S2	S3
1	1	2:00.123	34.526	40.569	45.028	8	1	1:46.069	26.551	36.394	43.124
2	1	1:48.150	28.150	37.020	42.980	9	1	1:46.446	27.357	36.922	<b>42.167</b>
3	1	1:49.529	27.204	38.504	43.821	10	1	<b>1:45.265</b>	26.621	<b>36.361</b>	42.283
4	1	1:46.085	27.086	36.569	42.430	11	1	1:45.945	26.865	36.494	42.586
5	1	1:46.493	26.925	37.134	42.434	12	1	1:47.512	28.110	36.864	42.538
6	1	1:47.410	26.994	37.950	42.466	13	1	1:45.517	26.737	36.572	42.208
7	1	1:46.262	27.132	36.444	42.686	14	1	1:45.416	<b>26.540</b>	36.530	42.346

### 89 Alberto Panebianco (ITA) (Chevrolet Camaro)

Theoretische Bestzeit: 1:45.785

Lap	D	Time	S1	S2	S3	Lap	D	Time	S1	S2	S3
1	1	2:03.404	35.914	42.171	45.319	8	1	1:46.774	27.702	<b>36.356</b>	42.716
2	1	1:47.852	28.042	37.515	42.295	9	1	1:47.142	27.655	37.152	42.335
3	1	1:47.894	28.151	37.585	<b>42.158</b>	10	1	1:50.788	27.666	38.265	44.857
4	1	1:48.105	27.891	37.694	42.520	11	1	1:49.636	28.665	37.930	43.041
5	1	1:47.624	27.755	37.146	42.723	12	1	1:47.115	27.385	36.884	42.846
6	1	1:47.941	28.222	37.404	42.315	13	1	1:53.603	27.462	36.920	49.221
7	1	<b>1:46.166</b>	<b>27.271</b>	36.679	42.216	14	1	2:13.078	34.067	45.758	53.253

### 90 Naveh Talor (ISR) (Chevrolet Camaro)

Theoretische Bestzeit: 1:42.337

Lap	D	Time	S1	S2	S3	Lap	D	Time	S1	S2	S3
1	1	2:01.245	35.926	41.437	43.882	8	1	1:44.481	<b>26.483</b>	35.612	42.386
2	1	1:48.202	28.014	37.716	42.472	9	1	1:44.269	27.121	35.777	41.371
3	1	1:46.217	27.331	37.210	41.676	10	1	1:43.241	26.673	35.547	41.021
4	1	1:44.067	27.034	35.790	41.243	11	1	1:44.493	26.639	35.936	41.918
5	1	1:45.375	26.761	36.539	42.075	12	1	1:44.219	26.548	36.124	41.547
6	1	2:03.342	26.997	55.297	41.048	13	1	1:44.047	26.978	35.775	41.294
7	1	<b>1:42.450</b>	26.596	<b>35.246</b>	<b>40.608</b>	14	1	1:43.132	26.568	35.290	41.274