


CZECH TRUCK PRIX 2021

Autodrom Most, length 4212 m

27. - 29. August 2021

Nascar Whelen Euro Series 2



Lap Analysis free practice 2, 27.08.2021

-Reg.No.: ZAO00321b

1 Vladimiros Tziortzis (CYP) (Ford Mustang)

Theoretische Bestzeit: 2:01.838

Lap	D	Time	S1	S2	S3	Lap	D	Time	S1	S2	S3
1	1	9:44.205		50.153	1:07.567	7	1	2:03.863	29.544	43.315	51.004
2	1	3:18.617	54.502	1:10.664	1:13.451	8	1	2:42.771	30.080	47.277	
3	1	2:06.464	31.012	44.413	51.039	9	1	4:26.182	2:49.327	45.884	50.971
4	1	2:05.030	30.580	43.423	51.027	10	1	2:02.023	29.729	42.580	49.714
5	1	2:04.444	30.477	43.248	50.719	11	1	2:09.419	30.028	46.118	53.273
6	1	2:03.264	29.973	43.211	50.080						

2 Thomas Krasonis (GRC) (EuroNASCAR FJ)

Theoretische Bestzeit: 2:01.771

Lap	D	Time	S1	S2	S3	Lap	D	Time	S1	S2	S3
1	1	7:38.562		49.012	54.431	6	1	2:03.682	29.802	43.451	50.429
2	1	2:37.372	37.920	44.267	1:15.185	7	1	2:05.529	31.395	43.266	50.868
3	1	2:58.900	49.844	1:04.678	1:04.378	8	1	2:01.771	29.639	42.622	49.510
4	1	2:09.167	34.953	44.028	50.186	9	1	2:37.125	30.037	46.668	
5	1	2:08.256	30.103	48.123	50.030						

7 Martin Doubek (CZE) (Ford Mustang)

Theoretische Bestzeit: 2:02.134

Lap	D	Time	S1	S2	S3	Lap	D	Time	S1	S2	S3
1	1	7:07.970		44.891	51.979	7	1	5:16.473	3:35.163	48.011	53.299
2	1	2:15.332	30.722	44.874	59.736	8	1	2:44.752	33.070	49.970	
3	1	3:15.684	51.180	1:06.273	1:18.231	9	1	3:35.778	1:58.439	45.616	51.723
4	1	2:07.605	33.416	43.145	51.044	10	1	2:05.099	30.917	43.320	50.862
5	1	2:02.203	29.303	42.567	50.333	11	1	2:05.205	31.354	43.344	50.507
6	1	2:18.122	29.234	42.775							

8 Paolo Valeri (ITA) (Chevrolet Camaro)

Theoretische Bestzeit: 2:11.845

Lap	D	Time	S1	S2	S3	Lap	D	Time	S1	S2	S3
1	1	3:47.832		56.179	1:01.429	3	1	2:12.484	32.874	46.057	53.553
2	1	2:21.704	36.356	49.279	56.069	4	1	2:50.043	32.235	51.973	

12 Alina Loibnegger (AUT) (Chevrolet Camaro)

Theoretische Bestzeit: 2:15.950

Lap	D	Time	S1	S2	S3	Lap	D	Time	S1	S2	S3
1	1	3:53.553		1:02.204	1:05.716	7	1	2:18.706	34.422	47.825	56.459
2	1	2:32.130	38.357	51.997	1:01.776	8	1	2:17.996	33.674	47.645	56.677
3	1	2:30.371	36.041	51.762	1:02.568	9	1	3:04.865	36.363	53.067	
4	1	2:27.189	34.986	51.518	1:00.685	10	1	2:56.035	1:08.721	49.180	58.134
5	1	2:59.148	39.753	1:00.544		11	1	2:21.032	36.748	49.653	54.631
6	1	5:42.961	3:52.739	50.747	59.475	12	1	2:36.264	33.725	48.482	

22 Justin Kunz (DEU) (Chevrolet Camaro)

Theoretische Bestzeit: 2:00.676

Lap	D	Time	S1	S2	S3	Lap	D	Time	S1	S2	S3
1	1	12:42.595		1:03.571	1:18.289	6	1	2:01.683	29.968	42.252	49.463
2	1	2:11.126	34.831	45.014	51.281	7	1	2:27.005	29.696	43.873	
3	1	2:05.991	31.818	43.472	50.701	8	1	6:21.213	4:47.643	43.225	50.345
4	1	2:02.820	30.256	42.642	49.922	9	1	2:00.943	29.963	41.571	49.409
5	1	2:02.084	30.091	42.386	49.607						

23 Leevi Lintukantu (FIN) (Chevrolet Camaro)

Theoretische Bestzeit: 2:02.570

Lap	D	Time	S1	S2	S3	Lap	D	Time	S1	S2	S3
1	1	5:13.272		48.209	55.595	6	1	2:04.720	31.092	42.859	50.769
2	1	2:10.274	31.967	44.724	53.583	7	1	2:09.324	31.662	45.820	51.842
3	1	2:22.079	31.230	45.126	1:05.723	8	1	2:03.432	30.643	42.705	50.084
4	1	3:18.303	54.435	1:10.946	1:12.922	9	1	2:03.749	31.019	42.503	50.227
5	1	2:06.422	31.474	43.419	51.529	10	1	2:42.033	29.983	42.804	

27 Pierluigi Veronesi (ITA) (Ford Mustang)

Theoretische Bestzeit: 2:02.033

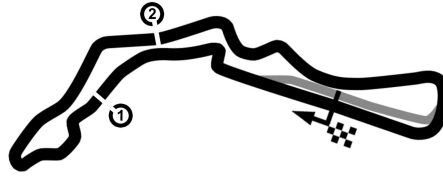
Lap	D	Time	S1	S2	S3	Lap	D	Time	S1	S2	S3
1	1	2:56.660		49.428	54.023	6	1	2:37.256	31.311	43.291	
2	1	2:10.056	33.194	45.721	51.141	7	1	4:20.403	2:46.398	43.319	50.686
3	1	2:04.150	30.279	43.351	50.520	8	1	2:02.033	29.863	41.943	50.227

CZECH TRUCK PRIX 2021

Autodrom Most, length 4212 m

27. - 29. August 2021

Nascar Whelen Euro Series 2



Lap Analysis free practice 2, 27.08.2021

-Reg.No.: ZAO00321b


Lap	D	Time	S1	S2	S3	Lap	D	Time	S1	S2	S3
4	1	3:06.371	30.831	59.138		9	1	2:55.375	35.395	50.569	
5	1	13:52.546	12:17	43.378	51.288						

CZECH TRUCK PRIX 2021

Autodrom Most, length 4212 m

27. - 29. August 2021

Nascar Whelen Euro Series 2



Lap Analysis free practice 2, 27.08.2021

-Reg.No.: ZAO00321b

42 Francesco Garisto (ITA) (Shadow DNM8)

Theoretische Bestzeit: 2:00.618

Lap	D	Time	S1	S2	S3	Lap	D	Time	S1	S2	S3
1	1	3:52.240		52.001	58.537	8	1	2:22.264	29.949	42.751	
2	1	2:15.237	34.065	47.891	53.281	9	1	3:47.238	2:13.022	43.096	51.120
3	1	2:14.497	38.088	44.912	51.497	10	1	2:37.964	29.965	47.067	
4	1	2:36.252	31.217	44.464	1:20.571	11	1	4:00.743	2:25.152	44.361	51.230
5	1	2:52.127	1:02.166	59.086	50.875	12	1	2:04.390	31.593	42.120	50.677
6	1	2:03.505	30.304	43.002	50.199	13	1	2:00.820	30.151	41.805	48.864
7	1	2:02.890	30.635	42.696	49.559						

44 Ian Eric Waden (FIN) (Chevrolet Camaro)

Theoretische Bestzeit: 2:03.761

Lap	D	Time	S1	S2	S3	Lap	D	Time	S1	S2	S3
1	1	16:07.400		44.290	52.557	4	1	2:05.215	30.913	42.837	51.465
2	1	2:05.509	30.765	43.399	51.345	5	1	2:12.371	29.579	42.959	59.833
3	1	2:05.376	30.663	43.093	51.620	6	1	3:07.022	35.833	53.106	

46 Miguel Gomes (PRT) (Chevrolet Camaro)

Theoretische Bestzeit: 2:08.672

Lap	D	Time	S1	S2	S3	Lap	D	Time	S1	S2	S3
1	1	9:27.998		51.918	58.986	6	1	6:03.786	3:43.958	52.479	
2	1	3:07.894	44.683	1:04.221	1:18.990	7	1	5:17.465	3:34.002	47.836	55.627
3	1	2:24.584	39.759	50.681	54.144	8	1	2:08.881	32.387	44.856	51.638
4	1	2:13.422	32.387	45.743	55.292	9	1	2:09.990	33.218	45.093	51.679
5	1	2:34.567	32.178	46.024							

48 Yevgen Sokolovskiy (UKR) (Chevrolet Camaro)

Theoretische Bestzeit: 2:02.226

Lap	D	Time	S1	S2	S3	Lap	D	Time	S1	S2	S3
1	1	6:18.268		46.159	53.887	7	1	2:02.388	29.478	42.777	50.133
2	1	6:46.862	31.355	44.902		8	1	3:02.103	35.116	49.857	
3	1	3:27.884	1:49.654	46.339	51.891	9	1	2:49.221	1:09.253	46.267	53.701
4	1	2:06.148	30.552	44.273	51.323	10	1	2:03.703	29.980	43.283	50.440
5	1	2:03.957	29.752	43.653	50.552	11	1	2:04.340	29.977	42.615	51.748
6	1	2:03.388	29.801	43.148	50.439						

50 Tobias Dauenhauer (DEU) (Ford Mustang)

Theoretische Bestzeit: 1:57.682

Lap	D	Time	S1	S2	S3	Lap	D	Time	S1	S2	S3
1	1	8:16.344		44.467	50.761	7	1	1:59.485	29.192	41.121	49.172
2	1	2:33.204	29.989	43.876	1:19.339	8	1	1:58.820	28.771	41.044	49.005
3	1	2:52.102	55.256	1:07.286	49.560	9	1	2:31.933	28.624	42.071	
4	1	2:08.125	29.316	41.440	57.369	10	1	5:14.224	3:37.643	47.772	48.809
5	1	2:01.703	29.018	42.005	50.680	11	1	1:58.298	28.794	41.049	48.455
6	1	2:00.461	28.910	42.799	48.752	12	1	2:09.972	28.586	40.641	

54 Arianna Casoli (ITA) (Chevrolet Camaro)

Theoretische Bestzeit: 2:14.483

Lap	D	Time	S1	S2	S3	Lap	D	Time	S1	S2	S3
1	1	5:50.317		59.625	59.761	7	1	2:17.148	34.924	47.745	54.479
2	1	2:19.389	34.166	48.963	56.260	8	1	2:16.113	32.896	48.133	55.084
3	1	3:00.016	34.007	58.981		9	1	2:53.689	35.786	56.276	
4	1	3:42.135	1:53.699	50.936	57.500	10	1	3:40.330	1:50.248	50.825	59.257
5	1	2:22.434	33.803	50.526	58.105	11	1	2:20.710	36.914	49.365	54.431
6	1	2:20.696	35.251	49.677	55.768	12	1	2:14.899	32.752	47.300	54.847

56 Advait Deodhar (IND) (Ford Mustang)

Theoretische Bestzeit: 2:00.020

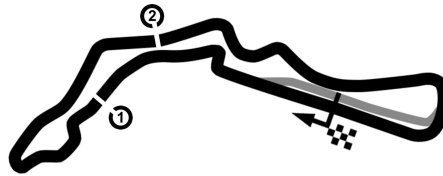
Lap	D	Time	S1	S2	S3	Lap	D	Time	S1	S2	S3
1	1	3:21.790		48.772	54.990	8	1	2:26.449	30.169	42.504	
2	1	2:18.118	31.902	49.900	56.316	9	1	3:34.704	1:57.015	46.481	51.208
3	1	2:05.465	30.650	43.864	50.951	10	1	2:36.444	29.920	41.924	
4	1	2:12.809	30.377	42.628	59.804	11	1	4:15.527	2:40.438	44.609	50.480
5	1	3:10.796	43.385	1:11.003	1:16.408	12	1	2:01.891	30.059	42.281	49.551
6	1	2:03.023	30.365	42.438	50.220	13	1	2:00.020	29.634	41.686	48.700
7	1	2:11.748	31.938	42.879	56.931						

CZECH TRUCK PRIX 2021

Autodrom Most, length 4212 m

27. - 29. August 2021

Nascar Whelen Euro Series 2



Lap Analysis free practice 2, 27.08.2021

-Reg.No.: ZAO00321b

66 Simon Pilate (BEL) (Chevrolet Camaro)

Theoretische Bestzeit: 2:05.710

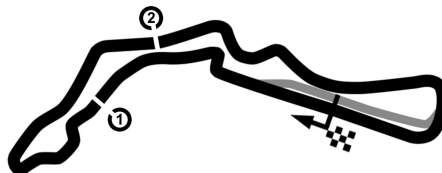
Lap	D	Time	S1	S2	S3	Lap	D	Time	S1	S2	S3
1	1	15:41.853		47.584	53.761	3	1	2:08.352	30.970	45.141	52.241
2	1	2:10.873	32.695	45.695	52.483	4	1	2:06.048	31.308	43.938	50.802

CZECH TRUCK PRIX 2021

Autodrom Most, length 4212 m

27. - 29. August 2021

Nascar Whelen Euro Series 2



Lap Analysis free practice 2, 27.08.2021

-Reg.No.: ZAO00321b

77 Gil Linster (LUX) (Chevrolet Camaro)

Theoretische Bestzeit: 2:00.624

Lap	D	Time	S1	S2	S3	Lap	D	Time	S1	S2	S3
1	1	13:57.120		52.824	53.292	5	1	2:01.050	29.638	41.456	49.956
2	1	2:05.164	30.822	43.888	50.454	6	1	2:05.005	31.467	43.425	50.113
3	1	2:02.462	30.179	42.436	49.847	7	1	2:52.191	31.653	58.325	
4	1	2:02.027	30.088	42.409	49.530	8	1	6:58.936	5:07.123	43.108	

88 Massimiliano Lanza (ITA) (Chevrolet Camaro)

Theoretische Bestzeit: 2:04.415

Lap	D	Time	S1	S2	S3	Lap	D	Time	S1	S2	S3
1	1	5:35.172				7	1	2:05.034	30.328	43.348	51.358
2	1	2:06.719	31.047	43.761	51.911	8	1	2:31.410	30.520		
3	1	2:30.464	31.372	43.900	1:15.192	9	1	9:02.870			
4	1	3:01.382	51.661	1:04.539	1:05.182	10	1	2:02.888			
5	1	2:07.741	33.173	43.783	50.785	11	1	2:06.238			
6	1	2:05.542	30.766	43.302	51.474						

90 Naveh Talor (ISR) (Chevrolet Camaro)

Theoretische Bestzeit: 2:04.402

Lap	D	Time	S1	S2	S3	Lap	D	Time	S1	S2	S3
1	1	11:21.128		50.407		6	1	2:06.206	33.110	43.058	50.038
2	1	3:37.409	1:58.127	46.927	52.355	7	1	2:42.321	31.421	43.128	
3	1	2:08.783	32.266	45.036	51.481	8	1	4:58.111	3:23.280	43.864	50.967
4	1	2:13.121	31.459	44.790	56.872	9	1	2:05.025	31.518	43.249	50.258
5	1	2:06.840	31.965	43.567	51.308	10	1	2:05.149	32.113	43.113	49.923