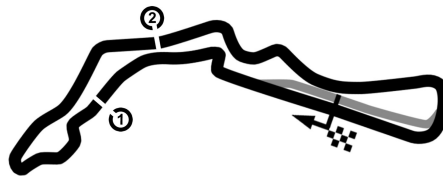


# CZECH TRUCK PRIX 2021

Autodrom Most, length 4212 m

27. - 29. August 2021

Nascar Whelen Euro Series 2



## Lap Analysis free practice 1, 27.08.2021

-Reg.No.: ZAO00321b

### 1 Vladimiros Tziortzis (CYP) (Ford Mustang)

Theoretische Bestzeit: 1:52.935

Lap	D	Time	S1	S2	S3	Lap	D	Time	S1	S2	S3
1	1	5:15.749		49.231	48.660	5	1	1:53.483	29.358	<b>39.386</b>	<b>44.739</b>
2	1	1:54.568	29.057	40.253	45.258	6	1	2:06.337	29.305	46.706	50.326
3	1	<b>1:53.162</b>	28.935	39.485	44.742	7	1	2:25.596	28.921	40.266	
4	1	1:56.224	<b>28.810</b>	39.747	47.667						

### 2 Thomas Krasonis (GRC) (EuroNASCAR FJ)

Theoretische Bestzeit: 1:54.560

Lap	D	Time	S1	S2	S3	Lap	D	Time	S1	S2	S3
1	1	3:01.206		46.475	49.835	8	1	2:24.671	29.623	41.134	
2	1	2:02.853	30.307	43.626	48.920	9	1	5:53.053	4:21.563	42.999	48.491
3	1	1:57.734	29.292	41.660	46.782	10	1	1:59.422	29.264	41.832	48.326
4	1	2:00.598	34.207	40.759	<b>45.632</b>	11	1	1:59.024	29.114	42.007	47.903
5	1	1:57.918	31.304	40.650	45.964	12	1	2:02.462	29.229	42.587	50.646
6	1	<b>1:56.163</b>	29.348	<b>40.400</b>	46.415	13	1	1:58.263	29.028	41.399	47.836
7	1	1:57.680	<b>28.528</b>	41.688	47.464						

### 7 Martin Doubek (CZE) (Ford Mustang)

Theoretische Bestzeit: 1:53.187

Lap	D	Time	S1	S2	S3	Lap	D	Time	S1	S2	S3
1	1	3:11.291		43.224	47.382	8	1	1:57.484	28.759	39.994	48.731
2	1	1:57.558	30.416	41.093	46.049	9	1	1:57.213	28.942	40.490	47.781
3	1	1:55.023	29.146	40.147	45.730	10	1	2:14.872	29.347	41.017	
4	1	<b>1:53.325</b>	28.523	<b>39.254</b>	<b>45.548</b>	11	1	5:13.305	3:41.701	42.812	48.792
5	1	2:09.748	<b>28.385</b>	40.427		12	1	1:57.511	29.557	40.221	47.733
6	1	3:10.132	1:41.313	40.500	48.319	13	1	1:57.790	29.366	40.343	48.081
7	1	1:58.212	28.857	41.845	47.510						

### 8 Paolo Valeri (ITA) (Chevrolet Camaro)

Theoretische Bestzeit: 1:55.530

Lap	D	Time	S1	S2	S3	Lap	D	Time	S1	S2	S3
1	1	7:24.431		47.842	49.662	7	1	2:06.779	31.828	44.229	50.722
2	1	2:00.883	30.401	43.395	47.087	8	1	2:08.004	30.842	44.960	52.202
3	1	<b>1:55.590</b>	<b>29.031</b>	41.146	<b>45.413</b>	9	1	2:05.455	31.140	43.923	50.392
4	1	1:56.164	29.192	<b>41.086</b>	45.886	10	1	2:05.152	32.188	43.313	49.651
5	1	2:28.179	32.010	45.729		11	1	2:31.584	32.105	49.536	
6	1	4:37.827	3:02.084	44.800	50.943						

### 12 Alina Loibnegger (AUT) (Chevrolet Camaro)

Theoretische Bestzeit: 2:05.601

Lap	D	Time	S1	S2	S3	Lap	D	Time	S1	S2	S3
1	1	6:22.795		50.438	56.963	7	1	2:11.238	32.589	46.074	52.575
2	1	2:28.867	32.866	47.292		8	1	2:09.203	32.532	44.579	52.092
3	1	4:56.304	3:11.371	49.826	55.107	9	1	<b>2:06.766</b>	31.705	<b>43.694</b>	51.367
4	1	2:10.687	32.616	45.045	53.026	10	1	2:07.207	32.712	44.102	<b>50.393</b>
5	1	2:14.319	32.324	46.180	55.815	11	1	2:08.434	<b>31.514</b>	44.625	52.295
6	1	2:11.477	32.377	45.053	54.047						

### 22 Justin Kunz (DEU) (Chevrolet Camaro)

Theoretische Bestzeit: 1:53.569

Lap	D	Time	S1	S2	S3	Lap	D	Time	S1	S2	S3
1	1	5:10.126		41.318	46.030	8	1	2:02.908	30.779	43.338	48.791
2	1	1:55.098	29.158	40.273	45.667	9	1	2:00.192	29.498	41.347	49.347
3	1	<b>1:53.569</b>	<b>28.728</b>	<b>39.538</b>	<b>45.303</b>	10	1	2:03.130	29.362	42.267	51.501
4	1	1:53.885	28.876	39.681	45.328	11	1	1:59.319	29.147	40.748	49.424
5	1	1:55.328	28.964	40.609	45.755	12	1	1:57.247	29.327	40.368	47.552
6	1	2:14.750	29.104	40.944		13	1	2:33.013	29.452	42.133	
7	1	3:56.448	2:13.352	50.054	53.042						

### 23 Leevi Lintukantu (FIN) (Chevrolet Camaro)

Theoretische Bestzeit: 1:53.676

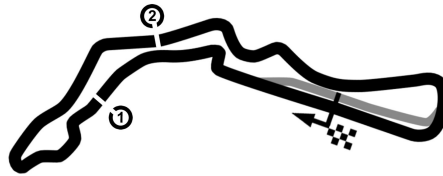
Lap	D	Time	S1	S2	S3	Lap	D	Time	S1	S2	S3
1	1	4:20.137		51.772	53.067	8	1	1:59.078	29.119	40.519	49.440
2	1	2:02.337	30.337	43.480	48.520	9	1	1:57.999	29.046	40.570	48.383
3	1	1:55.729	29.251	40.637	45.841	10	1	1:59.657	29.279	41.453	48.925
4	1	<b>1:54.453</b>	<b>28.893</b>	40.087	<b>45.473</b>	11	1	2:00.204	30.144	41.130	48.930
5	1	1:55.779	29.996	<b>39.310</b>	46.473	12	1	1:58.729	29.282	41.191	48.256

# CZECH TRUCK PRIX 2021

Autodrom Most, length 4212 m

27. - 29. August 2021

Nascar Whelen Euro Series 2



## Lap Analysis free practice 1, 27.08.2021

-Reg.No.: ZAO00321b

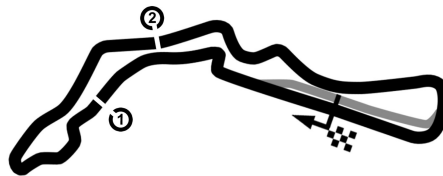
Lap	D	Time	S1	S2	S3	Lap	D	Time	S1	S2	S3
6	1	2:02.547	30.470	42.746	49.331	13	1	1:58.564	29.381	40.885	48.298
7	1	1:57.406	29.174	40.565	47.667	14	1	2:40.039	29.787	43.442	

# CZECH TRUCK PRIX 2021

Autodrom Most, length 4212 m

27. - 29. August 2021

Nascar Whelen Euro Series 2



## Lap Analysis free practice 1, 27.08.2021

-Reg.No.: ZAO00321b

27 Pierluigi Veronesi (ITA) (Ford Mustang)						Theoretische Bestzeit: 1:57.661					
Lap	D	Time	S1	S2	S3	Lap	D	Time	S1	S2	S3
1	1	7:56.181		50.777	51.880	6	1	2:03.967	30.298	42.630	51.039
2	1	2:07.423	32.165	45.540	49.718	7	1	1:59.160	29.482	41.520	48.158
3	1	2:04.522	31.252	44.507	48.763	8	1	1:58.017	29.257	40.992	<b>47.768</b>
4	1	2:26.742	31.614	46.216		9	1	<b>1:57.874</b>	<b>29.218</b>	<b>40.675</b>	47.981
5	1	7:42.314	6:08.756	44.003	49.555						

42 Francesco Garisto (ITA) (Shadow DNM8)						Theoretische Bestzeit: 1:56.450					
Lap	D	Time	S1	S2	S3	Lap	D	Time	S1	S2	S3
1	1	2:58.873		49.174	50.615	7	1	4:52.425	3:06.145	47.499	58.781
2	1	2:06.912	31.073	44.315	51.524	8	1	2:10.749	33.151	45.281	52.317
3	1	2:03.605	30.480	46.129	46.996	9	1	2:10.617	32.708	45.476	52.433
4	1	1:57.830	30.377	42.009	45.444	10	1	2:10.895	32.942	44.661	53.292
5	1	<b>1:56.471</b>	29.492	<b>41.584</b>	<b>45.395</b>	11	1	3:04.278	36.045	1:02.715	
6	1	2:19.186	<b>29.471</b>	42.932							

44 Ian Eric Waden (FIN) (Chevrolet Camaro)						Theoretische Bestzeit: 1:58.531					
Lap	D	Time	S1	S2	S3	Lap	D	Time	S1	S2	S3
1	1	<b>6:33.796</b>		42.151	<b>47.421</b>	3	1	8:15.013	6:09.321	48.922	
2	1	2:23.666	<b>30.558</b>	<b>40.552</b>							

46 Miguel Gomes (PRT) (Chevrolet Camaro)						Theoretische Bestzeit: 2:02.481					
Lap	D	Time	S1	S2	S3	Lap	D	Time	S1	S2	S3
1	1	9:54.673		50.556	56.201	7	1	2:06.037	30.826	44.734	50.477
2	1	2:10.289	30.690	46.356	53.243	8	1	2:07.574	30.658	44.706	52.210
3	1	2:08.420	30.686	45.611	52.123	9	1	2:08.340	30.947	46.397	50.996
4	1	2:05.336	30.399	44.049	50.888	10	1	2:08.889	32.648	44.326	51.915
5	1	2:12.277	31.913	46.293	54.071	11	1	<b>2:02.481</b>	<b>30.298</b>	<b>43.180</b>	<b>49.003</b>
6	1	2:11.892	33.945	45.683	52.264						

48 Yevgen Sokolovskiy (UKR) (Chevrolet Camaro)						Theoretische Bestzeit: 1:55.259					
Lap	D	Time	S1	S2	S3	Lap	D	Time	S1	S2	S3
1	1	4:33.335		41.719	47.635	6	1	4:06.691	2:33.609	43.501	49.581
2	1	1:56.570	29.019	40.510	47.041	7	1	1:58.971	29.046	41.382	48.543
3	1	1:56.540	28.931	41.252	46.357	8	1	1:59.031	29.233	41.117	48.681
4	1	<b>1:55.469</b>	28.839	<b>40.451</b>	<b>46.179</b>	9	1	2:25.842	29.226	44.957	
5	1	2:23.167	<b>28.629</b>	42.609							

50 Tobias Dauenhauer (DEU) (Ford Mustang)						Theoretische Bestzeit: 1:52.856					
Lap	D	Time	S1	S2	S3	Lap	D	Time	S1	S2	S3
1	1	4:19.647		56.779	46.284	8	1	4:26.055	2:57.730	40.655	47.670
2	1	1:57.469	29.329	41.458	46.682	9	1	1:58.645	29.400	41.330	47.915
3	1	1:53.985	28.946	39.823	<b>45.216</b>	10	1	2:00.353	30.399	42.272	47.682
4	1	<b>1:53.352</b>	<b>28.789</b>	<b>38.851</b>	45.712	11	1	1:57.677	29.547	40.814	47.316
5	1	1:57.157	29.564	39.452	48.141	12	1	1:56.514	29.323	40.004	47.187
6	1	1:54.603	28.868	39.728	46.007	13	1	1:56.743	29.386	40.023	47.334
7	1	2:09.715	29.263	40.453							

54 Arianna Casoli (ITA) (Chevrolet Camaro)						Theoretische Bestzeit: 2:10.401					
Lap	D	Time	S1	S2	S3	Lap	D	Time	S1	S2	S3
1	1	3:27.345		51.198	55.529	7	1	2:11.623	31.551	45.740	54.332
2	1	2:16.743	33.364	48.228	55.151	8	1	2:13.321	32.179	47.294	<b>53.848</b>
3	1	2:15.554	32.256	49.122	54.176	9	1	2:14.691	32.113	47.232	55.346
4	1	<b>2:11.145</b>	<b>31.268</b>	45.746	54.131	10	1	2:14.264	32.649	47.661	53.954
5	1	2:30.987	33.602	<b>45.285</b>		11	1	2:14.112	33.160	46.485	54.467
6	1	5:03.574	3:21.949	47.630	53.995	12	1	2:13.733	32.898	46.412	54.423

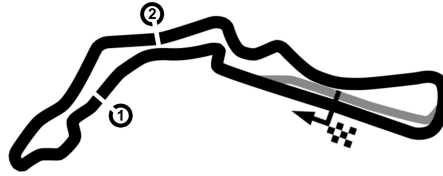
56 Advait Deodhar (IND) (Ford Mustang)						Theoretische Bestzeit: 1:53.046					
Lap	D	Time	S1	S2	S3	Lap	D	Time	S1	S2	S3
1	1	2:46.858		47.548	51.255	8	1	1:59.557	29.709	41.505	48.343

# CZECH TRUCK PRIX 2021

Autodrom Most, length 4212 m

27. - 29. August 2021

Nascar Whelen Euro Series 2



## Lap Analysis free practice 1, 27.08.2021

-Reg.No.: ZAO00321b

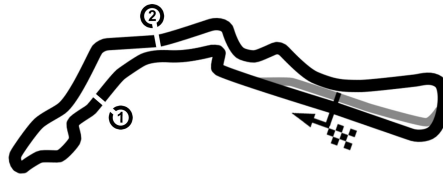
Lap	D	Time	S1	S2	S3	Lap	D	Time	S1	S2	S3
2	1	2:01.725	31.589	42.975	47.161	9	1	1:58.955	28.996	41.166	48.793
3	1	1:55.509	29.119	40.745	45.645	10	1	1:57.613	28.840	40.938	47.835
4	1	2:00.065	29.505	41.201	49.359	11	1	1:58.511	28.977	41.043	48.491
5	1	<b>1:53.046</b>	<b>28.346</b>	<b>39.637</b>	<b>45.063</b>	12	1	2:01.129	29.128	41.410	50.591
6	1	2:20.671	29.046	40.957		13	1	1:58.086	29.506	40.663	47.917
7	1	4:11.727	2:38.988	43.492	49.247	14	1	2:29.580	29.070	43.337	

# CZECH TRUCK PRIX 2021

Autodrom Most, length 4212 m

27. - 29. August 2021

Nascar Whelen Euro Series 2



## Lap Analysis free practice 1, 27.08.2021

-Reg.No.: ZAO00321b

### 64 Eric Quintal (FRA) (Ford Mustang)

Theoretische Bestzeit: 2:07.065

Lap	D	Time	S1	S2	S3	Lap	D	Time	S1	S2	S3
1	1	6:31.847		55.642	56.921	6	1	2:08.530	32.101	<b>45.593</b>	50.836
2	1	2:16.520	34.432	46.807	55.281	7	1	2:11.477	31.816	47.593	52.068
3	1	2:10.212	<b>30.970</b>	46.818	52.424	8	1	2:22.951	35.164	48.874	58.913
4	1	2:10.455	32.660	47.272	50.523	9	1	3:14.576	39.962	1:01.835	
5	1	<b>2:07.887</b>	31.472	45.913	<b>50.502</b>	10	1	5:35.193	3:56.532	46.750	51.911

### 66 Simon Pilate (BEL) (Chevrolet Camaro)

Theoretische Bestzeit:

Lap	D	Time	S1	S2	S3	Lap	D	Time	S1	S2	S3
1	1	14:01.597		<b>45.375</b>							

### 77 Gil Linster (LUX) (Chevrolet Camaro)

Theoretische Bestzeit: 1:54.979

Lap	D	Time	S1	S2	S3	Lap	D	Time	S1	S2	S3
1	1	6:43.219		43.463	47.077	7	1	2:18.192	29.428	41.062	
2	1	1:57.125	29.664	40.936	46.525	8	1	4:56.829	3:25.011	42.645	49.173
3	1	<b>1:55.599</b>	29.558	<b>40.196</b>	<b>45.845</b>	9	1	2:00.076	30.436	41.122	48.518
4	1	1:56.465	29.173	40.707	46.585	10	1	1:58.251	29.177	40.808	48.266
5	1	1:57.391	<b>28.938</b>	40.528	47.925	11	1	1:57.767	29.365	40.698	47.704
6	1	1:58.275	29.216	40.993	48.066	12	1	1:59.363	29.995	40.648	48.720

### 88 Massimiliano Lanza (ITA) (Chevrolet Camaro)

Theoretische Bestzeit: 1:52.774

Lap	D	Time	S1	S2	S3	Lap	D	Time	S1	S2	S3
1	1	4:49.891		42.905	46.108	7	1	2:00.816	29.571	42.385	48.860
2	1	1:55.692	29.152	40.644	45.896	8	1	1:59.841	29.725	42.100	48.016
3	1	1:55.004	29.316	40.466	45.222	9	1	2:00.913	30.071	41.808	49.034
4	1	<b>1:52.806</b>	28.418	<b>39.309</b>	<b>45.079</b>	10	1	1:59.159	29.642	41.439	48.078
5	1	2:21.135	<b>28.386</b>	42.746		11	1	2:29.543	31.032	45.496	
6	1	4:37.277	3:07.049	41.599	48.629						

### 89 Alberto Panebianco (ITA) (Chevrolet Camaro)

Theoretische Bestzeit: 1:52.667

Lap	D	Time	S1	S2	S3	Lap	D	Time	S1	S2	S3
1	1	6:16.949		44.552	48.924	7	1	1:56.898	28.963	40.055	47.880
2	1	1:55.703	30.330	40.585	<b>44.788</b>	8	1	2:01.608	29.477	42.178	49.953
3	1	<b>1:53.437</b>	29.330	<b>38.985</b>	45.122	9	1	2:02.228	29.994	42.514	49.720
4	1	1:56.112	28.972	40.083	47.057	10	1	1:59.634	30.084	41.111	48.439
5	1	1:55.383	<b>28.894</b>	40.157	46.332	11	1	2:00.299	29.326	40.854	50.119
6	1	1:58.224	29.102	40.479	48.643	12	1	2:22.015	30.782	41.189	

### 90 Naveh Talor (ISR) (Chevrolet Camaro)

Theoretische Bestzeit: 2:04.301

Lap	D	Time	S1	S2	S3	Lap	D	Time	S1	S2	S3
1	1	26:46.179		49.820	51.315	3	1	<b>2:04.715</b>	<b>30.868</b>	44.352	<b>49.495</b>
2	1	2:06.533	32.636	<b>43.938</b>	49.959						