

CZECH TRUCK PRIX 2021

Autodrom Most, length 4212 m

27. - 29. August 2021

FIA European Truck Racing Championship

Lap Analysis Race 2, 28.08.2021

FIA-Visa.No.: 3ETRC-CZE 25.08.2021

1 Jochen HAHN , IVECO / DEU

Theoretical Best: 2:03.595

Lap	Time	S1	S2	S3	Lap	Time	S1	S2	S3
1	2:18.767	43.370	44.330	51.067	7	2:04.860	32.113	42.851	49.896
2	2:07.900	33.493	43.385	51.022	8	2:04.882	32.083	42.748	50.051
3	2:04.642	32.031	42.696	49.915	9	2:08.646	32.530	44.098	52.018
4	2:05.615	32.120	42.848	50.647	10	2:04.515	32.066	42.487	49.962
5	2:04.002	31.890	42.473	49.639	11	2:04.964	31.908	42.989	50.067
6	2:03.793	31.696	42.260	49.837					

11 André KURSIM , IVECO / DEU

Theoretical Best: 2:03.806

Lap	Time	S1	S2	S3	Lap	Time	S1	S2	S3
1	2:09.042	35.644	42.748	50.650	7	2:04.013	31.569	42.555	49.889
2	2:05.079	31.807	42.791	50.481	8	2:04.287	31.560	42.768	49.959
3	2:04.720	31.766	42.800	50.154	9	2:04.169	31.604	42.664	49.901
4	2:04.134	31.472	42.640	50.022	10	2:04.890	31.644	43.261	49.985
5	2:04.035	31.520	42.445	50.070	11	2:05.833	32.143	43.434	50.256
6	2:04.488	31.560	42.783	50.145					

17 Shane BRERETON , MAN / GBR

Theoretical Best: 2:04.886

Lap	Time	S1	S2	S3	Lap	Time	S1	S2	S3
1	2:15.061	40.030	44.136	50.895	7	2:05.208	32.054	43.003	50.151
2	2:06.159	32.936	43.079	50.144	8	2:06.138	32.512	43.039	50.587
3	2:05.120	32.264	42.855	50.001	9	2:07.277	32.896	44.161	50.220
4	2:05.319	32.215	42.904	50.200	10	2:05.707	32.362	42.992	50.353
5	2:05.035	32.058	42.915	50.062	11	2:06.150	32.350	43.285	50.515
6	2:04.987	32.030	42.909	50.048					

20 Teo CALVET , FREIGHTLINER / FRA

Theoretical Best: 2:04.023

Lap	Time	S1	S2	S3	Lap	Time	S1	S2	S3
1	2:09.650	36.039	42.737	50.874	7	2:04.511	31.416	42.880	50.215
2	2:05.087	31.821	42.838	50.428	8	2:04.674	31.766	42.742	50.166
3	2:04.690	31.769	42.585	50.336	9	2:04.971	31.662	42.903	50.406
4	2:04.286	31.516	42.748	50.022	10	2:05.450	31.736	43.111	50.603
5	2:04.929	31.552	42.841	50.536	11	2:05.949	31.737	43.252	50.960
6	2:05.703	31.527	43.737	50.439					

22 Lukas L. HAHN , IVECO / DEU

Theoretical Best: 2:04.608

Lap	Time	S1	S2	S3	Lap	Time	S1	S2	S3
1	2:16.104	41.514	43.604	50.986	7	2:04.940	32.129	42.749	50.062
2	2:06.487	32.940	43.146	50.401	8	2:05.585	32.327	43.043	50.215
3	2:05.495	32.470	42.889	50.136	9	2:13.288	32.828	50.142	50.318
4	2:05.343	32.290	42.855	50.198	10	2:05.609	32.281	43.119	50.209
5	2:04.731	32.011	42.744	49.976	11	2:05.681	32.308	43.042	50.331
6	2:04.775	32.178	42.678	49.919					

23 Antonio ALBACETE , MAN / ESP

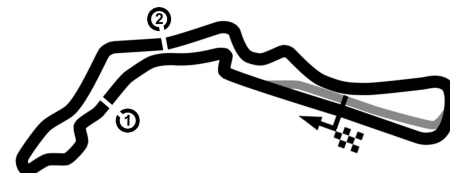
Theoretical Best: 2:04.491

Lap	Time	S1	S2	S3	Lap	Time	S1	S2	S3
1	2:12.675	38.089	44.090	50.496	7	2:05.533	32.055	43.087	50.391
2	2:05.681	32.451	42.830	50.400	8	2:05.043	31.976	42.840	50.227
3	2:04.734	32.031	42.585	50.118	9	2:05.229	32.200	42.761	50.268
4	2:04.625	31.999	42.696	49.930	10	2:06.190	32.363	43.452	50.375
5	2:05.118	32.279	42.796	50.043	11	2:05.821	32.327	43.057	50.437
6	2:04.815	32.060	42.599	50.156					

24 Steffen FAAS , SCANIA / DEU

Theoretical Best: 2:05.131

Lap	Time	S1	S2	S3	Lap	Time	S1	S2	S3
1	2:17.415	41.993	44.527	50.895	7	2:05.359	31.941	42.935	50.483
2	2:07.456	32.936	44.091	50.429	8	2:05.969	32.274	43.213	50.482
3	2:05.974	32.463	43.125	50.386	9	2:07.526	32.429	44.049	51.048
4	2:06.611	32.040	43.145	51.426	10	2:06.251	32.206	43.383	50.662
5	2:05.740	32.296	43.189	50.255	11	2:05.982	32.158	43.336	50.488



CZECH TRUCK PRIX 2021

Autodrom Most, length 4212 m

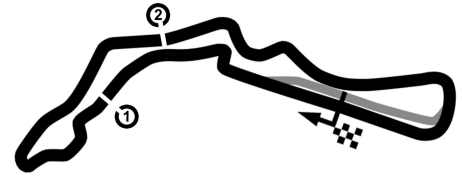
27. - 29. August 2021

FIA European Truck Racing Championship

Lap Analysis Race 2, 28.08.2021

FIA-Visa.No.: 3ETRC-CZE 25.08.2021

Lap	Time	S1	S2	S3	Lap	Time	S1	S2	S3
6	2:05.613	32.191	42.943	50.479					



CZECH TRUCK PRIX 2021

Autodrom Most, length 4212 m

27. - 29. August 2021

FIA European Truck Racing Championship

Lap Analysis Race 2, 28.08.2021

FIA-Visa.No.: 3ETRC-CZE 25.08.2021

25 Heinrich Clemens HECKER , MAN / DEU

Theoretical Best: 2:05.242

Lap	Time	S1	S2	S3	Lap	Time	S1	S2	S3
1	2:19.696	42.775	45.860	51.061	7	2:06.525	32.190	43.278	51.057
2	2:07.611	32.904	43.973	50.734	8	2:08.269	32.251	44.460	51.558
3	2:06.338	32.348	43.185	50.805	9	2:06.900	32.142	43.996	50.762
4	2:05.834	32.029	43.526	50.279	10	2:06.375	32.303	43.487	50.585
5	2:05.896	32.528	43.077	50.291	11	2:06.836	32.310	43.444	51.082
6	2:05.326	31.988	43.161	50.177					

29 Aliyyah KOLOC , FREIGHTLINER / CZE

Theoretical Best: 2:05.896

Lap	Time	S1	S2	S3	Lap	Time	S1	S2	S3
1	2:20.292	43.951	45.057	51.284	7	2:06.590	32.278	43.431	50.881
2	2:08.167	32.853	44.204	51.110	8	2:06.341	32.344	43.407	50.590
3	2:06.850	32.566	43.633	50.651	9	2:06.897	32.303	43.915	50.679
4	2:06.232	32.350	43.192	50.690	10	2:06.763	32.374	43.585	50.804
5	2:08.673	32.468	45.396	50.809	11	2:06.085	32.114	43.294	50.677
6	2:08.035	32.759	44.162	51.114					

30 Sascha LENZ , MAN / DEU

Theoretical Best: 2:04.125

Lap	Time	S1	S2	S3	Lap	Time	S1	S2	S3
1	2:13.266	38.255	44.064	50.947	7	2:05.398	32.117	42.914	50.367
2	2:05.506	32.425	42.537	50.544	8	2:05.104	32.250	42.727	50.127
3	2:04.976	32.022	42.568	50.386	9	2:06.263	32.478	43.733	50.052
4	2:04.230	31.908	42.540	49.782	10	2:05.138	31.806	42.978	50.354
5	2:05.315	32.592	42.919	49.804	11	2:06.031	32.272	43.204	50.555
6	2:04.664	32.025	42.778	49.861					

33 Jamie ANDERSON , MAN / GBR

Theoretical Best: 2:04.363

Lap	Time	S1	S2	S3	Lap	Time	S1	S2	S3
1	2:16.441	41.646	44.185	50.610	7	2:04.794	31.938	42.735	50.121
2	2:07.114	33.191	43.195	50.728	8	2:05.206	32.121	43.059	50.026
3	2:05.694	32.431	42.951	50.312	9	2:09.938	32.615	44.995	52.328
4	2:04.987	32.234	42.764	49.989	10	2:05.113	31.929	42.618	50.566
5	2:04.847	32.128	42.491	50.228	11	2:04.738	31.883	42.743	50.112
6	2:05.009	32.138	42.548	50.323					

41 Norbert KISS , MAN / HUN

Theoretical Best: 2:02.811

Lap	Time	S1	S2	S3	Lap	Time	S1	S2	S3
1	2:11.540	37.791	43.330	50.419	7	2:03.133	31.590	42.103	49.440
2	2:04.295	31.724	42.487	50.084	8	2:04.268	31.452	42.958	49.858
3	2:04.766	32.087	42.496	50.183	9	2:04.149	31.821	42.403	49.925
4	2:04.427	31.797	42.683	49.947	10	2:04.953	31.530	43.382	50.041
5	2:04.325	32.493	42.234	49.598	11	2:04.517	31.852	42.967	49.698
6	2:03.345	31.284	42.637	49.424					

44 Stephanie HALM , IVECO / DEU

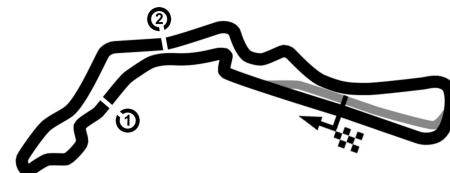
Theoretical Best: 2:04.440

Lap	Time	S1	S2	S3	Lap	Time	S1	S2	S3
1	2:11.937	37.597	43.232	51.108	7	2:05.331	31.754	43.169	50.408
2	2:05.401	32.259	42.945	50.197	8	2:05.020	31.750	42.988	50.282
3	2:04.698	31.722	42.886	50.090	9	2:05.370	32.136	42.896	50.338
4	2:05.386	31.987	42.749	50.650	10	2:06.149	32.180	43.457	50.512
5	2:04.949	31.601	42.986	50.362	11	2:05.602	32.051	43.079	50.472
6	2:04.898	31.725	42.786	50.387					

55 Adam LACKO , FREIGHTLINER / CZE

Theoretical Best: 2:04.434

Lap	Time	S1	S2	S3	Lap	Time	S1	S2	S3
1	2:14.156	39.389	44.106	50.661	7	2:04.971	31.985	42.799	50.187
2	2:05.734	32.390	42.949	50.395	8	2:05.411	32.212	43.012	50.187
3	2:05.545	32.135	43.115	50.295	9	2:05.866	31.986	43.543	50.337
4	2:04.451	31.720	42.802	49.929	10	2:05.724	32.263	43.073	50.388
5	2:04.633	31.878	42.785	49.970	11	2:05.412	32.011	43.085	50.316



CZECH TRUCK PRIX 2021

Autodrom Most, length 4212 m

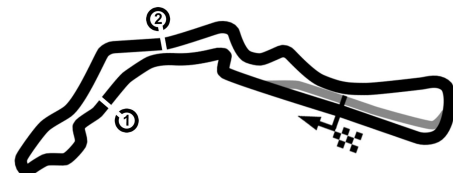
27. - 29. August 2021

FIA European Truck Racing Championship

Lap Analysis Race 2, 28.08.2021

FIA-Visa.No.: 3ETRC-CZE 25.08.2021

Lap	Time	S1	S2	S3	Lap	Time	S1	S2	S3
6	2:05.112	32.035	42.968	50.109					



CZECH TRUCK PRIX 2021

Autodrom Most, length 4212 m

27. - 29. August 2021

FIA European Truck Racing Championship

Lap Analysis Race 2, 28.08.2021

FIA-Visa.No.: 3ETRC-CZE 25.08.2021

66 Anthony JANIEC , MAN / FRA

Theoretical Best: 2:04.315

Lap	Time	S1	S2	S3	Lap	Time	S1	S2	S3
1	2:10.171	37.325	42.398	50.448	7	2:05.396	31.952	42.781	50.663
2	2:05.244	32.367	42.635	50.242	8	2:05.600	32.127	42.972	50.501
3	2:04.793	31.979	42.519	50.295	9	2:05.361	32.005	42.845	50.511
4	2:04.610	31.922	42.693	49.995	10	2:05.596	32.008	42.945	50.643
5	2:06.281	32.961	42.882	50.438	11	2:06.015	32.048	43.113	50.854
6	2:05.107	31.995	42.687	50.425					

77 René REINERT , IVECO / DEU

Theoretical Best: 2:04.797

Lap	Time	S1	S2	S3	Lap	Time	S1	S2	S3
1	2:14.704	39.505	44.324	50.875	7	2:05.377	32.030	42.960	50.387
2	2:05.830	32.393	43.014	50.423	8	2:06.223	32.478	43.166	50.579
3	2:05.313	32.342	42.810	50.161	9	2:14.789	32.958	43.957	57.874
4	2:05.150	32.289	42.810	50.051	10	2:09.235	34.687	43.418	51.130
5	2:04.993	31.939	42.807	50.247	11	2:07.905	32.674	43.873	51.358
6	2:05.249	32.027	43.107	50.115					

86 Luke GARRETT , MAN / GBR

Theoretical Best: 2:06.069

Lap	Time	S1	S2	S3	Lap	Time	S1	S2	S3
1	2:18.544	42.504	44.582	51.458	7	2:19.522	45.202	43.579	50.741
2	2:09.291	32.928	43.857	52.506	8	2:06.585	32.160	43.730	50.695
3	2:06.531	32.504	43.383	50.644	9	2:06.849	32.061	43.642	51.146
4	2:06.728	32.358	43.430	50.940	10	2:06.947	32.390	43.664	50.893
5	2:08.744	32.241	45.685	50.818	11	2:06.275	32.042	43.429	50.804
6	2:25.338	32.764	43.726						