


35 GRAN PREMIO DE CAMIONES

Circuito del Jarama, length 3850 m

01. - 02. October 2022

Spain Truck Racing Championship



Lap Analysis race 1, 01.10.2022

-Reg.No.: 22114/ETRC

6 José Luis HERRERO CASTILLA (ESP) (MERCEDES SK) Theoretische Bestzeit: 2:14.629

Lap	D	Time	S1	S2	S3	Lap	D	Time	S1	S2	S3
1	1	2:32.423	1:05.783	47.733	38.907	6	1	2:16.772	52.892	45.833	38.047
2	1	2:20.378	53.334	48.980	38.064	7	1	2:17.037	54.340	45.192	37.505
3	1	2:17.840	52.805	46.583	38.452	8	1	2:15.681	52.416	45.027	38.238
4	1	2:17.266	53.956	45.138	38.172	9	1	2:20.272	54.500	46.179	39.593
5	1	2:15.996	53.783	44.840	37.373						

8 David SANCHEZ PANOS (ESP) (MERCEDES SK) Theoretische Bestzeit: 2:13.228

Lap	D	Time	S1	S2	S3	Lap	D	Time	S1	S2	S3
1	1	2:24.349	1:00.576	45.526	38.247	6	1	2:13.703	52.357	43.938	37.408
2	1	2:17.026	52.854	45.493	38.679	7	1	2:14.126	52.256	44.576	37.294
3	1	2:14.031	52.311	44.610	37.110	8	1	2:15.412	52.506	45.188	37.718
4	1	2:14.026	52.687	43.862	37.477	9	1	2:18.196	53.291	46.214	38.691
5	1	2:13.736	52.304	44.145	37.287						

9 Aaron BASTIAN ALONSO (ESP) (SISU SL250) Theoretische Bestzeit: 2:22.817

Lap	D	Time	S1	S2	S3	Lap	D	Time	S1	S2	S3
1	1	2:39.535	1:07.973	49.349	42.213	4	1	2:24.121	55.209	49.342	39.570
2	1	2:25.513	56.085	48.403	41.025	5	1	2:23.441	54.919	49.027	39.495
3	1	2:25.406	56.965	48.744	39.697						

19 Pedro ALDOMAR CALLE (ESP) (VOLVO FL) Theoretische Bestzeit: 2:27.799

Lap	D	Time	S1	S2	S3	Lap	D	Time	S1	S2	S3
1	1	2:48.615	1:11.227	52.436	44.952	5	1	2:30.185	56.538	51.949	41.698
2	1	2:29.276	56.388	50.818	42.070	6	1	2:31.736	57.651	50.730	43.355
3	1	2:29.712	56.484	50.993	42.235	7	1	2:29.935	55.518	52.442	41.975
4	1	2:29.105	56.625	50.929	41.551	8	1	2:29.876	55.978	51.238	42.660

23 Pedro MÉNDEZ PAGAN (ESP) (DAF CF1100) Theoretische Bestzeit: 2:22.319

Lap	D	Time	S1	S2	S3	Lap	D	Time	S1	S2	S3
1	1	2:40.284	1:09.850	50.614	39.820	3	1	2:56.932	1:02.276	57.381	
2	1	2:24.168	54.259	48.240	41.669						

25 Pedro MARCO SANCHEZ (ESP) (MAN TGA 410) Theoretische Bestzeit: 2:08.009

Lap	D	Time	S1	S2	S3	Lap	D	Time	S1	S2	S3
1	1	2:16.633	56.992	43.899	35.742	6	1	2:09.713	50.916	42.762	36.035
2	1	2:09.992	50.453	43.370	36.169	7	1	2:09.947	50.956	42.897	36.094
3	1	2:09.080	50.694	42.274	36.112	8	1	2:09.535	50.530	43.166	35.839
4	1	2:09.251	51.410	41.891	35.950	9	1	2:08.657	50.534	42.254	35.869
5	1	2:09.041	50.376	42.564	36.101						

26 Pedro Ignacio GARCIA MARCO (ESP) (IVECO POWERSTAR) Theoretische Bestzeit: 2:07.656

Lap	D	Time	S1	S2	S3	Lap	D	Time	S1	S2	S3
1	1	2:16.892	55.983	45.362	35.547	6	1	2:09.192	50.653	42.864	35.675
2	1	2:10.783	50.678	43.892	36.213	7	1	2:10.219	51.484	42.760	35.975
3	1	2:09.012	50.079	42.909	36.024	8	1	2:09.429	50.310	43.340	35.779
4	1	2:08.779	51.058	42.030	35.691	9	1	2:08.648	50.627	42.224	35.797
5	1	2:09.332	50.238	42.812	36.282						

32 Miquel PRAT MARTINEZ (ESP) (MAN TGS) Theoretische Bestzeit: 2:04.472


Lap	D	Time	S1	S2	S3	Lap	D	Time	S1	S2	S3
1	1	2:12.976	54.779	43.309	34.888	6	1	2:05.194	49.445	40.820	34.929
2	1	2:04.744	49.684	40.273	34.787	7	1	2:06.522	51.034	40.465	35.023
3	1	2:05.504	49.855	40.372	35.277	8	1	2:05.071	49.601	40.716	34.754
4	1	2:05.617	49.902	40.605	35.110	9	1	2:05.547	49.730	40.720	35.097
5	1	2:05.043	49.870	40.344	34.829						

35 GRAN PREMIO DE CAMIONES

Circuito del Jarama, length 3850 m

01. - 02. October 2022

Spain Truck Racing Championship



Lap Analysis race 1, 01.10.2022

-Reg.No.: 22114/ETRC

38 Eduardo RODRIGUES (PRT) (MAN TGA 1000)

Theoretische Bestzeit: 2:07.346


Lap	D	Time	S1	S2	S3	Lap	D	Time	S1	S2	S3
1	1	2:35.731	54.727	1:04.969	36.035	6	1	2:09.827	50.873	42.498	36.456
2	1	2:08.763	50.875	42.183	35.705	7	1	2:10.808	51.513	42.742	36.553
3	1	2:08.230	49.989	41.818	36.423	8	1	2:10.356	51.034	43.105	36.217
4	1	2:09.219	50.943	42.737	35.539	9	1	2:09.859	50.594	42.600	36.665
5	1	2:09.099	50.709	42.267	36.123						

35 GRAN PREMIO DE CAMIONES

Circuito del Jarama, length 3850 m

01. - 02. October 2022

Spain Truck Racing Championship



Lap Analysis race 1, 01.10.2022

-Reg.No.: 22114/ETRC

48 Nicolás GARCIA CARBONELL (ESP) (MERCEDES SK)

Theoretische Bestzeit: 2:10.620

Lap	D	Time	S1	S2	S3	Lap	D	Time	S1	S2	S3
1	1	2:25.329	1:01.370	44.882	39.077	6	1	2:11.481	51.886	43.104	36.491
2	1	2:14.879	52.574	44.744	37.561	7	1	2:11.294	51.749	42.942	36.603
3	1	2:11.814	52.267	43.212	36.335	8	1	2:11.564	51.813	43.031	36.720
4	1	2:15.795	51.343	47.856	36.596	9	1	2:14.408	52.241	45.304	36.863
5	1	2:11.245	51.527	43.368	36.350						

66 José Alberto VILA SAINZ (ESP) (MAN F2000)

Theoretische Bestzeit: 2:04.653

Lap	D	Time	S1	S2	S3	Lap	D	Time	S1	S2	S3
1	1	2:17.318	58.817	42.888	35.613	6	1	2:05.451	49.402	41.178	34.871
2	1	2:11.509	50.701		1:20.808	7	1	2:07.964	51.636	40.870	35.458
3	1	2:06.794	49.435	41.735	35.624	8	1	2:06.120	49.593	41.242	35.285
4	1	2:06.716	50.607	40.793	35.316	9	1	2:05.857	49.459	40.769	35.629
5	1	2:05.054	49.013	40.825	35.216						

69 Francisco NAVARRO CARRIQUE (ESP) (RENAULT G-290)

Theoretische Bestzeit: 2:25.652

Lap	D	Time	S1	S2	S3	Lap	D	Time	S1	S2	S3
1	1	2:47.973	1:13.792	51.634	42.547	5	1	2:26.508	56.498	48.979	41.031
2	1	2:27.094	56.231	49.400	41.463	6	1	2:28.879	57.736	49.301	41.842
3	1	2:26.583	56.227	48.954	41.402	7	1	2:27.634	55.772	50.786	41.076
4	1	2:27.970	57.128	49.164	41.678	8	1	2:29.624	55.667	51.576	42.381