

Volumex Belgian Truck Grand Prix

Circuit Zolder, length 4000 m

07. - 09. September 2022

Goodyear FIA European Truck Racing Championship

Lap Analysis Race 1, 10.09.2022

FIA-Visa.No.: 6ETRC-BEL 08.09.2022

1 Norbert KISS , MAN / HUN					Theoretical Best: 2:03.876				
Lap	Time	S1	S2	S3	Lap	Time	S1	S2	S3
1	2:13.489	44.781	48.244	40.464	7	2:06.466	39.673	46.960	39.833
2	2:09.210	41.138	47.768	40.304	8	2:05.668	39.506	46.621	39.541
3	2:08.491	40.741	47.531	40.219	9	2:05.032	38.927	46.474	39.631
4	2:08.129	40.619	47.221	40.289	10	2:04.903	38.856	46.295	39.752
5	2:07.250	40.151	47.323	39.776	11	2:04.931	38.476	46.504	39.951
6	2:06.735	39.846	46.969	39.920	12	2:04.502	38.338	45.997	40.167

2 Sascha LENZ , MAN / DEU					Theoretical Best: 2:03.804				
Lap	Time	S1	S2	S3	Lap	Time	S1	S2	S3
1	2:13.263	44.452	48.223	40.588	7	2:06.368	39.901	46.799	39.668
2	2:08.753	40.906	47.523	40.324	8	2:05.746	39.682	46.653	39.411
3	2:08.586	40.980	47.506	40.100	9	2:04.967	39.072	46.318	39.577
4	2:07.767	40.688	47.196	39.883	10	2:05.039	38.913	46.416	39.710
5	2:07.053	40.169	46.879	40.005	11	2:04.910	38.634	46.448	39.828
6	2:07.403	40.308	47.307	39.788	12	2:04.228	38.469	45.924	39.835

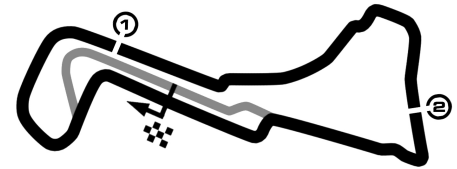
4 Jochen HAHN , IVECO / DEU					Theoretical Best: 2:05.879				
Lap	Time	S1	S2	S3	Lap	Time	S1	S2	S3
1	2:18.269	47.124	49.541	41.604	7	2:08.547	40.720	47.190	40.637
2	2:12.567	42.390	48.923	41.254	8	2:07.995	40.209	47.553	40.233
3	2:11.543	41.701	48.134	41.708	9	2:07.170	39.909	47.251	40.010
4	2:11.185	41.825	48.471	40.889	10	2:07.181	39.898	47.180	40.103
5	2:09.976	41.169	47.935	40.872	11	2:06.704	39.514	46.972	40.218
6	2:08.721	40.909	47.361	40.451	12	2:05.879	39.263	46.774	39.842

11 André KURSIM , IVECO / DEU					Theoretical Best: 2:06.013				
Lap	Time	S1	S2	S3	Lap	Time	S1	S2	S3
1	2:19.381	47.829	49.646	41.906	7	2:08.974	40.263	47.752	40.959
2	2:12.562	41.713	49.181	41.668	8	2:07.720	39.946	47.397	40.377
3	2:11.125	41.447	48.632	41.046	9	2:07.298	39.529	47.156	40.613
4	2:11.156	41.567	48.486	41.103	10	2:06.591	39.352	47.007	40.232
5	2:10.030	40.928	48.430	40.672	11	2:06.347	39.094	46.884	40.369
6	2:09.088	40.623	47.832	40.633	12	2:06.097	39.178	46.865	40.054

14 José Eduardo RODRIGUES , MAN / PRT					Theoretical Best: 2:05.744				
Lap	Time	S1	S2	S3	Lap	Time	S1	S2	S3
1	2:21.551	49.247	50.454	41.850	7	2:08.759	39.993	47.986	40.780
2	2:12.619	41.828	49.379	41.412	8	2:08.347	39.962	48.017	40.368
3	2:11.217	41.623	48.841	40.753	9	2:07.552	39.416	47.575	40.561
4	2:11.204	41.545	48.728	40.931	10	2:06.744	39.266	47.140	40.338
5	2:10.697	40.928	48.826	40.943	11	2:06.462	39.017	47.153	40.292
6	2:10.200	41.002	48.445	40.753	12	2:05.744	38.724	46.774	40.246

17 Shane BRERETON , MAN / GBR					Theoretical Best: 2:05.421				
Lap	Time	S1	S2	S3	Lap	Time	S1	S2	S3
1	2:20.150	48.624	50.159	41.367	7	2:08.697	40.233	48.312	40.152
2	2:13.106	42.483	49.079	41.544	8	2:08.275	40.439	47.733	40.103
3	2:11.739	41.853	48.780	41.106	9	2:07.827	39.720	47.340	40.767
4	2:10.600	41.542	48.394	40.664	10	2:06.788	39.448	47.110	40.230
5	2:11.480	41.176	48.993	41.311	11	2:06.019	39.052	47.050	39.917
6	2:09.340	40.822	47.967	40.551	12	2:05.889	38.882	46.622	40.385

20 Teo CALVET , FREIGHTLINER / FRA					Theoretical Best: 2:05.124				
Lap	Time	S1	S2	S3	Lap	Time	S1	S2	S3
1	2:16.991	46.826	48.758	41.407	7	2:08.840	40.725	47.756	40.359
2	2:11.422	41.825	48.246	41.351	8	2:07.997	40.351	47.505	40.141
3	2:11.632	41.759	48.615	41.258	9	2:07.468	40.028	46.972	40.468
4	2:10.604	41.147	48.293	41.164	10	2:07.570	39.823	47.429	40.318
5	2:09.355	40.984	47.741	40.630	11	2:05.766	39.320	46.656	39.790



Volumex Belgian Truck Grand Prix

Circuit Zolder, length 4000 m

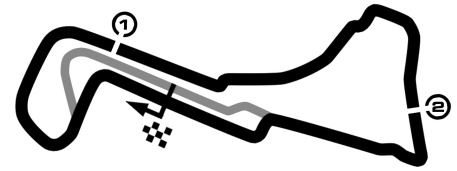
07. - 09. September 2022

Goodyear FIA European Truck Racing Championship

Lap Analysis Race 1, 10.09.2022

FIA-Visa.No.: 6ETRC-BEL 08.09.2022

Lap	Time	S1	S2	S3	Lap	Time	S1	S2	S3
6	2:09.410	41.128	47.591	40.691	12	2:05.368	39.003	46.331	40.034



Volumex Belgian Truck Grand Prix

Circuit Zolder, length 4000 m

07. - 09. September 2022

Goodyear FIA European Truck Racing Championship

Lap Analysis Race 1, 10.09.2022

FIA-Visa.No.: 6ETRC-BEL 08.09.2022

23 Antonio ALBACETE , MAN / ESP

Theoretical Best: 2:04.328

Lap	Time	S1	S2	S3	Lap	Time	S1	S2	S3
1	2:15.534	46.420	48.494	40.620	7	2:07.758	40.061	47.678	40.019
2	2:09.948	41.118	48.076	40.754	8	2:06.960	40.019	47.213	39.728
3	2:09.296	41.052	47.893	40.351	9	2:06.091	40.013	46.611	39.467
4	2:09.225	41.052	47.965	40.208	10	2:05.309	39.167	46.455	39.687
5	2:08.093	40.451	47.473	40.169	11	2:05.010	39.046	46.539	39.425
6	2:07.349	40.108	47.257	39.984	12	2:04.447	38.669	46.234	39.544

24 Steffen FAAS , SCANIA / DEU

Theoretical Best: 2:05.109

Lap	Time	S1	S2	S3	Lap	Time	S1	S2	S3
1	2:19.750	48.061	50.281	41.408	7	2:08.709	39.862	47.962	40.885
2	2:12.938	42.249	49.217	41.472	8	2:07.940	40.124	47.635	40.181
3	2:11.568	41.666	48.341	41.561	9	2:07.771	39.665	47.363	40.743
4	2:10.722	41.207	48.268	41.247	10	2:06.663	39.149	46.973	40.541
5	2:10.675	40.819	49.034	40.822	11	2:05.937	39.114	46.903	39.920
6	2:09.255	40.468	48.004	40.783	12	2:05.408	38.622	46.567	40.219

25 Heinrich Clemens HECKER , SCANIA / DEU

Theoretical Best: 2:08.351

Lap	Time	S1	S2	S3	Lap	Time	S1	S2	S3
1	2:25.499	49.820	53.350	42.329	7	2:11.094	41.225	48.297	41.572
2	2:14.515	42.172	49.833	42.510	8	2:11.486	40.612	49.782	41.092
3	2:13.583	42.162	49.477	41.944	9	2:10.615	40.340	49.300	40.975
4	2:13.863	42.052	50.116	41.695	10	2:09.768	40.267	48.406	41.095
5	2:12.704	41.677	49.253	41.774	11	2:08.646	40.015	48.097	40.534
6	2:11.605	41.502	49.054	41.049	12	2:09.052	39.720	48.291	41.041

33 Jamie ANDERSON , MAN / GBR

Theoretical Best: 2:04.806

Lap	Time	S1	S2	S3	Lap	Time	S1	S2	S3
1	2:18.864	47.329	49.717	41.818	7	2:08.664	40.461	47.371	40.832
2	2:12.550	42.063	49.059	41.428	8	2:07.964	40.118	47.216	40.630
3	2:10.903	41.623	48.131	41.149	9	2:06.985	39.659	47.277	40.049
4	2:09.833	41.181	47.945	40.707	10	2:07.501	39.605	47.705	40.191
5	2:09.239	41.060	47.479	40.700	11	2:06.209	39.535	46.777	39.897
6	2:09.304	40.719	47.626	40.959	12	2:04.806	38.923	46.056	39.827

44 Stephanie HALM , IVECO / DEU

Theoretical Best: 2:05.361

Lap	Time	S1	S2	S3	Lap	Time	S1	S2	S3
1	2:22.963	50.061	51.464	41.438	7	2:09.804	40.600	48.174	41.030
2	2:11.968	41.960	48.907	41.101	8	2:08.555	40.157	47.775	40.623
3	2:11.692	41.807	48.695	41.190	9	2:07.894	39.697	47.137	41.060
4	2:10.978	41.387	48.409	41.182	10	2:07.104	39.361	47.270	40.473
5	2:10.368	41.173	48.387	40.808	11	2:06.215	39.146	46.978	40.091
6	2:10.105	41.198	48.369	40.538	12	2:05.361	38.789	46.780	39.792

55 Adam LACKO , FREIGHTLINER / CZE

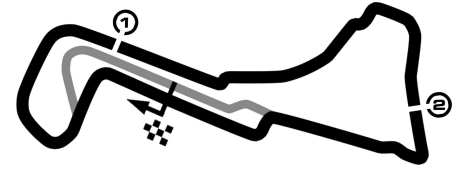
Theoretical Best: 2:04.402

Lap	Time	S1	S2	S3	Lap	Time	S1	S2	S3
1	2:14.543	45.564	48.541	40.438	7	2:07.258	39.954	47.311	39.993
2	2:09.646	40.964	48.219	40.463	8	2:06.722	39.712	47.135	39.875
3	2:09.382	40.891	47.974	40.517	9	2:06.021	39.187	47.255	39.579
4	2:08.757	40.690	48.056	40.011	10	2:05.639	39.133	46.773	39.733
5	2:08.151	40.363	47.817	39.971	11	2:05.116	38.821	46.683	39.612
6	2:08.186	40.089	48.045	40.052	12	2:04.402	38.730	46.482	39.190

66 Jonathan ANDRE , MAN / FRA

Theoretical Best: 2:08.113

Lap	Time	S1	S2	S3	Lap	Time	S1	S2	S3
1	2:26.948	50.633	53.106	43.209	7	2:10.741	40.843	48.447	41.451
2	2:14.689	42.288	49.612	42.789	8	2:11.220	40.141	49.710	41.369
3	2:13.580	42.245	49.779	41.556	9	2:10.787	40.143	49.161	41.483
4	2:14.069	41.864	49.837	42.368	10	2:09.147	39.913	48.435	40.799
5	2:12.150	41.226	49.330	41.594	11	2:09.476	39.985	48.484	41.007



Volumex Belgian Truck Grand Prix

Circuit Zolder, length 4000 m

07. - 09. September 2022

Goodyear FIA European Truck Racing Championship

Lap Analysis Race 1, 10.09.2022

FIA-Visa.No.: 6ETRC-BEL 08.09.2022

Lap	Time	S1	S2	S3	Lap	Time	S1	S2	S3
6	2:11.758	41.176	48.989	41.593	12	2:08.313	39.223	48.091	40.999