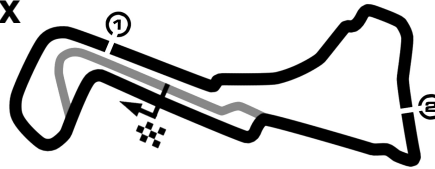


Volumex Belgian Truck Grand Prix

Circuit Zolder, length 4000 m

07. - 09. September 2022

Dutch Truck Racing Cup



Lap Analysis race 2, 10.09.2022

-Reg.No.: C-Z-BTGP-SUP-M59

3 Stefan Kursch () (MAN)

Theoretische Bestzeit: 2:02.853

Lap	D	Time	S1	S2	S3	Lap	D	Time	S1	S2	S3
1	1	2:09.791	43.947	46.427	39.417	6	1	2:03.389	38.496	46.141	38.752
2	1	2:04.339	38.988	46.620	38.731	7	1	2:03.487	38.732	45.833	38.922
3	1	2:04.239	38.856	46.671	38.712	8	1	2:03.076	38.699	45.784	38.593
4	1	2:03.710	38.659	46.118	38.933	9	1	2:04.296	38.755	46.435	39.106
5	1	2:03.313	38.592	46.007	38.714	10	1	2:03.167	38.505	45.764	38.898

4 Frans Smit () (MAN)

Theoretische Bestzeit: 2:02.495

Lap	D	Time	S1	S2	S3	Lap	D	Time	S1	S2	S3
1	1	2:08.636	43.055	46.212	39.369	6	1	2:03.264	39.032	45.675	38.557
2	1	2:04.873	39.176	46.596	39.101	7	1	2:03.638	38.938	45.772	38.928
3	1	2:04.037	39.160	46.056	38.821	8	1	2:03.119	38.651	45.867	38.601
4	1	2:03.230	38.815	45.287	39.128	9	1	2:03.867	38.718	45.968	39.181
5	1	2:03.208	38.699	45.324	39.185	10	1	2:04.152	38.921	45.759	39.472

5 Adam Bint () (Volvo White)

Theoretische Bestzeit: 2:07.632

Lap	D	Time	S1	S2	S3	Lap	D	Time	S1	S2	S3
1	1	2:24.832	49.661	52.353	42.818	6	1	2:08.087	40.216	47.458	40.413
2	1	2:13.092	40.827	49.645	42.620	7	1	2:11.878	41.402	49.109	41.367
3	1	2:10.199	40.725	48.208	41.266	8	1	2:10.689	41.277	48.351	41.061
4	1	2:08.689	40.404	47.642	40.643	9	1	2:09.618	40.728	47.853	41.037
5	1	2:08.619	40.539	47.003	41.077	10	1	2:11.772	40.880	49.371	41.521

31 Jarno vd Pol () (Ford)

Theoretische Bestzeit: 2:13.637

Lap	D	Time	S1	S2	S3	Lap	D	Time	S1	S2	S3
1	1	2:31.194	51.947	55.208	44.039	3	1	2:13.637	41.309	50.237	42.091
2	1	2:16.905	41.979	51.737	43.189						

35 Nimda Kraal () (Volvo)

Theoretische Bestzeit: 2:12.324

Lap	D	Time	S1	S2	S3	Lap	D	Time	S1	S2	S3
1	1	2:27.475	51.025	52.569	43.881	5	1	2:16.181	41.657	49.288	45.236
2	1	2:18.801	43.527	52.605	42.669	6	1	2:39.804	46.843	1:04.346	48.615
3	1	2:13.286	42.253	48.857	42.176	7	1	3:12.071	46.968	58.720	
4	1	2:12.894	41.919	49.165	41.810						

42 Luke Garrett () (MAN)

Theoretische Bestzeit: 2:05.914

Lap	D	Time	S1	S2	S3	Lap	D	Time	S1	S2	S3
1	1	2:20.772	48.909	49.065	42.798	6	1	2:06.507	39.885	46.363	40.259
2	1	2:09.255	39.972	48.629	40.654	7	1	2:07.225	39.292	47.646	40.287
3	1	2:07.970	39.420	47.858	40.692	8	1	2:09.380	39.412	49.340	40.628
4	1	2:06.775	39.344	47.033	40.398	9	1	2:08.528	39.455	48.090	40.983
5	1	2:09.021	39.856	48.112	41.053	10	1	2:07.916	39.974	47.006	40.936

43 Dirk Behnke () (Mercedes)

Theoretische Bestzeit: 2:13.433

Lap	D	Time	S1	S2	S3	Lap	D	Time	S1	S2	S3
1	1	2:46.008	54.049	55.340	56.619	6	1	2:15.214	42.699	50.981	41.534
2	1	2:17.655	43.323	51.721	42.611	7	1	2:18.755	45.588	50.606	42.561
3	1	2:17.872	43.556	51.601	42.715	8	1	2:20.537	42.800	54.985	42.752
4	1	2:17.654	42.836	51.703	43.115	9	1	2:14.306	41.633	50.266	42.407
5	1	2:16.269	42.464	51.153	42.652						

45 Cees Zandbergen () (Scania)

Theoretische Bestzeit: 2:07.252

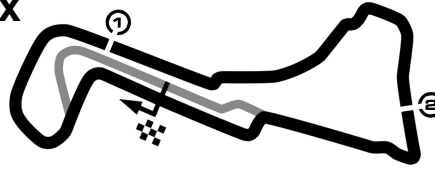
Lap	D	Time	S1	S2	S3	Lap	D	Time	S1	S2	S3
1	1	2:13.209	45.080	47.652	40.477	6	1	2:11.556	41.085	48.737	41.734
2	1	2:08.510	39.872	48.177	40.461	7	1	2:11.316	40.442	49.077	41.797
3	1	2:07.252	39.291	47.563	40.398	8	1	2:10.261	40.168	48.621	41.472
4	1	2:10.124	39.598	47.880	42.646	9	1	2:12.263	39.874	48.262	44.127
5	1	2:13.961	39.985	51.498	42.478	10	1	2:11.672	40.175	49.472	42.025

Volumex Belgian Truck Grand Prix

Circuit Zolder, length 4000 m

07. - 09. September 2022

Dutch Truck Racing Cup



Lap Analysis race 2, 10.09.2022

-Reg.No.: C-Z-BTGP-SUP-M59

50 Willem Breedijk () (Volvo)

Theoretische Bestzeit: 2:09.070

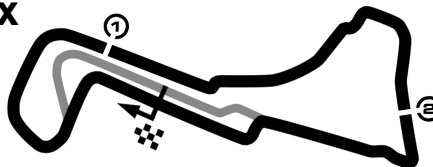
Lap	D	Time	S1	S2	S3	Lap	D	Time	S1	S2	S3
1	1	2:28.509	52.160	52.241	44.108	6	1	2:10.049	40.297	47.799	41.953
2	1	2:14.166	42.612	49.796	41.758	7	1	2:10.764	40.508	48.055	42.201
3	1	2:11.353	40.458	49.033	41.862	8	1	2:11.169	41.177	48.145	41.847
4	1	2:10.789	40.766	48.452	41.571	9	1	2:09.871	40.129	48.369	41.373
5	1	2:10.920	41.111	47.698	42.111	10	1	2:11.172	40.749	49.180	41.243

Volumex Belgian Truck Grand Prix

Circuit Zolder, length 4000 m

07. - 09. September 2022

Dutch Truck Racing Cup



Lap Analysis race 2, 10.09.2022

-Reg.No.: C-Z-BTGP-SUP-M59

51 Bjorn Tjihuis () (DAF)

Theoretische Bestzeit: 2:04.644

Lap	D	Time	S1	S2	S3	Lap	D	Time	S1	S2	S3
1	1	2:11.780	44.544	47.362	39.874	6	1	2:06.012	40.241	46.860	38.911
2	1	2:09.192	40.362	47.698	41.132	7	1	2:06.012	39.667	46.823	39.522
3	1	2:06.899	39.743	46.990	40.166	8	1	2:06.029	39.531	46.661	39.837
4	1	2:05.956	40.318	46.379	39.259	9	1	2:05.277	39.354	46.729	39.194
5	1	2:05.936	39.583	46.938	39.415	10	1	2:05.995	39.401	46.558	40.036

68 Craig Reid () (Iveco)

Theoretische Bestzeit: 2:02.180

Lap	D	Time	S1	S2	S3	Lap	D	Time	S1	S2	S3
1	1	2:12.347	45.299	47.845	39.203	6	1	2:03.152	38.412	46.331	38.409
2	1	2:03.928	39.300	45.899	38.729	7	1	2:03.478	38.759	45.606	39.113
3	1	2:03.520	38.858	45.912	38.750	8	1	2:03.218	38.751	46.037	38.430
4	1	2:03.431	38.295	45.777	39.359	9	1	2:03.914	38.480	46.350	39.084
5	1	2:03.174	38.165	46.156	38.853	10	1	2:03.587	38.354	45.948	39.285

71 Mika Mäkinen () (SISU EVO3)

Theoretische Bestzeit: 2:03.694

Lap	D	Time	S1	S2	S3	Lap	D	Time	S1	S2	S3
1	1	2:16.133	46.804	48.678	40.651	6	1	2:04.690	39.296	45.828	39.566
2	1	2:07.047	39.525	47.352	40.170	7	1	2:05.826	39.091	46.404	40.331
3	1	2:07.276	39.270	47.588	40.418	8	1	2:05.586	39.087	46.679	39.820
4	1	2:07.664	39.208	47.338	41.118	9	1	2:05.793	38.883	46.827	40.083
5	1	2:04.372	38.968	46.132	39.272	10	1	2:07.736	38.594	46.832	42.310

88 Jos Scholten () (Scania)

Theoretische Bestzeit: 2:04.078

Lap	D	Time	S1	S2	S3	Lap	D	Time	S1	S2	S3
1	1	2:19.511	47.557	49.925	42.029	6	1	2:05.260	39.355	46.288	39.617
2	1	2:07.771	39.818	48.023	39.930	7	1	2:04.461	39.074	46.226	39.161
3	1	2:06.782	39.323	47.847	39.612	8	1	2:05.038	39.463	46.089	39.486
4	1	2:06.622	39.077	47.206	40.339	9	1	2:04.707	38.948	46.024	39.735
5	1	2:08.432	39.104	50.125	39.203	10	1	2:04.987	38.893	46.688	39.406

89 Simon Reid () (Iveco)

Theoretische Bestzeit: 2:02.446

Lap	D	Time	S1	S2	S3	Lap	D	Time	S1	S2	S3
1	1	2:13.469	45.832	47.919	39.718	6	1	2:02.815	38.304	45.461	39.050
2	1	2:05.253	39.367	47.205	38.681	7	1	2:02.887	38.395	45.633	38.859
3	1	2:03.964	39.012	46.057	38.895	8	1	2:03.833	38.821	45.698	39.314
4	1	2:03.526	38.582	45.987	38.957	9	1	2:04.337	38.714	46.496	39.127
5	1	2:03.388	38.548	45.894	38.946	10	1	2:03.826	38.792	46.199	38.835

96 Sami Ojanen () (Mercedes Axor)

Theoretische Bestzeit: 2:07.564

Lap	D	Time	S1	S2	S3	Lap	D	Time	S1	S2	S3
1	1	2:23.884	49.939	50.776	43.169	6	1	2:08.892	39.534	47.604	41.754
2	1	2:12.110	41.063	49.201	41.846	7	1	2:08.301	39.961	47.096	41.244
3	1	2:09.759	40.169	47.985	41.605	8	1	2:08.322	39.598	47.790	40.934
4	1	2:08.318	40.180	47.115	41.023	9	1	2:09.119	39.566	47.301	42.252
5	1	2:08.559	40.101	47.282	41.176	10	1	2:10.198	39.821	48.177	42.200