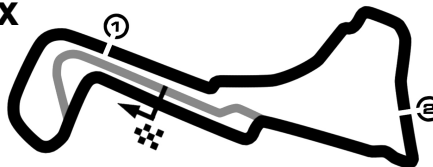


Volumex Belgian Truck Grand Prix

Circuit Zolder, length 4000 m

07. - 09. September 2022

Dutch Truck Racing Cup



Lap Analysis qualifying 2, 11.09.2022

-Reg.No.: C-Z-BTGP-SUP-M59

3 Stefan Kursch () (MAN)

Theoretische Bestzeit: 2:03.115

Lap	D	Time	S1	S2	S3	Lap	D	Time	S1	S2	S3
1	1	3:39.475		1:08.703	46.242	6	1	2:41.273	50.267	1:04.891	46.115
2	1	3:22.314	40.546	1:16.642		7	1	2:04.722	38.689	45.710	40.323
3	1	13:07.784	11:24	56.309	47.320	8	1	2:03.774	38.557	45.818	39.399
4	1	2:03.261	38.611	45.566	39.084	9	1	2:03.712	38.465	46.092	39.155
5	1	2:04.380	39.108	45.743	39.529						

4 Frans Smit () (MAN)

Theoretische Bestzeit: 2:03.255

Lap	D	Time	S1	S2	S3	Lap	D	Time	S1	S2	S3
1	1	3:50.202		1:06.436	54.087	6	1	2:04.557	38.790	46.002	39.765
2	1	4:03.811	43.153	1:38.394		7	1	2:04.176	39.118	45.785	39.273
3	1	12:22.791	10:38	57.885	46.313	8	1	2:06.212	39.709	47.270	39.233
4	1	2:04.477	38.942	45.828	39.707	9	1	2:03.279	38.772	45.574	38.933
5	1	2:03.424	38.748	45.612	39.064	10	1	2:05.246	39.078	46.238	39.930

5 Adam Bint () (Volvo White)

Theoretische Bestzeit: 2:07.355

Lap	D	Time	S1	S2	S3	Lap	D	Time	S1	S2	S3
1	1	3:18.468		1:04.166	44.149	5	1	2:07.509	39.993	47.391	40.125
2	1	3:37.859	42.244	1:14.164		6	1	2:33.301	39.839	48.135	
3	1	13:23.626	11:39	55.717	48.452	7	1	6:31.765	4:53.939	50.491	47.335
4	1	2:09.796	41.212	47.758	40.826						

15 Erwin Kleinnagelvoort () (Scania)

Theoretische Bestzeit: 2:00.990

Lap	D	Time	S1	S2	S3	Lap	D	Time	S1	S2	S3
1	1	2:53.595		57.784	40.291	6	1	2:26.505	40.607	48.254	
2	1	3:05.411	38.730	47.285		7	1	3:19.870	1:54.830	45.742	39.298
3	1	13:32.823	11:59	52.198	41.337	8	1	2:01.055	38.182	44.935	37.938
4	1	2:01.886	38.347	45.069	38.470	9	1	2:01.589	38.169	45.308	38.112
5	1	2:01.527	38.117	45.090							

31 Jarno vd Pol () (Ford)

Theoretische Bestzeit: 2:12.441

Lap	D	Time	S1	S2	S3	Lap	D	Time	S1	S2	S3
1	1	3:06.746		1:00.346	46.741	6	1	2:13.283	41.087	49.432	42.764
2	1	3:41.270	44.249	1:13.945		7	1	2:14.874	41.649	49.826	43.399
3	1	12:57.999	11:19	53.632	44.761	8	1	2:12.629	40.665	49.168	42.796
4	1	2:15.754	41.693	50.515	43.546	9	1	2:15.963	43.861	49.328	42.774
5	1	2:14.485	41.651	50.226	42.608						

35 Nimda Kraal () (Volvo)

Theoretische Bestzeit: 2:15.725

Lap	D	Time	S1	S2	S3	Lap	D	Time	S1	S2	S3
1	1	3:04.188		1:00.675	46.718	5	1	2:48.195	43.993	53.383	
2	1	3:40.460	44.105	1:15.594		6	1	3:35.710	2:01.189	50.759	43.762
3	1	13:02.345	11:29	49.452	43.779	7	1	2:18.907	42.866	50.068	45.973
4	1	2:20.843	42.511	52.367	45.965	8	1	2:17.839	43.541	49.544	44.754

42 Luke Garrett () (MAN)

Theoretische Bestzeit:

Lap	D	Time	S1	S2	S3	Lap	D	Time	S1	S2	S3
1	1	2:46.440		58.310	43.879						

43 Dirk Behnke () (Mercedes)

Theoretische Bestzeit: 2:11.677

Lap	D	Time	S1	S2	S3	Lap	D	Time	S1	S2	S3
1	1	3:53.064		1:06.127	56.240	5	1	2:13.762	42.416	49.872	41.474
2	1	4:07.404	44.548	1:35.568		6	1	2:31.310	41.113	49.392	
3	1	12:24.415	10:38	58.065	47.495	7	1	4:37.688	3:02.362	52.567	42.759
4	1	2:15.050	42.059	50.809	42.182	8	1	2:16.805	45.153	50.480	41.172

45 Cees Zandbergen () (Scania)

Theoretische Bestzeit: 2:06.077

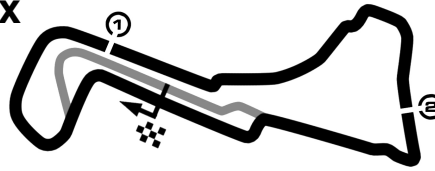
Lap	D	Time	S1	S2	S3	Lap	D	Time	S1	S2	S3
1	1	2:51.356		57.207	42.477	5	1	2:04.838	39.106	46.324	

Volumex Belgian Truck Grand Prix

Circuit Zolder, length 4000 m

07. - 09. September 2022

Dutch Truck Racing Cup



Lap Analysis qualifying 2, 11.09.2022

-Reg.No.: C-Z-BTGP-SUP-M59

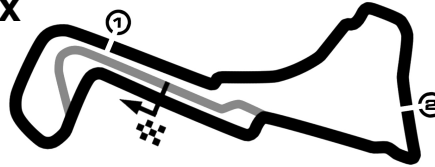
Lap	D	Time	S1	S2	S3	Lap	D	Time	S1	S2	S3
2	1	3:03.581	39.753	47.943		6	1	2:08.851	39.049	47.795	42.007
3	1	13:44.064	12:11	49.613	43.085	7	1	2:16.267	40.436	55.127	40.704
4	1	2:09.695	40.219	47.454	42.022	8	1	2:38.757	39.242	46.416	

Volumex Belgian Truck Grand Prix

Circuit Zolder, length 4000 m

07. - 09. September 2022

Dutch Truck Racing Cup



Lap Analysis qualifying 2, 11.09.2022

-Reg.No.: C-Z-BTGP-SUP-M59

50 Willem Breedijk () (Volvo)						Theoretische Bestzeit: 2:08.202					
Lap	D	Time	S1	S2	S3	Lap	D	Time	S1	S2	S3
1	1	2:54.816		57.553	47.200	6	1	2:09.418	40.307	47.762	41.349
2	1	3:27.214	41.002	49.414		7	1	2:09.457	40.323	48.027	41.107
3	1	13:16.457	11:41	50.716	44.342	8	1	2:09.357	40.118	48.039	41.200
4	1	2:11.290	40.358	49.638	41.294	9	1	2:11.780	40.099	50.094	41.587
5	1	2:12.799	42.239	49.249	41.311	10	1	2:09.410	41.307	47.335	40.768

51 Bjorn Tjihuis () (DAF)						Theoretische Bestzeit: 2:04.305					
Lap	D	Time	S1	S2	S3	Lap	D	Time	S1	S2	S3
1	1	3:14.497		1:07.211	42.983	6	1	2:04.908	39.197	46.377	39.334
2	1	3:36.893	39.572	1:12.389		7	1	2:04.698	39.021	45.950	39.727
3	1	12:52.527	11:17	49.470	45.586	8	1	2:33.097	40.787	51.687	
4	1	2:06.082	39.461	46.836	39.785	9	1	4:12.460	2:07.706	1:04.526	
5	1	2:10.287	40.050	47.789	42.448						

68 Craig Reid () (Iveco)						Theoretische Bestzeit: 2:02.449					
Lap	D	Time	S1	S2	S3	Lap	D	Time	S1	S2	S3
1	1	2:28.817		50.790	40.498	6	1	2:03.072	38.600	45.470	39.002
2	1	2:41.286	39.427	46.124		7	1	2:03.104	38.463	45.870	38.771
3	1	14:13.035	12:44	49.529	39.104	8	1	2:19.925	45.163	53.665	41.097
4	1	2:02.735	38.645	45.395	38.695	9	1	2:03.800	38.359	46.202	39.239
5	1	2:02.571	38.518	45.640		10	1	2:03.491	38.897	45.462	39.132

71 Mika Mäkinen () (SISU EVO3)						Theoretische Bestzeit: 2:02.532					
Lap	D	Time	S1	S2	S3	Lap	D	Time	S1	S2	S3
1	1	2:54.598		59.961	40.690	6	1	2:02.855	38.612	45.354	38.889
2	1	3:06.505	38.833	50.122		7	1	2:37.261	55.818	57.776	43.667
3	1	13:31.775	11:57	52.162	41.630	8	1	2:03.864	38.607	45.201	40.056
4	1	2:03.320	38.442	45.612	39.266	9	1	3:08.571	49.608	1:16.554	1:02.409
5	1	2:36.618	45.954	1:04.167	46.497						

88 Jos Scholten () (Scania)						Theoretische Bestzeit: 2:02.750					
Lap	D	Time	S1	S2	S3	Lap	D	Time	S1	S2	S3
1	1	3:57.528		1:04.924	58.659	6	1	2:04.106	38.996	45.684	39.426
2	1	4:06.472	46.154	1:33.327		7	1	2:03.431	38.690	46.014	38.727
3	1	12:01.374	10:19	56.479	45.359	8	1	2:03.888	38.607	46.114	39.167
4	1	2:05.136	39.265	46.317	39.554	9	1	2:03.473	38.498	45.625	39.350
5	1	2:21.741	44.432	55.635	41.674	10	1	2:06.156	38.398	46.045	41.713

89 Simon Reid () (Iveco)						Theoretische Bestzeit: 2:02.305					
Lap	D	Time	S1	S2	S3	Lap	D	Time	S1	S2	S3
1	1	2:42.063		58.010	40.753	6	1	2:13.991	42.688	49.935	41.368
2	1	2:58.864	39.346	46.146		7	1	2:03.147	38.390	45.716	39.041
3	1	13:45.055	12:16	49.627	39.318	8	1	2:02.589	38.554	45.558	38.477
4	1	2:03.874	38.741	46.142	38.991	9	1	2:03.586	38.270	46.468	38.848
5	1	2:03.192	38.725	45.592	38.875	10	1	2:39.095	50.228	1:06.531	42.336

96 Sami Ojanen () (Mercedes Axor)						Theoretische Bestzeit: 2:07.934					
Lap	D	Time	S1	S2	S3	Lap	D	Time	S1	S2	S3
1	1	2:48.973		58.089	44.679	6	1	2:08.591	39.709	47.232	41.650
2	1	3:27.925	40.678	54.596		7	1	2:36.292	50.986	59.572	45.734
3	1	14:05.622	12:20	56.492	48.340	8	1	2:07.047	39.472	47.410	
4	1	2:10.454	41.005	48.143	41.306	9	1	2:32.081	39.838	54.696	57.547
5	1	2:07.704	39.685	47.156							