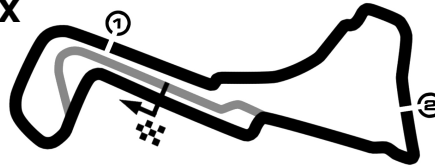


Volumex Belgian Truck Grand Prix

Circuit Zolder, length 4000 m

07. - 09. September 2022

Dutch Truck Racing Cup



Lap Analysis free practice 2, 09.09.2022

-Reg.No.: C-Z-BTGP-SUP-M59 (18)

3 Stefan Kursch () (MAN)

Theoretische Bestzeit: 2:03.753

Lap	D	Time	S1	S2	S3	Lap	D	Time	S1	S2	S3
1	1	3:10.437		57.922	47.071	6	1	2:05.732	38.710	45.952	41.070
2	1	2:09.484	40.920	46.308	42.256	7	1	3:26.036	49.192	1:14.281	
3	1	2:05.334	39.994	46.109	39.231	8	1	5:10.989	3:43.738	47.148	40.103
4	1	3:15.608	51.694	56.649		9	1	2:05.458	38.675	45.847	40.936
5	1	13:48.892	12:21	46.826	40.434						

4 Frans Smit () (MAN)

Theoretische Bestzeit: 2:02.387

Lap	D	Time	S1	S2	S3	Lap	D	Time	S1	S2	S3
1	1	2:29.236		50.126	39.125	6	1	11:53.080	10:28	45.229	38.903
2	1	2:03.366	38.572	45.468	39.326	7	1	2:03.101	38.533	45.067	39.501
3	1	2:02.668	38.453	45.031	39.184	8	1	3:09.172	42.083	1:12.781	
4	1	2:05.174	38.631	45.414	41.129	9	1	5:50.445	4:17.780	52.082	40.583
5	1	3:50.804	53.325	1:21.639		10	1	2:38.203	38.507	45.661	

5 Adam Bint () (Volvo White)

Theoretische Bestzeit: 2:06.271

Lap	D	Time	S1	S2	S3	Lap	D	Time	S1	S2	S3
1	1	2:42.659		49.500	42.017	6	1	2:18.510	40.313	47.161	
2	1	2:09.034	40.253	47.437	41.344	7	1	3:56.849	1:19.623	1:26.202	
3	1	2:07.909	40.064	46.769	41.076	8	1	4:02.404	2:34.702	47.786	39.916
4	1	2:55.366	42.492	50.611		9	1	2:11.255	39.586	48.251	
5	1	14:56.213	13:27	48.816	40.324						

15 Erwin Kleinnagelvoort () (Scania)

Theoretische Bestzeit: 2:00.947

Lap	D	Time	S1	S2	S3	Lap	D	Time	S1	S2	S3
1	1	3:10.675		58.613	45.286	5	1	2:02.249	38.886	45.350	38.013
2	1	2:03.838	39.042	45.397	39.399	6	1	3:02.884	40.609	1:06.863	
3	1	2:32.568	38.789	48.715		7	1	6:06.586	4:29.667	53.070	43.849
4	1	16:34.841	15:09	45.735	39.285	8	1	2:47.521	38.332	44.602	

31 Jarno vd Pol () (Ford)

Theoretische Bestzeit: 2:12.003

Lap	D	Time	S1	S2	S3	Lap	D	Time	S1	S2	S3
1	1	3:15.992		58.987	47.746	5	1	13:38.944	12:03	50.091	45.146
2	1	2:12.427	41.112	48.883	42.432	6	1	2:33.158	44.022	52.837	
3	1	3:04.862	40.688	50.359	1:33.815	7	1	8:08.640	6:32.624	51.875	44.141
4	1	2:47.726	44.218	56.318							

35 Nimda Kraal () (Volvo)

Theoretische Bestzeit: 2:15.055

Lap	D	Time	S1	S2	S3	Lap	D	Time	S1	S2	S3
1	1	2:58.869		53.904	44.876	5	1	14:09.295	12:34	51.141	43.407
2	1	2:17.809	42.700	50.770	44.339	6	1	2:54.516	43.737	52.082	
3	1	2:23.210	45.022	51.365	46.823	7	1	7:47.397	6:14.007	48.948	44.442
4	1	3:12.160	43.230	57.391							

42 Luke Garrett () (MAN)

Theoretische Bestzeit: 2:03.780

Lap	D	Time	S1	S2	S3	Lap	D	Time	S1	S2	S3
1	1	2:32.047		50.544	40.316	6	1	11:52.314	10:25	46.967	39.854
2	1	2:05.647	39.282	46.240	40.125	7	1	2:07.002	40.011	47.071	39.920
3	1	2:05.735	40.250	45.829	39.656	8	1	3:30.649	48.980	1:12.526	
4	1	2:07.049	40.606	46.285	40.158	9	1	4:58.707	3:32.517	46.942	39.248
5	1	3:50.675	50.537	1:18.064		10	1	2:04.341	39.309	45.250	39.782

43 Dirk Behnke () (Mercedes)

Theoretische Bestzeit: 2:21.965

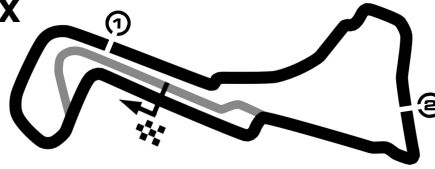
Lap	D	Time	S1	S2	S3	Lap	D	Time	S1	S2	S3
1	1	3:20.486		1:00.409	47.554	3	1	2:24.476	44.246	53.137	47.093
2	1	2:22.092	44.373	52.688	45.031	4	1	3:09.184	46.551	1:08.966	

Volumex Belgian Truck Grand Prix

Circuit Zolder, length 4000 m

07. - 09. September 2022

Dutch Truck Racing Cup



Lap Analysis free practice 2, 09.09.2022

-Reg.No.: C-Z-BTGP-SUP-M59 (18)

45 Cees Zandbergen () (Scania)

Theoretische Bestzeit: 2:04.499

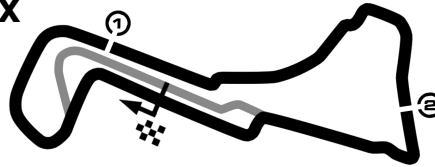
Lap	D	Time	S1	S2	S3	Lap	D	Time	S1	S2	S3
1	1	2:37.952		51.548	40.816	6	1	2:04.653	38.903	46.172	39.578
2	1	2:07.738	39.386	46.803	41.549	7	1	3:21.104	48.428	1:15.325	
3	1	2:07.658	41.338	46.872	39.448	8	1	5:35.422	3:59.256	53.987	42.179
4	1	2:56.433	39.561	51.635		9	1	2:37.462	38.935	46.148	
5	1	14:39.237	13:10	48.620	40.059						

Volumex Belgian Truck Grand Prix

Circuit Zolder, length 4000 m

07. - 09. September 2022

Dutch Truck Racing Cup



Lap Analysis free practice 2, 09.09.2022

-Reg.No.: C-Z-BTGP-SUP-M59 (18)

50 Willem Breedijk () (Volvo)

Theoretische Bestzeit: 2:10.317

Lap	D	Time	S1	S2	S3	Lap	D	Time	S1	S2	S3
1	1	3:13.166		58.028	46.723	6	1	2:11.182	41.543	48.184	
2	1	2:13.507	40.755	49.693	43.059	7	1	3:39.959	55.673	1:14.603	
3	1	2:13.132	41.949	48.822	42.361	8	1	4:43.455	3:12.399	49.347	41.709
4	1	3:06.002	41.837	53.093		9	1	2:10.634	40.424	48.442	
5	1	13:53.392	12:20	50.948	42.055						

51 Bjorn Tjihuis () (DAF)

Theoretische Bestzeit: 2:06.328

Lap	D	Time	S1	S2	S3	Lap	D	Time	S1	S2	S3
1	1	3:13.541		57.068	43.957	5	1	14:19.132	12:50	48.045	40.723
2	1	2:07.925	40.583	46.680	40.662	6	1	3:09.353	49.993	54.210	
3	1	2:06.409	39.400	46.761	40.248	7	1	7:34.979	6:03.366	48.974	42.639
4	1	3:08.826	39.726	46.961							

68 Craig Reid () (Iveco)

Theoretische Bestzeit: 2:02.215

Lap	D	Time	S1	S2	S3	Lap	D	Time	S1	S2	S3
1	1	3:11.137		57.900	42.657	6	1	2:04.106	38.629	45.401	40.076
2	1	2:07.534	39.077	45.503	42.954	7	1	3:45.499	53.043	1:15.366	
3	1	2:03.762	39.447	45.491	38.824	8	1	5:07.782	3:32.397	50.881	44.504
4	1	3:11.064	38.556	45.179		9	1	2:56.726	38.212	45.331	
5	1	14:03.799	12:38	46.140	39.615						

71 Mika Mäkinen () (SISU EVO3)

Theoretische Bestzeit: 2:04.011

Lap	D	Time	S1	S2	S3	Lap	D	Time	S1	S2	S3
1	1	3:08.466		57.687	46.847	5	1	14:53.205	13:05	1:00.690	47.032
2	1	2:05.186	39.350	45.931	39.905	6	1	3:12.712	39.031	1:01.443	
3	1	2:04.480	39.180	45.976	39.324	7	1	6:38.549	5:07.242	50.648	40.659
4	1	3:00.933	39.332	45.663		8	1	2:04.421	39.024	45.760	39.637

89 Simon Reid () (Iveco)

Theoretische Bestzeit: 2:02.091

Lap	D	Time	S1	S2	S3	Lap	D	Time	S1	S2	S3
1	1	25:13.821		45.512	38.493	3	1	2:51.107	1:15.991	53.380	41.736
2	1	7:25.463	38.086	5:41.129		4	1	2:43.946	39.303	45.818	

96 Sami Ojanen () (Mercedes Axor)

Theoretische Bestzeit: 2:09.545

Lap	D	Time	S1	S2	S3	Lap	D	Time	S1	S2	S3
1	1	2:34.922		50.801	41.760	5	1	14:55.688	13:26	47.837	41.648
2	1	2:10.221	40.157	47.740	42.324	6	1	3:19.410	49.359	1:07.442	
3	1	2:12.163	40.647	49.039	42.477	7	1	7:35.519	6:00.522	51.592	43.405
4	1	2:49.068	41.221	48.216							