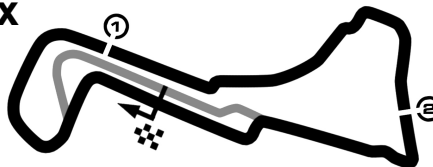


Volumex Belgian Truck Grand Prix

Circuit Zolder, length 4000 m

07. - 09. September 2022

Cup- und Tourenwagen Trophy



Lap Analysis race 1, 11.09.2022

-Reg.No.: C-Z-BTGP-SUP-M59

3 Jesco Kaczmarek (DEU) (Porsche 997GT3 Cup)

Theoretische Bestzeit: 1:39.647

Lap	D	Time	S1	S2	S3	Lap	D	Time	S1	S2	S3
1	1	1:52.230	40.270	39.603	32.357	9	1	1:40.273	31.668	37.001	31.604
2	1	1:42.027	32.534	37.317	32.176	10	1	1:40.439	31.687	37.002	31.750
3	1	1:41.255	32.383	37.169	31.703	11	1	1:40.624	31.797	36.709	32.118
4	1	1:41.262	32.185	37.138	31.939	12	1	1:41.592	32.021	37.919	31.652
5	1	1:40.522	32.039	36.595	31.888	13	1	1:41.614	31.806	38.114	31.694
6	1	1:41.653	31.812	37.525	32.316	14	1	1:39.820	31.654	36.760	31.406
7	1	1:40.861	32.047	36.773	32.041	15	1	1:41.199	31.663	37.850	31.686
8	1	1:40.891	32.089	37.248	31.554	16	1	1:40.252	31.789	37.065	31.398

6 Matthias Flossdorf (DEU) (VW Golf III)

Theoretische Bestzeit: 2:01.625

Lap	D	Time	S1	S2	S3	Lap	D	Time	S1	S2	S3
1	1	2:10.508	46.362	45.849	38.297	9	1	2:04.543	39.017	45.754	39.772
2	1	2:02.860	39.618	45.321	37.921	10	1	2:06.455	40.038	47.096	39.321
3	1	2:02.902	39.308	45.634	37.960	11	1	2:03.310	38.383	46.146	38.781
4	1	2:03.408	38.841	46.279	38.288	12	1	2:05.547	39.072	45.896	40.579
5	1	2:04.699	38.935	47.096	38.668	13	1	2:03.240	39.167	45.345	38.728
6	1	2:04.444	38.770	45.809	39.865	14	1	2:04.006	39.389	46.022	38.595
7	1	2:04.296	40.349	45.508	38.439	15	1	2:07.943	39.888	48.860	39.195
8	1	2:03.384	39.631	45.331	38.422						

10 Nico Ullmer () (VW Lupo)

Theoretische Bestzeit: 1:50.498

Lap	D	Time	S1	S2	S3	Lap	D	Time	S1	S2	S3
1	1	2:00.016	41.854	43.100	35.062	8	1	1:51.053	34.925	41.296	34.832
2	1	1:51.473	35.348	41.184	34.941	9	1	1:51.222	34.924	41.364	34.934
3	1	1:51.142	35.306	40.918	34.918	10	1	1:52.561	35.079	42.146	35.336
4	1	1:51.089	35.394	41.039	34.656	11	1	1:52.567	35.545	41.574	35.448
5	1	1:53.343	35.397	42.885	35.061	12	1	2:00.652	36.174	45.486	38.992
6	1	1:50.777	35.099	40.991	34.687	13	1	2:58.794	44.338	1:01.384	
7	1	1:51.275	35.182	40.966	35.127						

11 Mike Münch (DEU) (Porsche 996 GT3 Cup)

Theoretische Bestzeit: 1:40.144

Lap	D	Time	S1	S2	S3	Lap	D	Time	S1	S2	S3
1	1	1:45.970	35.147	38.570	32.253	10	1	1:41.564	31.995	37.711	31.858
2	1	1:41.786	32.170	37.516	32.100	11	1	1:40.909	31.701	37.155	32.053
3	1	1:41.503	32.190	37.644	31.669	12	1	1:41.991	32.368	38.027	31.596
4	1	1:40.710	31.797	37.240	31.673	13	1	1:40.822	31.782	37.365	31.675
5	1	1:41.119	32.082	37.479	31.558	14	1	1:40.869	31.907	37.444	31.518
6	1	1:40.807	31.862	37.271	31.674	15	1	1:41.216	32.050	37.441	31.725
7	1	1:40.441	31.826	36.925	31.690	16	1	1:41.183	32.005	37.525	31.653
8	1	1:41.282	31.890	37.390	32.002	17	1	1:41.567	32.204	37.590	31.773
9	1	1:42.002	32.174	37.850	31.978	18	1	1:42.517	31.987	37.863	32.667

21 Jens Schmitt (DEU) (Renault Clio RS 3 Cup)

Theoretische Bestzeit: 1:50.510

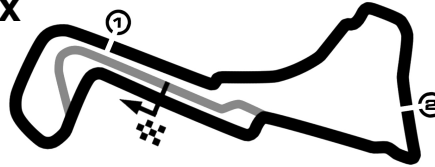
Lap	D	Time	S1	S2	S3	Lap	D	Time	S1	S2	S3
1	1	2:01.053	43.084	42.361	35.608	10	1	1:52.548	34.872	42.200	35.476
2	1	1:51.514	35.147	41.050	35.317	11	1	1:52.511	35.408	41.554	35.549
3	1	1:50.702	34.833	40.672	35.197	12	1	1:57.054	36.201	45.245	35.608
4	1	1:51.258	34.971	41.124	35.163	13	1	1:52.669	35.163	41.826	35.680
5	1	1:52.755	34.819	41.812	36.124	14	1	1:53.416	35.264	41.876	36.276
6	1	1:51.377	35.034	41.201	35.142	15	1	1:54.258	36.043	41.946	36.269
7	1	1:51.234	34.936	40.774	35.524	16	1	1:55.410	36.524	42.170	36.716
8	1	1:50.872	34.784	40.959	35.129	17	1	1:55.672	36.343	42.655	36.674
9	1	1:51.044	34.723	41.206	35.115						

Volumex Belgian Truck Grand Prix

Circuit Zolder, length 4000 m

07. - 09. September 2022

Cup- und Tourenwagen Trophy



Lap Analysis race 1, 11.09.2022

-Reg.No.: C-Z-BTGP-SUP-M59

23 Jörg Koslowski (DEU) (BMW E90 WTCC)						Theoretische Bestzeit: 1:41.340					
Lap	D	Time	S1	S2	S3	Lap	D	Time	S1	S2	S3
1	1	1:54.088	40.750	40.851	32.487	10	1	1:42.954	32.176	36.886	33.892
2	1	1:42.766	32.314	37.722	32.730	11	1	1:43.007	32.291	37.461	33.255
3	1	1:42.233	32.309	37.464	32.460	12	1	1:41.974	32.222	36.780	32.972
4	1	1:42.462	32.351	37.251	32.860	13	1	1:43.405	32.487	38.130	32.788
5	1	1:42.455	32.275	37.690	32.490	14	1	1:42.459	32.183	37.464	32.812
6	1	1:42.221	32.208	37.256	32.757	15	1	1:41.871	32.391	37.096	32.384
7	1	1:43.536	32.836	37.504	33.196	16	1	1:42.073	32.178	36.985	32.910
8	1	1:42.731	32.523	37.536	32.672	17	1	1:42.796	32.446	37.460	32.890
9	1	1:41.883	32.236	36.950	32.697	18	1	1:44.662	32.420	38.131	34.111

25 Stephan Reuter () (Mini Cooper)						Theoretische Bestzeit: 1:45.007					
Lap	D	Time	S1	S2	S3	Lap	D	Time	S1	S2	S3
1	1	1:56.227	40.683	41.862	33.682	10	1	1:46.193	33.499	39.026	33.668
2	1	1:46.633	33.901	39.529	33.203	11	1	1:45.868	33.293	38.991	33.584
3	1	1:45.416	33.533	38.650	33.233	12	1	1:45.695	33.751	38.880	33.064
4	1	1:45.550	33.350	39.065	33.135	13	1	1:45.214	33.413	38.674	33.127
5	1	1:45.663	33.304	38.933	33.426	14	1	1:46.161	33.414	39.010	33.737
6	1	1:46.921	34.099	39.352	33.470	15	1	1:46.779	33.601	39.776	33.402
7	1	1:45.469	33.541	38.678	33.250	16	1	1:46.417	33.380	39.268	33.769
8	1	1:46.674	33.608	39.854	33.212	17	1	1:49.215	33.979	39.685	35.551
9	1	1:46.185	33.463	39.298	33.424	18	1	1:51.290	33.960	40.806	36.524

37 Klaus Schmidt (DEU) (Mini Cooper Mini Cooper R 56)						Theoretische Bestzeit: 1:48.594					
Lap	D	Time	S1	S2	S3	Lap	D	Time	S1	S2	S3
1	1	1:58.672	42.028	41.626	35.018	10	1	1:50.932	35.432	40.622	34.878
2	1	1:49.019	34.744	40.261	34.014	11	1	1:52.677	35.669	42.332	34.676
3	1	1:49.078	34.979	40.013	34.086	12	1	1:50.715	34.661	40.936	35.118
4	1	1:49.658	34.721	40.274	34.663	13	1	1:51.565	35.660	41.302	34.603
5	1	1:53.536	35.302	42.553	35.681	14	1	1:49.509	34.842	40.679	33.988
6	1	1:52.904	35.795	41.896	35.213	15	1	1:49.419	35.089	40.410	33.920
7	1	1:50.428	35.265	40.923	34.240	16	1	1:53.370	35.328	40.901	37.141
8	1	1:51.579	35.835	41.013	34.731	17	1	1:53.261	35.501	41.698	36.062
9	1	1:51.262	35.250	40.991	35.021						

42 Harald Tänzler (DEU) (BMW E46 WTC)						Theoretische Bestzeit: 1:41.585					
Lap	D	Time	S1	S2	S3	Lap	D	Time	S1	S2	S3
1	1	1:49.874	36.732	40.736	32.406	10	1	1:43.023	32.380	38.056	32.587
2	1	1:42.289	32.131	37.855	32.303	11	1	1:43.629	32.900	38.171	32.558
3	1	1:42.217	32.572	37.507	32.138	12	1	1:42.751	32.531	37.958	32.262
4	1	1:42.201	32.548	37.676	31.977	13	1	1:45.733	32.760	39.700	33.273
5	1	1:43.060	33.030	37.886	32.144	14	1	1:43.362	32.459	38.674	32.229
6	1	1:44.171	32.287	37.770	34.114	15	1	1:41.961	32.253	37.530	32.178
7	1	1:42.621	32.188	37.963	32.470	16	1	1:41.952	32.110	37.524	32.318
8	1	1:42.365	32.101	37.995	32.269	17	1	1:42.517	32.263	37.700	32.554
9	1	1:42.309	32.155	37.854	32.300	18	1	1:49.641	35.989	39.242	34.410

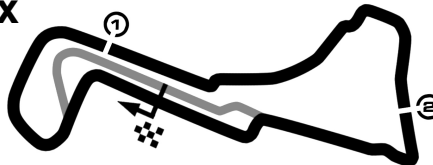
50 Michael Nolte (DEU) (Porsche Supercup 3500)						Theoretische Bestzeit: 1:40.442					
Lap	D	Time	S1	S2	S3	Lap	D	Time	S1	S2	S3
1	1	1:45.524	34.940	38.550	32.034	10	1	1:42.818	32.539	38.290	31.989
2	1	1:41.907	32.244	37.734	31.929	11	1	1:43.247	32.435	38.003	32.809
3	1	1:41.198	32.238	37.336	31.624	12	1	1:43.718	32.458	39.080	32.180
4	1	1:41.021	32.124	37.295	31.602	13	1	1:43.842	33.268	38.626	31.948
5	1	1:41.177	32.188	37.458	31.531	14	1	1:43.029	32.829	38.352	31.848
6	1	1:41.562	32.128	37.867	31.567	15	1	1:42.312	32.561	37.813	31.938
7	1	1:51.507	32.050	36.861	42.596	16	1	1:42.705	32.574	38.048	32.083
8	1	1:42.109	32.336	37.696	32.077	17	1	1:43.031	32.583	38.332	32.116
9	1	1:42.432	32.537	37.969	31.926	18	1	1:43.860	32.376	38.842	32.642

Volumex Belgian Truck Grand Prix

Circuit Zolder, length 4000 m

07. - 09. September 2022

Cup- und Tourenwagen Trophy



Lap Analysis race 1, 11.09.2022

-Reg.No.: C-Z-BTGP-SUP-M59

51 Ludwig Holnburger (DEU) (Volkswagen Scirocco)						Theoretische Bestzeit: 1:45.043					
Lap	D	Time	S1	S2	S3	Lap	D	Time	S1	S2	S3
1	1	1:52.318	38.191	40.266	33.861	10	1	1:46.105	33.314	38.970	33.821
2	1	1:48.069	34.834	39.778	33.457	11	1	1:46.583	33.512	39.175	33.896
3	1	1:46.041	33.597	38.882	33.562	12	1	1:46.946	34.642	38.739	33.565
4	1	1:45.989	33.400	39.130	33.459	13	1	1:45.886	33.385	38.936	33.565
5	1	1:45.463	33.633	38.767	33.063	14	1	1:46.311	33.428	39.190	33.693
6	1	1:45.523	33.533	38.954	33.036	15	1	1:46.375	33.268	39.126	33.981
7	1	1:46.255	33.386	39.272	33.597	16	1	1:48.060	34.143	39.850	34.067
8	1	1:48.279	34.619	39.213	34.447	17	1	1:48.634	34.421	40.169	34.044
9	1	1:46.066	33.455	39.112	33.499	18	1	1:47.183	33.837	38.906	34.440

53 Marius Barczak (DEU) (Audi TTs)						Theoretische Bestzeit: 1:41.477					
Lap	D	Time	S1	S2	S3	Lap	D	Time	S1	S2	S3
1	1	1:48.957	36.481	39.910	32.566	7	1	1:42.131	32.562	37.067	32.502
2	1	1:41.885	32.771	36.894	32.220	8	1	1:43.528	32.872	38.437	32.219
3	1	1:41.807	32.722	36.852	32.233	9	1	1:42.718	32.585	37.804	32.329
4	1	1:41.863	32.414	37.238	32.211	10	1	1:43.680	32.779	38.043	32.858
5	1	1:43.586	32.898	37.385	33.303	11	1	2:21.423	33.780	47.130	
6	1	1:42.990	32.715	37.439	32.836						

54 Andreas Kapfinger (AUT) (Volkswagen Golf 6)						Theoretische Bestzeit: 1:46.799					
Lap	D	Time	S1	S2	S3	Lap	D	Time	S1	S2	S3
1	1	1:57.876	39.309	43.621	34.946	10	1	1:48.648	34.865	40.278	33.505
2	1	1:48.682	35.238	39.856	33.588	11	1	1:47.978	34.378	39.836	33.764
3	1	1:48.060	34.495	40.282	33.283	12	1	1:48.173	34.428	40.143	33.602
4	1	1:47.804	34.553	39.795	33.456	13	1	1:48.524	34.544	40.093	33.887
5	1	1:48.551	34.704	40.098	33.749	14	1	1:52.585	34.446	44.342	33.797
6	1	1:48.656	34.870	40.260	33.526	15	1	1:48.559	34.878	40.075	33.606
7	1	1:47.115	34.430	39.378	33.307	16	1	1:47.196	34.394	39.283	33.519
8	1	1:47.426	34.233	39.809	33.384	17	1	1:50.696	35.148	39.884	35.664
9	1	1:49.524	36.232	39.896	33.396						

68 Steffen Karnett (DEU) (BMW E30 325i)						Theoretische Bestzeit: 1:57.201					
Lap	D	Time	S1	S2	S3	Lap	D	Time	S1	S2	S3
1	1	2:12.248	47.081	46.171	38.996	9	1	1:59.726	38.315	43.774	37.637
2	1	2:03.038	39.471	45.225	38.342	10	1	2:02.439	38.341	46.174	37.924
3	1	2:02.397	38.688	45.276	38.433	11	1	2:01.057	38.081	44.712	38.264
4	1	2:02.501	38.778	45.384	38.339	12	1	1:57.493	37.296	42.715	37.482
5	1	2:05.642	38.904	46.986	39.752	13	1	1:58.732	37.656	43.751	37.325
6	1	2:00.626	37.957	44.564	38.105	14	1	1:59.029	37.161	43.011	38.857
7	1	2:01.946	38.006	45.611	38.329	15	1	2:01.158	38.611	44.259	38.288
8	1	1:59.446	37.757	43.729	37.960	16	1	1:57.455	37.274	42.774	37.407

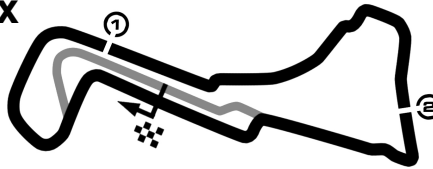
69 Marc Ullrich (DEU) (Porsche 997 GT3 Cup)						Theoretische Bestzeit: 1:40.536					
Lap	D	Time	S1	S2	S3	Lap	D	Time	S1	S2	S3
1	1	1:46.460	35.673	38.590	32.197	10	1	1:44.419	34.500	37.925	31.994
2	1	1:41.873	32.234	37.595	32.044	11	1	1:42.212	32.585	37.455	32.172
3	1	1:41.941	32.318	37.916	31.707	12	1	1:41.871	32.395	37.592	31.884
4	1	1:40.949	32.319	37.193	31.437	13	1	1:42.086	32.430	37.819	31.837
5	1	1:40.748	32.103	37.123	31.522	14	1	1:42.452	32.548	37.695	32.209
6	1	1:52.319	31.976	38.065		15	1	1:41.073	32.276	37.218	31.579
7	1	2:02.364	50.973	37.964	33.427	16	1	1:41.574	32.280	37.486	31.808
8	1	1:42.232	32.558	37.848	31.826	17	1	1:42.279	32.400	37.568	32.311
9	1	1:42.442	32.432	37.844	32.166	18	1	1:42.050	32.831	37.354	31.865

Volumex Belgian Truck Grand Prix

Circuit Zolder, length 4000 m

07. - 09. September 2022

Cup- und Tourenwagen Trophy



Lap Analysis race 1, 11.09.2022

-Reg.No.: C-Z-BTGP-SUP-M69

79 Alexander Schmitt (DEU) (Renault Clio RS 3 Cup)

Theoretische Bestzeit: 1:59.378

Lap	D	Time	S1	S2	S3	Lap	D	Time	S1	S2	S3
1	1	2:12.307	47.617	46.330	38.360	9	1	2:00.271	37.880	45.276	37.115
2	1	2:03.564	40.150	45.472	37.942	10	1	2:02.235	38.310	46.373	37.552
3	1	2:03.186	39.270	45.968	37.948	11	1	2:01.274	38.129	45.400	37.745
4	1	2:03.474	39.351	46.586	37.537	12	1	2:03.629	37.788	47.254	38.587
5	1	2:03.583	39.371	46.624	37.588	13	1	2:09.476	40.115	49.857	39.504
6	1	2:01.738	38.226	45.530	37.982	14	1	2:07.841	40.058	49.035	38.748
7	1	2:01.925	39.718	44.644	37.563	15	1	2:04.131	40.221	46.472	37.438
8	1	2:01.179	38.174	46.059	36.946						

169 Günter Ullrich (DEU) (VW Golf GTI)

Theoretische Bestzeit: 1:44.363

Lap	D	Time	S1	S2	S3	Lap	D	Time	S1	S2	S3
1	1	1:56.641	39.737	43.390	33.514	10	1	1:44.791	32.822	39.345	32.624
2	1	1:46.940	33.909	40.037	32.994	11	1	1:46.399	33.615	39.712	33.072
3	1	1:45.146	33.180	39.296	32.670	12	1	1:46.418	33.343	39.904	33.171
4	1	1:45.717	33.219	39.777	32.721	13	1	1:44.860	33.131	39.015	32.714
5	1	1:45.197	33.160	39.266	32.771	14	1	1:45.753	33.056	39.225	33.472
6	1	1:45.363	33.230	39.324	32.809	15	1	1:45.011	33.050	38.933	33.028
7	1	1:45.177	33.145	38.954	33.078	16	1	1:46.172	33.198	39.373	33.601
8	1	1:47.059	34.265	39.831	32.963	17	1	1:48.403	33.238	39.615	35.550
9	1	1:45.113	32.997	39.508	32.608	18	1	1:46.981	33.833	39.720	33.428