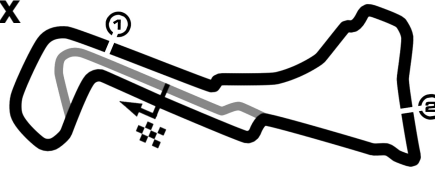


Volumex Belgian Truck Grand Prix

Circuit Zolder, length 4000 m

07. - 09. September 2022

Cup- und Tourenwagen Trophy



Lap Analysis qualifying 2, 10.09.2022

-Reg.No.: C-Z-BTGP-SUP-M59

6 Matthias Flossdorf (DEU) (VW Golf III)

Theoretische Bestzeit: 2:09.137

Lap	D	Time	S1	S2	S3	Lap	D	Time	S1	S2	S3
1	1	2:55.117		57.898	46.007	6	1	2:10.454	41.969	48.142	40.343
2	1	2:24.147	46.707	53.021	44.419	7	1	2:13.536	42.650	49.442	41.444
3	1	2:15.033	44.666	49.766	40.601	8	1	2:11.958	42.010	49.422	40.526
4	1	2:13.112	42.442	48.632	42.038	9	1	2:11.159	42.262	47.824	41.073
5	1	2:09.137	41.564	47.816	39.757	10	1	2:32.842	42.792	50.990	

10 Nico Ullmer () (VW Lupo)

Theoretische Bestzeit: 1:50.142

Lap	D	Time	S1	S2	S3	Lap	D	Time	S1	S2	S3
1	1	3:01.312		59.668	44.113	8	1	1:51.472	35.323	40.863	35.286
2	1	2:12.035	42.382	50.992	38.661	9	1	2:08.394	35.109	40.746	
3	1	1:56.076	37.022	42.856	36.198	10	1	3:38.867	2:19.145	44.282	35.440
4	1	2:06.894	35.892	41.699		11	1	1:50.823	35.430	40.634	34.759
5	1	3:10.196	1:51.186	43.485	35.525	12	1	1:50.142	35.101	40.369	34.672
6	1	1:52.684	35.916	41.447	35.321	13	1	2:32.995	40.004	50.485	
7	1	1:55.009	35.253	43.317	36.439						

11 Mike Münch (DEU) (Porsche 996 GT3 Cup)

Theoretische Bestzeit: 1:38.902

Lap	D	Time	S1	S2	S3	Lap	D	Time	S1	S2	S3
1	1	2:31.490		47.079	37.524	9	1	1:46.939	33.272	38.500	35.167
2	1	1:51.869	36.253	41.612	34.004	10	1	1:40.715	32.119	36.898	31.698
3	1	1:45.586	33.164	39.084	33.338	11	1	1:42.413	32.929	37.458	32.026
4	1	1:43.954	33.636	37.797	32.521	12	1	1:39.591	31.567	36.451	31.573
5	1	1:44.840	32.456	39.700	32.684	13	1	1:42.995	33.272	38.239	31.484
6	1	1:43.789	32.340	39.033	32.416	14	1	1:39.571	31.621	36.396	31.554
7	1	1:58.395	32.798	38.330		15	1	1:38.902	31.445	36.340	31.117
8	1	4:56.932	3:37.573	43.853	35.506						

21 Jens Schmitt (DEU) (Renault Clio RS 3 Cup)

Theoretische Bestzeit: 1:52.366

Lap	D	Time	S1	S2	S3	Lap	D	Time	S1	S2	S3
1	1	3:24.591		51.716	39.017	8	1	1:53.107	35.623	41.555	35.929
2	1	2:00.780	38.625	44.847	37.308	9	1	1:53.640	35.495	41.514	36.631
3	1	1:58.266	37.629	43.844	36.793	10	1	1:53.227	35.412	41.740	36.075
4	1	1:54.032	35.700	42.179	36.153	11	1	2:08.161	35.859	41.690	
5	1	1:52.867	35.177	41.504	36.186	12	1	3:37.287	2:18.604	42.640	36.043
6	1	2:08.143	35.503	42.934		13	1	1:52.554	35.010	41.692	35.852
7	1	2:20.347	1:01.783	42.201	36.363	14	1	1:52.761	35.372	41.535	35.854

23 Jörg Koslowski (DEU) (BMW E90 WTCC)

Theoretische Bestzeit: 1:42.454

Lap	D	Time	S1	S2	S3	Lap	D	Time	S1	S2	S3
1	1	2:43.892		47.007	36.812	7	1	1:43.219	32.864	37.628	32.727
2	1	1:50.187	35.634	40.438	34.115	8	1	1:43.738	33.042	37.891	32.805
3	1	1:46.452	33.467	39.005	33.980	9	1	1:43.232	32.964	37.423	32.845
4	1	1:46.143	33.455	39.148	33.540	10	1	1:42.735	32.608	37.119	33.008
5	1	1:44.197	32.935	38.108	33.154	11	1	2:05.426	32.612	37.527	
6	1	1:44.826	33.103	38.261	33.462	12	1	3:13.142	1:40.597	37.138	

25 Stephan Reuter () (Mini Cooper)

Theoretische Bestzeit: 1:50.583

Lap	D	Time	S1	S2	S3	Lap	D	Time	S1	S2	S3
1	1	3:12.793		58.158	45.725	5	1	1:51.182	35.311	40.973	34.898
2	1	2:10.878	44.778	47.342	38.758	6	1	2:16.020	34.875	45.445	55.700
3	1	2:05.339	39.787	47.332	38.220	7	1	2:10.782	35.187	40.810	
4	1	1:52.729	35.702	41.365	35.662						

37 Klaus Schmidt (DEU) (Mini Cooper Mini Cooper R 56)

Theoretische Bestzeit: 1:49.410

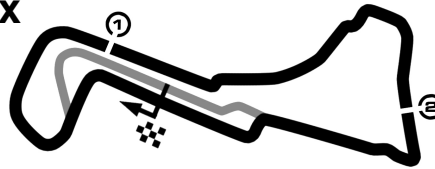
Lap	D	Time	S1	S2	S3	Lap	D	Time	S1	S2	S3
1	1	2:36.158		51.821	37.473	8	1	1:51.736	35.340	40.918	35.478
2	1	1:55.838	37.367	42.604	35.867	9	1	1:49.615	34.849	40.504	34.262
3	1	1:52.662	35.523	41.261	35.878	10	1	2:08.693	34.644	41.071	
4	1	1:52.918	36.485	41.452	34.981	11	1	4:33.115	3:11.970	45.230	35.915
5	1	1:51.501	35.134	40.752	35.615	12	1	1:52.886	36.841	41.129	34.916

Volumex Belgian Truck Grand Prix

Circuit Zolder, length 4000 m

07. - 09. September 2022

Cup- und Tourenwagen Trophy



Lap Analysis qualifying 2, 10.09.2022

-Reg.No.: C-Z-BTGP-SUP-M59

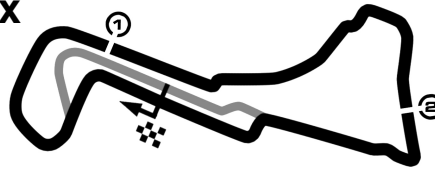
Lap	D	Time	S1	S2	S3	Lap	D	Time	S1	S2	S3
6	1	1:51.884	36.167	41.246	34.471	13	1	1:53.941	35.747	43.272	34.922
7	1	1:51.401	35.469	40.845	35.087	14	1	2:06.192	35.391	41.113	

Volumex Belgian Truck Grand Prix

Circuit Zolder, length 4000 m

07. - 09. September 2022

Cup- und Tourenwagen Trophy



Lap Analysis qualifying 2, 10.09.2022

-Reg.No.: C-ZBTGP-SUP-M59

42 Harald Tänzler (DEU) (BMW E46 WTC)						Theoretische Bestzeit: 1:43.282					
Lap	D	Time	S1	S2	S3	Lap	D	Time	S1	S2	S3
1	1	4:37.518		1:00.638	41.463	9	1	1:44.463	32.643	39.093	32.727
2	1	1:55.663	38.125	42.890	34.648	10	1	1:48.019	33.882	41.095	33.042
3	1	1:50.018	33.920	42.272	33.826	11	1	1:48.382	32.949	41.326	34.107
4	1	1:47.462	34.136	39.868	33.458	12	1	1:43.706	32.902	38.479	32.325
5	1	1:46.937	33.983	39.800	33.154	13	1	1:43.825	32.784	38.505	32.536
6	1	1:46.174	33.807	39.773	32.594	14	1	1:51.089	33.147	44.031	33.911
7	1	1:45.860	33.108	39.609	33.143	15	1	1:45.999	32.834	38.314	34.851
8	1	1:44.626	32.992	38.639	32.995	16	1	1:44.968	33.285	38.743	32.940

50 Michael Nolte (DEU) (Porsche Supercup 3500)						Theoretische Bestzeit: 1:40.869					
Lap	D	Time	S1	S2	S3	Lap	D	Time	S1	S2	S3
1	1	6:09.295		45.188	37.375	8	1	4:09.910	2:50.502	42.522	36.886
2	1	1:47.404	34.918	39.765	32.721	9	1	1:45.757	32.604	40.992	32.161
3	1	1:45.969	33.275	38.349	34.345	10	1	1:41.762	32.463	37.487	31.812
4	1	1:43.400	32.805	38.315	32.280	11	1	1:40.895	32.186	37.137	31.572
5	1	1:43.845	32.813	38.709	32.323	12	1	1:45.888	32.598	40.874	32.416
6	1	1:43.916	32.735	38.715	32.466	13	1	1:41.711	32.160	37.430	32.121
7	1	1:58.433	33.896	39.260		14	1	2:11.724	38.163	43.871	

51 Ludwig Holnburger (DEU) (Volkswagen Scirocco)						Theoretische Bestzeit: 1:45.429					
Lap	D	Time	S1	S2	S3	Lap	D	Time	S1	S2	S3
1	1	3:10.506		52.786	40.545	8	1	1:46.101	33.525	39.230	33.346
2	1	2:02.427	39.474	45.471	37.482	9	1	1:45.908	33.310	38.958	33.640
3	1	1:49.535	35.108	40.063	34.364	10	1	1:59.860	33.477	39.237	
4	1	1:47.972	34.351	39.724	33.897	11	1	2:49.628	1:36.680	39.495	33.453
5	1	2:04.488	33.868	42.122		12	1	1:46.151	33.668	38.773	33.710
6	1	3:19.401	2:04.516	40.880	34.005	13	1	2:03.074	33.871	42.944	
7	1	1:47.200	34.023	39.120	34.057						

53 Marius Barczak (DEU) (Audi TTs)						Theoretische Bestzeit: 1:43.048					
Lap	D	Time	S1	S2	S3	Lap	D	Time	S1	S2	S3
1	1	2:29.569		48.927	36.456	9	1	1:55.777	32.993	38.130	
2	1	1:50.948	35.471	41.189	34.288	10	1	2:57.987	1:43.109	41.048	33.830
3	1	1:48.216	34.117	40.087	34.012	11	1	1:44.209	33.127	38.426	32.656
4	1	1:47.087	34.523	39.072	33.492	12	1	1:44.138	33.009	37.721	33.408
5	1	1:48.031	33.196	38.555	36.280	13	1	1:43.752	33.136	37.769	32.847
6	1	1:44.564	33.377	38.519	32.668	14	1	1:47.188	33.375	40.544	33.269
7	1	1:45.528	33.803	38.590	33.135	15	1	1:43.996	33.157	37.929	32.910
8	1	1:44.803	32.911	37.481	34.411	16	1	1:43.566	32.914	37.760	32.892

54 Andreas Kapfinger (AUT) (Volkswagen Golf 6)						Theoretische Bestzeit: 1:49.851					
Lap	D	Time	S1	S2	S3	Lap	D	Time	S1	S2	S3
1	1	3:04.917		56.214	42.267	8	1	1:52.252	36.601	42.094	33.557
2	1	2:15.952	48.223	49.156	38.573	9	1	1:50.232	35.952	40.828	33.452
3	1	2:10.617	41.721	49.765	39.131	10	1	1:51.519	36.583	41.263	33.673
4	1	1:58.979	39.942	43.783	35.254	11	1	2:01.547	35.957	48.075	37.515
5	1	1:55.108	37.360	43.174	34.574	12	1	1:50.322	36.423	40.529	33.370
6	1	1:56.642	38.335	43.680	34.627	13	1	1:56.107	36.461	45.472	34.174
7	1	1:52.869	37.537	41.620	33.712	14	1	2:21.415	37.029	51.401	52.985

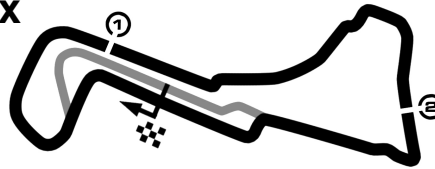
68 Steffen Karnett (DEU) (BMW E30 325i)						Theoretische Bestzeit: 2:00.358					
Lap	D	Time	S1	S2	S3	Lap	D	Time	S1	S2	S3
1	1	6:20.638		57.214	45.866	7	1	3:12.114	1:44.692	46.962	40.460
2	1	2:19.039	44.010	52.002	43.027	8	1	2:22.963	38.256	1:04.691	40.016
3	1	2:10.799	40.767	49.242	40.790	9	1	2:02.286	39.204	44.655	38.427
4	1	2:06.594	40.561	46.922	39.111	10	1	2:01.925	38.107	45.401	38.417
5	1	2:05.286	39.668	46.159	39.459	11	1	2:04.414	38.969	45.758	39.687
6	1	2:18.302	39.407	46.555		12	1	2:00.561	38.310	44.642	37.609

Volumex Belgian Truck Grand Prix

Circuit Zolder, length 4000 m

07. - 09. September 2022

Cup- und Tourenwagen Trophy



Lap Analysis qualifying 2, 10.09.2022

-Reg.No.: C-Z-BTGP-SUP-M69

69 Marc Ullrich (DEU) (Porsche 997 GT3 Cup)						Theoretische Bestzeit: 1:41.343					
Lap	D	Time	S1	S2	S3	Lap	D	Time	S1	S2	S3
1	1	2:58.475		53.534	40.535	9	1	1:43.129	32.929	37.948	32.252
2	1	2:02.586	41.650	44.878	36.058	10	1	1:43.994	32.835	37.746	33.413
3	1	1:52.571	36.577	42.070	33.924	11	1	1:44.952	33.111	39.384	32.457
4	1	1:47.828	35.209	39.498	33.121	12	1	1:43.364	32.559	37.262	33.543
5	1	1:46.609	34.856	39.018	32.735	13	1	1:41.633	32.399	37.372	31.862
6	1	1:43.611	33.116	38.430	32.065	14	1	1:43.086	32.219	38.481	32.386
7	1	1:54.961	32.767	39.979		15	1	1:44.137	33.361	38.549	32.227
8	1	2:34.259	1:22.626	39.122	32.511	16	1	1:48.005	33.745	40.579	33.681

79 Alexander Schmitt (DEU) (Renault Clio RS 3 Cup)						Theoretische Bestzeit: 1:57.972					
Lap	D	Time	S1	S2	S3	Lap	D	Time	S1	S2	S3
1	1	3:11.336		1:02.253	44.939	7	1	2:20.291	39.426	48.331	
2	1	2:16.797	46.071	50.378	40.348	8	1	3:45.012	2:14.502	50.081	40.429
3	1	2:09.982	41.779	47.901	40.302	9	1	2:00.629	38.941	44.709	36.979
4	1	2:09.068	40.604	47.459	41.005	10	1	1:58.406	38.060	43.802	36.544
5	1	2:03.965	40.321	46.009	37.635	11	1	1:58.794	37.626	44.157	37.011
6	1	2:04.233	40.107	46.043	38.083	12	1	2:37.227	41.579	55.487	

169 Günter Ullrich (DEU) (VW Golf GTI)						Theoretische Bestzeit: 1:45.904					
Lap	D	Time	S1	S2	S3	Lap	D	Time	S1	S2	S3
1	1	3:10.254		58.190	41.887	9	1	2:06.301	34.220	41.324	
2	1	2:01.663	39.475	45.370	36.818	10	1	3:17.840	1:56.070	47.103	34.667
3	1	1:54.989	35.884	44.125	34.980	11	1	1:53.298	34.539	40.549	38.210
4	1	1:52.537	35.042	42.849	34.646	12	1	1:48.079	34.214	40.522	33.343
5	1	1:51.878	35.905	42.020	33.953	13	1	1:47.936	33.820	41.274	32.842
6	1	1:50.643	34.991	41.424	34.228	14	1	1:47.074	33.888	39.746	33.440
7	1	1:48.952	34.570	40.603	33.779	15	1	1:47.968	33.316	41.764	32.888
8	1	1:48.632	34.109	41.162	33.361						