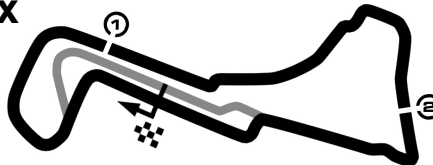


Volumex Belgian Truck Grand Prix

Circuit Zolder, length 4000 m

07. - 09. September 2022

Cup- und Tourenwagen Trophy



Lap Analysis free practice, 10.09.2022

-Reg.No.: C-Z-BTGP-SUP-M59 (18)

3 Jesco Kaczmarek (DEU) (Porsche 997GT3 Cup) Theoretische Bestzeit: 2:02.580

Lap	D	Time	S1	S2	S3	Lap	D	Time	S1	S2	S3
1	1	3:58.581				3	1	2:03.144	38.214	47.779	37.151
2	1	2:04.961	40.471	47.215	37.275	4	1	2:24.999	40.160	47.289	

6 Matthias Flossdorf (DEU) (VW Golf III) Theoretische Bestzeit: 2:23.696

Lap	D	Time	S1	S2	S3	Lap	D	Time	S1	S2	S3
1	1	2:57.504				4	1	2:28.934	47.452	54.634	46.848
2	1	2:33.976	49.949	57.300	46.727	5	1	2:46.092	46.261	53.007	
3	1	2:25.105	47.670	52.906	44.529						

10 Nico Ullmer () (VW Lupo) Theoretische Bestzeit: 2:09.550

Lap	D	Time	S1	S2	S3	Lap	D	Time	S1	S2	S3
1	1	3:58.443				6	1	2:13.028	41.872	49.405	41.751
2	1	2:23.919	46.008	54.292	43.619	7	1	2:27.756	41.230	48.080	
3	1	2:15.488	45.896	48.367	41.225	8	1	2:33.982	1:05.181	47.982	40.819
4	1	2:31.717	42.408	48.926		9	1	2:24.777	41.376	47.779	
5	1	3:33.115	2:03.321	49.253	40.541						

11 Mike Münch (DEU) (Porsche 996 GT3 Cup) Theoretische Bestzeit: 1:57.209

Lap	D	Time	S1	S2	S3	Lap	D	Time	S1	S2	S3
1	1	2:49.958		56.437	48.599	8	1	3:12.202	1:48.930	45.560	37.712
2	1	2:16.140	44.008	52.007	40.125	9	1	1:59.739	37.866	44.882	36.991
3	1	2:08.853	42.506	47.061	39.286	10	1	2:12.815	38.007	44.468	
4	1	2:01.895	38.721	44.969	38.205	11	1	3:20.800	1:57.975	46.166	36.659
5	1	2:01.361	38.268	44.518	38.575	12	1	1:58.417	38.294	43.549	36.574
6	1	2:00.497	37.772	45.197	37.528	13	1	1:57.209	37.206	43.433	36.570
7	1	2:11.320	37.872	44.433							

21 Jens Schmitt (DEU) (Renault Clio RS 3 Cup) Theoretische Bestzeit: 2:07.035

Lap	D	Time	S1	S2	S3	Lap	D	Time	S1	S2	S3
1	1	3:48.208		1:07.337	48.658	7	1	2:08.167	40.698	47.220	40.249
2	1	2:25.434	47.047	56.538	41.849	8	1	2:11.947	40.004	50.780	41.163
3	1	2:11.056	41.793	48.283	40.980	9	1	2:09.625	41.773	47.280	40.572
4	1	2:08.312	40.884	47.346	40.082	10	1	2:07.713	40.682	47.022	40.009
5	1	2:22.028	40.634	47.639		11	1	2:38.466	41.220	53.246	
6	1	3:35.098	2:07.276	47.493	40.329						

23 Jörg Koslowski (DEU) (BMW E90 WTCC) Theoretische Bestzeit: 1:59.115

Lap	D	Time	S1	S2	S3	Lap	D	Time	S1	S2	S3
1	1	3:02.470				4	1	2:00.075	39.190	43.967	36.918
2	1	2:05.943	40.540	46.435	38.968	5	1	2:18.767	38.230	44.529	
3	1	2:04.123	39.652	45.458	39.013	6	1	3:31.575	2:09.114	45.111	37.350

25 Stephan Reuter () (Mini Cooper) Theoretische Bestzeit: 2:02.568

Lap	D	Time	S1	S2	S3	Lap	D	Time	S1	S2	S3
1	1	3:38.417		58.435	46.679	6	1	2:07.326	39.164	49.092	39.070
2	1	2:17.452	44.816	52.148	40.488	7	1	2:03.474	39.177	45.330	38.967
3	1	2:07.141	40.991	46.874	39.276	8	1	2:02.922	38.945	45.684	38.293
4	1	2:17.793	45.046	51.368	41.379	9	1	2:28.923	40.061	49.436	
5	1	2:04.690	39.705	46.542	38.443						

37 Klaus Schmidt (DEU) (Mini Cooper Mini Cooper R 56) Theoretische Bestzeit: 2:02.255

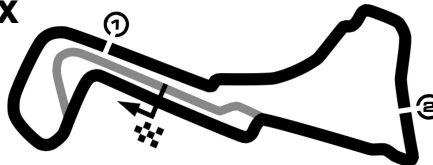
Lap	D	Time	S1	S2	S3	Lap	D	Time	S1	S2	S3
1	1	3:05.863				7	1	2:05.760	40.861	46.537	38.362
2	1	2:24.976	45.455	56.406	43.115	8	1	2:07.365	40.230	48.701	38.434
3	1	2:14.702	43.590	50.076	41.036	9	1	2:04.207	39.312	46.433	38.462
4	1	2:35.923	43.394	51.480		10	1	2:16.334	38.697	45.196	
5	1	3:22.864	1:54.505	48.810	39.549	11	1	3:31.373	2:06.773	46.228	38.372
6	1	2:06.623	40.293	47.645	38.685	12	1	2:19.931	40.559	46.302	

Volumex Belgian Truck Grand Prix

Circuit Zolder, length 4000 m

07. - 09. September 2022

Cup- und Tourenwagen Trophy



Lap Analysis free practice, 10.09.2022

-Reg.No.: C-Z-BTGP-SUP-M59 (18)

42 Harald Tänzler (DEU) (BMW E46 WTC)

Theoretische Bestzeit: 1:58.599

Lap	D	Time	S1	S2	S3	Lap	D	Time	S1	S2	S3
1	1	3:09.946		56.801	41.146	7	1	2:00.179	38.800	44.972	36.407
2	1	2:12.895	42.972	51.202	38.721	8	1	1:58.961	37.893	44.829	36.239
3	1	2:07.600	39.817	46.651	41.132	9	1	2:01.415	39.020	44.927	37.468
4	1	2:01.929	39.027	46.136	36.766	10	1	2:02.470	38.682	46.738	37.050
5	1	2:01.491	38.846	45.701	36.944	11	1	1:58.679	37.973	44.495	36.211
6	1	2:00.608	39.262	44.823	36.523	12	1	2:37.117	40.818	54.135	

51 Ludwig Holnburger (DEU) (Volkswagen Scirocco)

Theoretische Bestzeit:

Lap	D	Time	S1	S2	S3	Lap	D	Time	S1	S2	S3
1	1	3:48.161				6	1	4:15.171			
2	1	2:09.716				7	1	2:03.164			
3	1	2:05.732				8	1	2:00.027			
4	1	2:10.428				9	1	2:00.178			
5	1	2:19.189									

52 Michael Haager (DEU) (Audi A 3 Turbo)

Theoretische Bestzeit: 1:58.909

Lap	D	Time	S1	S2	S3	Lap	D	Time	S1	S2	S3
1	1	3:39.272		59.686	45.588	5	1	1:59.217	38.267	44.182	36.768
2	1	2:11.329	43.711	49.174	38.444	6	1	2:14.409	38.560	43.874	
3	1	2:04.738	41.498	45.774	37.466	7	1	3:28.898	2:06.120	45.585	37.193
4	1	2:03.356	39.105	46.206	38.045	8	1	3:13.691	47.371	1:07.727	

53 Marius Barczak (DEU) (Audi TTs)

Theoretische Bestzeit:

Lap	D	Time	S1	S2	S3	Lap	D	Time	S1	S2	S3
1	1	3:57.753				7	1	1:58.333			
2	1	2:03.928				8	1	1:57.739			
3	1	2:03.565				9	1	1:58.079			
4	1	2:01.586				10	1	1:57.049			
5	1	1:59.244				11	1	2:12.488			
6	1	2:00.708									

54 Andreas Kapfinger (AUT) (Volkswagen Golf 6)

Theoretische Bestzeit: 1:59.003

Lap	D	Time	S1	S2	S3	Lap	D	Time	S1	S2	S3
1	1	4:18.583		59.233	45.747	8	1	2:03.233	40.005	46.100	37.128
2	1	2:20.534	47.784	51.280	41.470	9	1	1:59.753	38.428	44.802	36.523
3	1	2:14.716	43.945	49.458	41.313	10	1	2:02.526	40.072	45.007	37.447
4	1	2:16.497	43.724	53.223	39.550	11	1	2:01.209	38.873	45.767	36.569
5	1	2:14.478	41.820	53.528	39.130	12	1	1:59.742	38.773	44.052	36.917
6	1	2:05.885	41.365	46.717	37.803	13	1	2:27.498	41.051	45.929	
7	1	2:05.873	39.371	48.432	38.070						

68 Steffen Karnett (DEU) (BMW E30 325i)

Theoretische Bestzeit: 2:21.153

Lap	D	Time	S1	S2	S3	Lap	D	Time	S1	S2	S3
1	1	3:19.083				4	1	17:24.110	15:43	55.062	45.570
2	1	2:30.287	47.173	56.396	46.718	5	1	2:26.410	45.547	54.696	46.167
3	1	3:00.045	47.440	1:03.128		6	1	2:21.689	46.083	51.950	43.656

69 Marc Ullrich (DEU) (Porsche 997 GT3 Cup)

Theoretische Bestzeit: 1:59.783

Lap	D	Time	S1	S2	S3	Lap	D	Time	S1	S2	S3
1	1	3:11.562		56.238	42.092	7	1	4:14.221	2:50.481	46.190	37.550
2	1	2:11.783	43.003	50.030	38.750	8	1	2:02.984	40.000	45.397	37.587
3	1	2:04.870	41.009	45.407	38.454	9	1	2:00.485	38.900	44.180	37.405
4	1	2:10.094	40.049	51.656	38.389	10	1	2:00.571	39.394	44.474	36.703
5	1	2:01.944	39.718	44.570	37.656	11	1	2:02.677	39.588	46.186	36.903
6	1	2:15.833	39.432	46.363		12	1	2:15.749	42.031	45.649	

79 Alexander Schmitt (DEU) (Renault Clio RS 3 Cup)

Theoretische Bestzeit: 2:21.276

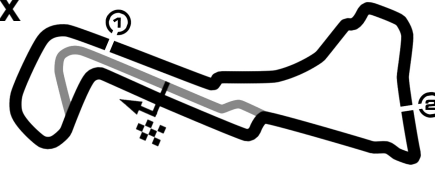
Lap	D	Time	S1	S2	S3	Lap	D	Time	S1	S2	S3
1	1	3:49.969		1:07.373	49.057	6	1	2:27.301	49.159	54.714	43.428

Volumex Belgian Truck Grand Prix

Circuit Zolder, length 4000 m

07. - 09. September 2022

Cup- und Tourenwagen Trophy



Lap Analysis free practice, 10.09.2022

-Reg.No.: C-Z-BTGP-SUP-M59 (18)

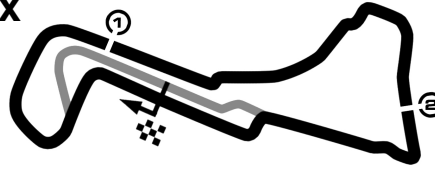
Lap	D	Time	S1	S2	S3	Lap	D	Time	S1	S2	S3
2	1	2:31.184	52.986	55.143	43.055	7	1	2:23.361	46.699	53.292	43.370
3	1	2:25.884	48.472	53.074	44.338	8	1	2:24.691	47.004	53.830	43.857
4	1	2:42.247	49.019	54.845		9	1	2:38.894	49.881	51.522	
5	1	3:29.294	1:51.894	53.758	43.642						

Volumex Belgian Truck Grand Prix

Circuit Zolder, length 4000 m

07. - 09. September 2022

Cup- und Tourenwagen Trophy



Lap Analysis free practice, 10.09.2022

-Reg.No.: C-Z-BTGP-SUP-M59 (18)

169 Günter Ullrich (DEU) (VW Golf GTI)

Theoretische Bestzeit: 2:01.651

Lap	D	Time	S1	S2	S3	Lap	D	Time	S1	S2	S3
1	1	3:07.744		1:01.630	47.862	8	1	2:26.440	39.639	47.006	
2	1	2:23.783	44.354	57.119	42.310	9	1	3:32.792	2:05.385	47.299	40.108
3	1	2:12.272	42.787	48.592	40.893	10	1	2:06.412	41.293	46.565	38.554
4	1	2:11.573	42.103	49.780	39.690	11	1	2:03.068	39.479	45.833	37.756
5	1	2:06.594	40.067	47.872	38.655	12	1	2:06.061	39.013	49.706	37.342
6	1	2:08.046	39.446	49.149	39.451	13	1	2:02.359	39.050	45.296	38.013
7	1	2:06.088	39.788	47.259	39.041						