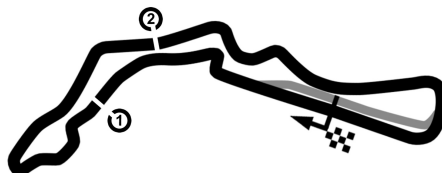


# CZECH TRUCK PRIX 2022

Autodrom Most, length 4212 m

02.-04. September 2022

Nascar Whelen Euro Series Pro



## Lap Analysis race 1, 03.09.2022

-Reg.No.: 001aZAO220815

### 1 Thomas Krasonis (GRC) (Ford Mustang)

Theoretische Bestzeit: 1:48.264

Lap	D	Time	S1	S2	S3	Lap	D	Time	S1	S2	S3
1	1	2:05.256	44.180	<b>38.146</b>	<b>42.930</b>	4	1	3:42.159	1:01.674	1:11.151	1:29.334
2	1	<b>2:08.707</b>	<b>27.188</b>	38.326	1:03.193	5	1	3:27.094	1:00.013	1:08.247	1:18.834
3	1	3:29.403	35.871	1:17.418	1:36.114						

### 3 Frederic Gabillon (FRA) (Chevrolet Camaro)

Theoretische Bestzeit: 1:43.002

Lap	D	Time	S1	S2	S3	Lap	D	Time	S1	S2	S3
1	1	1:57.553	38.004	38.059	<b>41.490</b>	10	1	2:30.581	40.339	54.377	55.865
2	1	2:06.892	<b>26.197</b>	36.973	1:03.722	11	1	3:17.182	52.481	1:03.962	1:20.739
3	1	3:29.318	34.435	1:18.508	1:36.375	12	1	3:14.529	53.580	1:02.909	1:18.040
4	1	3:44.392	1:02.617	1:11.788	1:29.987	13	1	3:22.324	52.750	1:02.539	1:27.035
5	1	3:32.788	59.718	1:08.433	1:24.637	14	1	1:47.472	29.332	36.383	41.757
6	1	1:46.448	29.235	<b>35.315</b>	41.898	15	1	1:44.015	26.765	35.453	41.797
7	1	1:44.570	27.055	35.679	41.836	16	1	<b>1:43.853</b>	26.497	35.453	41.903
8	1	1:45.228	27.310	35.844	42.074	17	1	1:44.945	26.602	35.698	42.645
9	1	1:51.497	26.394	35.595	49.508						

### 5 Patrick Lemarie (FRA) (EuroNASCAR FJ)

Theoretische Bestzeit:

Lap	D	Time	S1	S2	S3	Lap	D	Time	S1	S2	S3
1	1	2:43.330	37.772	<b>44.346</b>							

### 7 Martin Doubek (CZE) (Ford Mustang)

Theoretische Bestzeit: 1:43.893

Lap	D	Time	S1	S2	S3	Lap	D	Time	S1	S2	S3
1	1	1:53.973	35.486	36.097	42.390	5	1	3:34.184	59.662	1:08.424	1:26.098
2	1	2:05.681	26.793	35.732	1:03.156	6	1	1:46.628	28.864	35.702	<b>42.062</b>
3	1	3:32.054	35.590	1:20.090	1:36.374	7	1	<b>1:44.049</b>	<b>26.490</b>	<b>35.341</b>	42.218
4	1	3:44.063	1:02.434	1:12.224	1:29.405	8	1	1:58.344	26.548	35.776	

### 8 Dario Caso (ITA) (Chevrolet Camaro)

Theoretische Bestzeit: 1:43.602

Lap	D	Time	S1	S2	S3	Lap	D	Time	S1	S2	S3
1	1	2:51.978	53.287	45.686		5	1	1:44.885	26.778	36.401	41.706
2	1	18:01.183	16:32	44.706	43.546	6	1	1:43.849	26.760	35.738	<b>41.351</b>
3	1	2:46.376	28.479	59.091		7	1	<b>1:43.715</b>	<b>26.731</b>	<b>35.520</b>	41.464
4	1	13:01.443	11:40	37.149	43.459						

### 14 Marc Goossens (BEL) (Chevrolet Camaro)

Theoretische Bestzeit: 2:20.447

Lap	D	Time	S1	S2	S3	Lap	D	Time	S1	S2	S3
1	1	2:44.446	33.444	<b>35.789</b>		4	1	<b>3:22.394</b>	59.349	1:07.932	<b>1:15.113</b>
2	1	5:10.745	2:30.640	1:00.698	1:39.407	5	1	2:09.363	<b>29.545</b>	37.138	
3	1	3:37.228	59.560	1:08.394	1:29.274	6	1	6:03.191	4:06.492	47.066	

### 16 Claudio Remigio Cappelli (ITA) (Ford Mustang)

Theoretische Bestzeit: 1:42.819

Lap	D	Time	S1	S2	S3	Lap	D	Time	S1	S2	S3
1	1	2:21.911	58.602	39.216	44.093	10	1	2:30.552	40.960	54.314	55.278
2	1	1:57.847	27.477	35.518	54.852	11	1	3:19.184	52.982	1:04.032	1:22.170
3	1	3:26.830	34.685	1:16.040	1:36.105	12	1	3:15.098	54.729	1:03.302	1:17.067
4	1	3:42.231	1:01.520	1:11.096	1:29.615	13	1	3:19.059	53.527	1:01.316	1:24.216
5	1	3:25.009	59.851	1:08.072	1:17.086	14	1	1:48.606	28.344	36.090	44.172
6	1	1:50.470	29.290	37.253	43.927	15	1	1:43.451	<b>26.367</b>	35.447	41.637
7	1	1:44.575	27.102	36.033	<b>41.440</b>	16	1	1:44.192	26.789	35.586	41.817
8	1	<b>1:43.237</b>	26.617	<b>35.012</b>	41.608	17	1	1:43.734	26.447	35.699	41.588
9	1	1:48.780	26.962	35.278	46.540						

### 18 Giorgio Maggi (CHE) (Toyota Camry)

Theoretische Bestzeit: 1:43.204

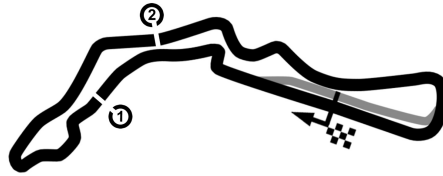
Lap	D	Time	S1	S2	S3	Lap	D	Time	S1	S2	S3
1	1	3:08.775	1:07.129	52.316		9	1	3:18.698	51.631	1:03.655	1:23.412
2	1	8:25.796	5:46.999	1:09.042	1:29.755	10	1	3:14.102	54.658	1:02.066	1:17.378
3	1	3:21.117	59.267	1:07.208	1:14.642	11	1	3:15.031	55.987	58.308	1:20.736
4	1	1:52.089	30.477	36.936	44.676	12	1	2:10.384	35.173	47.022	48.189
5	1	1:51.055	28.349	38.251	44.455	13	1	1:51.381	29.198	39.280	42.903

# CZECH TRUCK PRIX 2022

Autodrom Most, length 4212 m

02.-04.September 2022

Nascar Whelen Euro Series Pro



## Lap Analysis race 1, 03.09.2022

-Reg.No.: 001aZAO220815

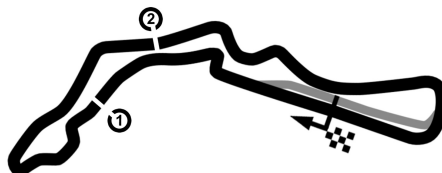
Lap	D	Time	S1	S2	S3	Lap	D	Time	S1	S2	S3
6	1	1:43.970	26.536	35.715	41.719	14	1	<b>1:43.578</b>	26.769	<b>35.354</b>	<b>41.455</b>
7	1	1:49.719	<b>26.395</b>	35.695	47.629	15	1	1:43.625	26.665	35.501	41.459
8	1	2:27.364	38.423	54.818	54.123						

# CZECH TRUCK PRIX 2022

Autodrom Most, length 4212 m

02.-04. September 2022

Nascar Whelen Euro Series Pro



## Lap Analysis race 1, 03.09.2022

-Reg.No.: 001aZAO220815

### 23 Henri Tuomaala (FIN) (Chevrolet Camaro)

Theoretische Bestzeit: 1:42.135

Lap	D	Time	S1	S2	S3	Lap	D	Time	S1	S2	S3
1	1	2:53.245	1:03.227	47.171		9	1	2:27.397	38.372	55.038	53.987
2	1	4:58.920	2:20.167	1:01.058	1:37.695	10	1	3:18.740	51.632	1:03.778	1:23.330
3	1	3:41.602	1:01.003	1:10.912	1:29.687	11	1	3:14.017	54.472	1:02.310	1:17.235
4	1	3:21.544	59.065	1:07.567	1:14.912	12	1	3:15.382	55.649	58.642	1:21.091
5	1	1:51.891	29.692	37.389	44.810	13	1	2:04.878	33.808	43.847	47.223
6	1	1:44.196	26.210	35.637	42.349	14	1	1:47.462	26.204	<b>34.853</b>	46.405
7	1	1:44.015	26.763	35.340	41.912	15	1	1:42.814	<b>26.057</b>	34.954	41.803
8	1	1:56.114	26.398	39.634	50.082	16	1	<b>1:42.257</b>	26.102	34.930	<b>41.225</b>

### 24 Alon Day (ISR) (Chevrolet Camaro)

Theoretische Bestzeit: 1:41.076

Lap	D	Time	S1	S2	S3	Lap	D	Time	S1	S2	S3
1	1	2:36.966	1:03.849	44.646	48.471	10	1	2:30.817	40.419	54.050	56.348
2	1	1:53.533	28.621	36.294	48.618	11	1	3:19.217	52.705	1:03.905	1:22.607
3	1	3:17.693	28.161	1:13.390	1:36.142	12	1	3:14.621	53.775	1:02.912	1:17.934
4	1	3:41.623	1:02.708	1:09.432	1:29.483	13	1	3:21.462	52.766	1:02.276	1:26.420
5	1	3:24.177	1:00.296	1:07.576	1:16.305	14	1	1:43.999	28.604	35.028	<b>40.367</b>
6	1	1:49.148	28.513	36.991	43.644	15	1	1:42.035	26.259	34.956	40.820
7	1	1:43.160	26.983	34.758	41.419	16	1	1:44.072	27.051	<b>34.608</b>	42.413
8	1	<b>1:41.501</b>	<b>26.101</b>	34.629	40.771	17	1	1:44.444	26.496	34.992	42.956
9	1	1:49.546	26.143	35.256	48.147						

### 25 Nicolo Gabossi (ITA) (Ford Mustang)

Theoretische Bestzeit: 1:48.845

Lap	D	Time	S1	S2	S3	Lap	D	Time	S1	S2	S3
1	1	2:13.454	43.389	42.318	47.747	10	1	2:18.929	31.415	52.417	55.097
2	1	2:04.292	28.814	38.203	57.275	11	1	3:17.265	50.553	1:03.697	1:23.015
3	1	3:27.908	35.987	1:15.868	1:36.053	12	1	3:13.494	53.755	1:02.077	1:17.662
4	1	3:42.192	1:01.497	1:11.328	1:29.367	13	1	3:14.416	55.743	58.246	1:20.427
5	1	3:25.871	1:00.066	1:07.943	1:17.862	14	1	1:53.485	30.639	38.895	43.951
6	1	1:58.583	33.469	39.909	45.205	15	1	1:51.046	28.051	38.547	44.448
7	1	1:50.927	27.827	38.422	44.678	16	1	1:49.458	27.935	<b>38.138</b>	<b>43.385</b>
8	1	1:50.471	27.974	38.487	44.010	17	1	<b>1:49.378</b>	27.530	38.264	43.584
9	1	1:50.365	<b>27.322</b>	38.189	44.854						

### 29 Aliyyah Koloc (UAE) (Ford Mustang)

Theoretische Bestzeit: 1:43.231

Lap	D	Time	S1	S2	S3	Lap	D	Time	S1	S2	S3
1	1	1:55.229	37.184	35.965	42.080	10	1	2:29.669	40.145	54.840	54.684
2	1	2:10.367	29.664	36.665	1:04.038	11	1	3:18.419	51.736	1:04.054	1:22.629
3	1	3:29.003	34.101	1:18.989	1:35.913	12	1	3:13.814	53.425	1:02.813	1:17.576
4	1	3:42.718	1:02.763	1:11.661	1:28.294	13	1	3:16.931	54.381	1:00.120	1:22.430
5	1	3:33.159	59.700	1:08.407	1:25.052	14	1	1:48.863	28.974	36.563	43.326
6	1	1:55.829	29.985	36.533	49.311	15	1	1:46.211	26.672	35.506	44.033
7	1	1:45.023	26.926	35.642	42.455	16	1	<b>1:43.836</b>	27.159	<b>35.201</b>	<b>41.476</b>
8	1	1:44.621	27.418	35.621	41.582	17	1	1:43.888	<b>26.554</b>	35.601	41.733
9	1	1:50.813	26.610	37.072	47.131						

### 33 Cosimo Barberini (ITA) (Ford Mustang)

Theoretische Bestzeit: 1:43.082

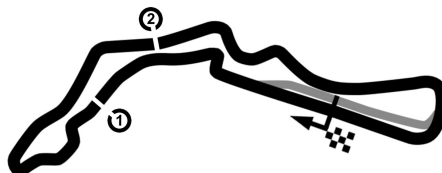
Lap	D	Time	S1	S2	S3	Lap	D	Time	S1	S2	S3
1	1	2:03.840	40.921	40.434	42.485	10	1	2:30.432	41.153	54.635	54.644
2	1	2:08.646	27.431	38.924	1:02.291	11	1	3:19.491	53.261	1:03.914	1:22.316
3	1	3:29.786	35.839	1:17.961	1:35.986	12	1	3:13.404	53.156	1:03.211	1:17.037
4	1	3:42.042	1:01.613	1:10.985	1:29.444	13	1	3:19.432	53.361	1:01.431	1:24.640
5	1	3:28.041	1:00.239	1:08.191	1:19.611	14	1	1:49.294	29.830	36.286	43.178
6	1	1:50.632	29.472	36.761	44.399	15	1	<b>1:43.082</b>	<b>26.295</b>	<b>35.315</b>	<b>41.472</b>
7	1	1:44.984	27.525	35.473	41.986	16	1	1:44.758	27.528	35.605	41.625
8	1	1:43.856	26.469	35.434	41.953	17	1	1:43.478	26.494	35.472	41.512
9	1	1:50.013	27.683	35.736	46.594						

# CZECH TRUCK PRIX 2022

Autodrom Most, length 4212 m

02.-04. September 2022

Nascar Whelen Euro Series Pro



## Lap Analysis race 1, 03.09.2022

-Reg.No.: 001aZAO220815

### 36 Vittorio Ghirelli (ITA) (Ford Mustang)

Theoretische Bestzeit: 1:43.040

Lap	D	Time	S1	S2	S3	Lap	D	Time	S1	S2	S3
1	1	2:06.359	45.262	38.663	42.434	10	1	2:29.894	40.472	54.395	55.027
2	1	2:09.868	26.990	38.297	1:04.581	11	1	3:18.765	52.715	1:04.138	1:21.912
3	1	3:28.516	36.597	1:15.735	1:36.184	12	1	3:15.417	54.999	1:02.867	1:17.551
4	1	3:42.063	1:01.245	1:11.319	1:29.499	13	1	3:17.553	54.312	1:00.369	1:22.872
5	1	3:26.266	59.779	1:08.433	1:18.054	14	1	1:48.720	29.376	36.519	42.825
6	1	1:51.082	30.728	37.333	43.021	15	1	<b>1:43.040</b>	<b>26.468</b>	<b>35.207</b>	<b>41.365</b>
7	1	1:45.904	27.529	36.079	42.296	16	1	1:43.990	27.014	35.261	41.715
8	1	1:43.896	26.943	35.498	41.455	17	1	1:44.374	27.265	35.511	41.598
9	1	1:49.858	26.556	35.329	47.973						

### 44 Jonne Rautjarvi (FIN) (Chevrolet Camaro)

Theoretische Bestzeit: 1:43.092

Lap	D	Time	S1	S2	S3	Lap	D	Time	S1	S2	S3
1	1	2:37.627	1:05.045	45.845	46.737	10	1	2:28.968	39.820	55.463	53.685
2	1	1:54.519	29.222	36.476	48.821	11	1	3:18.688	51.687	1:04.396	1:22.605
3	1	3:17.677	29.134	1:11.595	1:36.948	12	1	3:13.803	53.495	1:02.737	1:17.571
4	1	3:41.523	1:02.089	1:09.595	1:29.839	13	1	3:16.286	54.597	1:00.045	1:21.644
5	1	3:23.189	59.577	1:07.704	1:15.908	14	1	1:50.350	29.576	37.151	43.623
6	1	1:52.509	29.699	37.952	44.858	15	1	1:44.528	27.020	35.642	41.866
7	1	1:44.838	27.203	35.640	41.995	16	1	<b>1:43.951</b>	27.518	<b>35.335</b>	<b>41.098</b>
8	1	1:44.592	27.146	35.869	41.577	17	1	1:44.119	26.891	35.450	41.778
9	1	1:51.694	<b>26.659</b>	37.004	48.031						

### 46 Romain Iannetta (FRA) (Chevrolet Camaro)

Theoretische Bestzeit: 1:43.074

Lap	D	Time	S1	S2	S3	Lap	D	Time	S1	S2	S3
1	1	1:58.238	38.368	37.953	41.917	10	1	2:25.844	47.343	55.815	42.686
2	1	2:19.279	27.591	36.872		11	1	1:43.848	26.408	35.390	42.050
3	1	7:23.365	4:41.163	1:08.670	1:33.532	12	1	2:31.701	26.475	46.652	1:18.574
4	1	3:15.764	55.496	1:06.498	1:13.770	13	1	3:12.232	54.362	58.172	1:19.698
5	1	1:47.845	28.018	36.923	42.904	14	1	1:46.388	27.347	36.313	42.728
6	1	1:45.815	27.451	35.947	42.417	15	1	1:44.239	26.624	35.452	42.163
7	1	1:44.037	26.888	35.517	<b>41.632</b>	16	1	<b>1:43.208</b>	<b>26.335</b>	<b>35.107</b>	41.766
8	1	1:50.300	27.054	35.979	47.267	17	1	1:43.965	26.504	35.579	41.882
9	1	2:30.035	40.736	54.622	54.677						

### 47 Leonardo Colavita (ITA) (Chevrolet Camaro)

Theoretische Bestzeit: 1:48.515

Lap	D	Time	S1	S2	S3	Lap	D	Time	S1	S2	S3
1	1	3:07.617	1:04.354	54.420		4	1	2:02.094	33.417	39.177	49.500
2	1	8:29.347	5:49.420	1:08.986	1:30.941	5	1	<b>1:48.515</b>	<b>27.488</b>	<b>37.283</b>	<b>43.744</b>
3	1	3:19.570	58.246	1:06.589	1:14.735						

### 48 Yevgen Sokolovskiy (UKR) (Chevrolet Camaro)

Theoretische Bestzeit: 1:43.132

Lap	D	Time	S1	S2	S3	Lap	D	Time	S1	S2	S3
1	1	2:01.384	40.221	39.124	42.039	10	1	2:29.646	40.382	54.611	54.653
2	1	2:09.045	26.909	36.768	1:05.368	11	1	3:18.294	51.874	1:04.158	1:22.262
3	1	3:29.829	34.441	1:19.900	1:35.488	12	1	3:12.724	52.518	1:02.920	1:17.286
4	1	3:42.177	1:02.005	1:11.108	1:29.064	13	1	3:18.591	53.927	1:00.856	1:23.808
5	1	3:29.716	1:00.437	1:08.618	1:20.661	14	1	1:47.631	28.967	36.429	42.235
6	1	1:51.723	29.931	37.955	43.837	15	1	1:43.575	<b>26.177</b>	35.661	41.737
7	1	1:45.994	27.003	36.413	42.578	16	1	<b>1:43.319</b>	26.333	<b>35.499</b>	41.487
8	1	1:43.858	26.581	35.821	<b>41.456</b>	17	1	1:44.248	26.837	35.736	41.675
9	1	1:52.090	27.484	36.730	47.876						

### 50 Liam Hezemans (NLD) (Ford Mustang)

Theoretische Bestzeit: 1:41.511

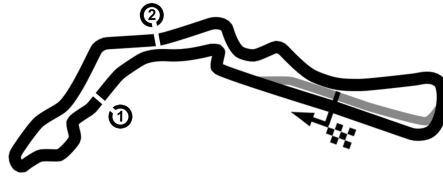
Lap	D	Time	S1	S2	S3	Lap	D	Time	S1	S2	S3
1	1	1:58.791	39.072	38.390	41.329	10	1	2:21.332	33.401	52.671	55.260
2	1	2:07.695	27.287	36.597	1:03.811	11	1	3:17.414	50.844	1:03.550	1:23.020
3	1	3:29.191	34.485	1:19.155	1:35.551	12	1	3:10.825	51.309	1:02.295	1:17.221
4	1	3:43.171	1:03.147	1:11.067	1:28.957	13	1	3:15.826	55.074	59.708	1:21.044
5	1	3:32.247	59.848	1:08.221	1:24.178	14	1	1:49.938	29.062	36.435	44.441
6	1	1:57.042	29.892	36.261	50.889	15	1	1:58.004	33.226	43.126	41.652
7	1	1:49.296	26.456	36.176	46.664	16	1	1:44.477	26.923	36.845	<b>40.709</b>

# CZECH TRUCK PRIX 2022

Autodrom Most, length 4212 m

02.-04.September 2022

Nascar Whelen Euro Series Pro



## Lap Analysis race 1, 03.09.2022

-Reg.No.: 001aZAO220815

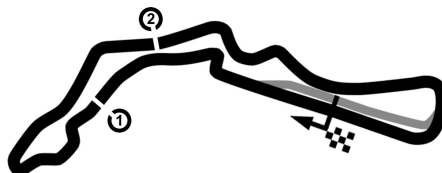
Lap	D	Time	S1	S2	S3	Lap	D	Time	S1	S2	S3
8	1	1:53.114	32.438	38.129	42.547	17	1	<b>1:41.646</b>	26.218	<b>34.690</b>	40.738
9	1	1:50.054	<b>26.112</b>	34.709	49.233						

# CZECH TRUCK PRIX 2022

Autodrom Most, length 4212 m

02.-04. September 2022

Nascar Whelen Euro Series Pro



## Lap Analysis race 1, 03.09.2022

-Reg.No.: 001aZAO220815

### 54 Gianmarco Ercoli (ITA) (Chevrolet Camaro)

Theoretische Bestzeit: 1:41.969

Lap	D	Time	S1	S2	S3	Lap	D	Time	S1	S2	S3
1	1	1:52.002	33.949	35.686	42.367	10	1	2:40.189	39.679	57.423	1:03.087
2	1	2:04.956	26.605	35.580	1:02.771	11	1	3:19.240	53.416	1:03.451	1:22.373
3	1	3:34.123	34.978	1:22.634	1:36.511	12	1	3:14.880	53.789	1:02.646	1:18.445
4	1	3:43.887	1:02.041	1:12.467	1:29.379	13	1	3:23.936	52.577	1:02.755	1:28.604
5	1	3:34.676	59.802	1:08.425	1:26.449	14	1	1:44.963	28.746	35.191	41.026
6	1	1:45.912	28.814	35.494	41.604	15	1	<b>1:42.118</b>	26.318	34.928	<b>40.872</b>
7	1	1:42.978	26.427	35.300	41.251	16	1	1:44.048	26.785	<b>34.905</b>	42.358
8	1	1:42.817	26.307	34.914	41.596	17	1	1:44.233	26.481	35.154	42.598
9	1	1:42.649	<b>26.192</b>	35.054	41.403						

### 55 Fabrizio Armetta (ITA) (Chevrolet Camaro)

Theoretische Bestzeit: 1:42.979

Lap	D	Time	S1	S2	S3	Lap	D	Time	S1	S2	S3
1	1	1:59.781	38.570	38.770	42.441	10	1	2:30.627	40.483	54.345	55.799
2	1	2:07.446	26.589	36.461	1:04.396	11	1	3:18.245	52.393	1:04.025	1:21.827
3	1	3:29.520	34.455	1:19.509	1:35.556	12	1	3:14.844	54.141	1:03.547	1:17.156
4	1	3:42.830	1:02.818	1:11.089	1:28.923	13	1	3:20.759	52.287	1:02.321	1:26.151
5	1	3:31.746	59.939	1:08.479	1:23.328	14	1	1:47.184	29.340	36.071	41.773
6	1	1:50.504	29.387	37.179	43.938	15	1	1:43.841	26.881	35.344	41.616
7	1	1:43.617	26.356	35.382	41.879	16	1	1:43.829	26.588	35.795	<b>41.446</b>
8	1	<b>1:43.119</b>	<b>26.280</b>	<b>35.253</b>	41.586	17	1	1:44.886	26.779	35.542	42.565
9	1	1:50.929	26.293	35.264	49.372						

### 56 Nicolo Rocca (ITA) (Ford Mustang)

Theoretische Bestzeit: 1:41.650

Lap	D	Time	S1	S2	S3	Lap	D	Time	S1	S2	S3
1	1	4:16.750	57.718	1:32.458		4	1	1:42.586	<b>26.208</b>	34.891	41.487
2	1	19:25.510	17:33	37.332		5	1	1:42.531	26.416	35.084	41.031
3	1	13:08.513	11:51	35.420	41.298	6	1	<b>1:41.759</b>	26.317	<b>34.633</b>	<b>40.809</b>

### 64 Alexander Graff (SWE) (Ford Mustang)

Theoretische Bestzeit: 1:41.679

Lap	D	Time	S1	S2	S3	Lap	D	Time	S1	S2	S3
1	1	1:49.344	33.208	35.102	41.034	10	1	2:40.418	29.596	47.821	1:23.001
2	1	1:44.606	26.379	34.982	43.245	11	1	3:19.930	53.662	1:03.996	1:22.272
3	1	3:55.839	51.962	1:27.263	1:36.614	12	1	3:14.820	53.846	1:02.929	1:18.045
4	1	3:44.223	1:02.512	1:12.568	1:29.143	13	1	3:24.832	52.671	1:02.919	1:29.242
5	1	3:35.390	59.688	1:08.507	1:27.195	14	1	1:44.704	28.117	35.392	41.195
6	1	1:45.498	28.204	35.614	41.680	15	1	1:42.052	26.174	35.052	<b>40.826</b>
7	1	1:42.584	26.212	35.204	41.168	16	1	<b>1:41.748</b>	<b>26.006</b>	<b>34.847</b>	40.895
8	1	1:41.947	26.213	34.874	40.860	17	1	1:41.877	26.011	34.938	40.928
9	1	1:42.573	26.177	35.215	41.181						

### 65 Riccardo Romagnoli (ITA) (Chevrolet Camaro)

Theoretische Bestzeit: 1:43.319

Lap	D	Time	S1	S2	S3	Lap	D	Time	S1	S2	S3
1	1	2:00.627	39.705	38.932	41.990	10	1	2:30.796	40.735	54.508	55.553
2	1	2:09.030	26.844	37.091	1:05.095	11	1	3:18.217	52.611	1:04.157	1:21.449
3	1	3:29.501	33.677	1:20.444	1:35.380	12	1	3:14.915	54.802	1:03.259	1:16.854
4	1	3:42.129	1:02.258	1:11.007	1:28.864	13	1	3:19.960	52.812	1:01.976	1:25.172
5	1	3:30.522	1:00.775	1:08.573	1:21.174	14	1	1:47.720	29.386	36.188	42.146
6	1	1:50.792	29.250	37.067	44.475	15	1	1:44.764	26.393	35.721	42.650
7	1	1:44.953	26.446	35.842	42.665	16	1	<b>1:43.668</b>	26.595	35.571	<b>41.502</b>
8	1	1:44.075	<b>26.301</b>	35.731	42.043	17	1	1:43.996	26.913	<b>35.516</b>	41.567
9	1	1:48.668	26.337	35.723	46.608						

### 69 Sebastiaan Bleekemolen (NLD) (Ford Mustang)

Theoretische Bestzeit: 1:41.693

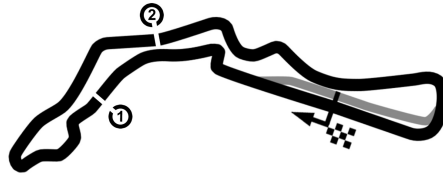
Lap	D	Time	S1	S2	S3	Lap	D	Time	S1	S2	S3
1	1	1:48.747	32.009	35.406	41.332	10	1	2:39.610	29.201	47.333	1:23.076
2	1	1:45.099	26.385	35.087	43.627	11	1	3:19.711	53.200	1:04.318	1:22.193
3	1	3:54.727	50.808	1:27.251	1:36.668	12	1	3:14.897	53.696	1:03.164	1:18.037
4	1	3:44.179	1:02.518	1:12.732	1:28.929	13	1	3:25.685	52.748	1:03.305	1:29.632
5	1	3:36.323	59.938	1:08.985	1:27.400	14	1	1:44.743	28.250	35.397	41.096
6	1	1:45.550	28.211	35.627	41.712	15	1	1:42.046	26.228	34.870	40.948
7	1	1:42.417	26.245	35.048	41.124	16	1	<b>1:41.693</b>	<b>25.997</b>	<b>34.824</b>	<b>40.872</b>

# CZECH TRUCK PRIX 2022

Autodrom Most, length 4212 m

02.-04.September 2022

Nascar Whelen Euro Series Pro



## Lap Analysis race 1, 03.09.2022

-Reg.No.: 001aZAO220815

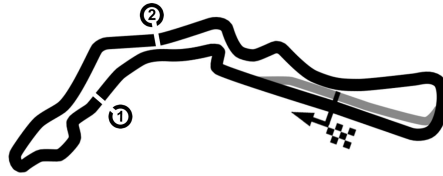
Lap	D	Time	S1	S2	S3	Lap	D	Time	S1	S2	S3
8	1	1:42.170	26.164	34.850	41.156	17	1	1:42.071	26.035	35.082	40.954
9	1	1:42.496	26.185	35.194	41.117						

# CZECH TRUCK PRIX 2022

Autodrom Most, length 4212 m

02.-04.September 2022

Nascar Whelen Euro Series Pro



## Lap Analysis race 1, 03.09.2022

-Reg.No.: 001aZAO220815

### 88 Massimiliano Lanza (ITA) (Chevrolet Camaro)

Theoretische Bestzeit: 1:42.359

Lap	D	Time	S1	S2	S3	Lap	D	Time	S1	S2	S3
1	1	2:00.296	38.771	39.136	42.389	10	1	2:32.238	41.260	53.856	57.122
2	1	2:08.256	26.692	37.149	1:04.415	11	1	3:18.331	52.189	1:03.435	1:22.707
3	1	3:29.537	33.889	1:20.111	1:35.537	12	1	3:14.239	53.423	1:02.844	1:17.972
4	1	3:42.511	1:02.637	1:11.124	1:28.750	13	1	3:23.011	53.009	1:02.546	1:27.456
5	1	3:31.053	1:00.540	1:08.515	1:21.998	14	1	1:47.619	29.405	36.348	41.866
6	1	1:45.846	28.515	35.993	41.338	15	1	1:43.367	26.442	35.515	41.410
7	1	1:44.746	27.494	35.492	41.760	16	1	<b>1:42.359</b>	<b>26.060</b>	<b>35.111</b>	<b>41.188</b>
8	1	1:44.130	26.682	35.567	41.881	17	1	1:43.321	26.467	35.529	41.325
9	1	1:48.747	26.451	35.675	46.621						

### 94 Yann Zimmer (CHE) (Chevrolet Camaro)

Theoretische Bestzeit: 1:42.918

Lap	D	Time	S1	S2	S3	Lap	D	Time	S1	S2	S3
1	1	1:54.376	36.032	36.374	41.970	10	1	2:32.909	42.523	53.456	56.930
2	1	2:08.318	26.725	37.176	1:04.417	11	1	3:18.648	52.960	1:03.383	1:22.305
3	1	3:29.993	34.021	1:19.752	1:36.220	12	1	3:14.544	53.786	1:02.638	1:18.120
4	1	3:43.890	1:02.400	1:12.143	1:29.347	13	1	3:23.676	52.913	1:02.566	1:28.197
5	1	3:33.660	59.490	1:08.470	1:25.700	14	1	1:46.168	28.919	36.051	<b>41.198</b>
6	1	1:46.557	29.084	35.632	41.841	15	1	1:43.404	26.260	<b>35.493</b>	41.651
7	1	1:44.064	26.685	35.837	41.542	16	1	<b>1:43.183</b>	<b>26.227</b>	35.525	41.431
8	1	1:44.443	26.686	35.851	41.906	17	1	1:43.350	26.360	35.550	41.440
9	1	1:47.375	26.426	35.942	45.007						