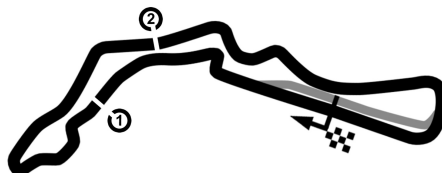


# CZECH TRUCK PRIX 2022

Autodrom Most, length 4212 m

02.-04. September 2022

Nascar Whelen Euro Series Pro



## Lap Analysis qualifying, 03.09.2022

-Reg.No.: 001aZAO220815

### 1 Thomas Krasonis (GRC) (Ford Mustang)

Theoretische Bestzeit: 1:42.973

| Lap | D | Time     | S1     | S2     | S3            | Lap | D | Time            | S1            | S2            | S3     |
|-----|---|----------|--------|--------|---------------|-----|---|-----------------|---------------|---------------|--------|
| 1   | 1 | 2:53.080 |        | 44.259 | 54.957        | 5   | 1 | 1:44.018        | 26.576        | 35.364        | 42.078 |
| 2   | 1 | 1:45.758 | 27.390 | 36.127 | 42.241        | 6   | 1 | 1:43.570        | 26.711        | 35.223        | 41.636 |
| 3   | 1 | 1:44.371 | 27.093 | 35.395 | 41.883        | 7   | 1 | <b>1:43.231</b> | <b>26.361</b> | <b>35.178</b> | 41.692 |
| 4   | 1 | 1:43.448 | 26.776 | 35.238 | <b>41.434</b> | 8   | 1 | 2:13.797        | 26.648        | 36.979        |        |

### 2 Federico Monti (ITA) (Ford Mustang)

Theoretische Bestzeit: 1:44.915

| Lap | D | Time     | S1     | S2     | S3     | Lap | D | Time            | S1            | S2            | S3            |
|-----|---|----------|--------|--------|--------|-----|---|-----------------|---------------|---------------|---------------|
| 1   | 1 | 2:57.173 |        | 49.019 | 49.066 | 5   | 1 | 1:45.635        | 26.713        | 36.205        | 42.717        |
| 2   | 1 | 1:49.414 | 27.784 | 37.870 | 43.760 | 6   | 1 | 1:45.664        | 26.488        | 36.186        | 42.990        |
| 3   | 1 | 1:46.312 | 26.825 | 36.565 | 42.922 | 7   | 1 | <b>1:44.915</b> | <b>26.318</b> | <b>36.041</b> | <b>42.556</b> |
| 4   | 1 | 1:46.437 | 27.007 | 36.650 | 42.780 | 8   | 1 | 2:28.370        | 32.145        | 44.136        |               |

### 3 Frederic Gabillon (FRA) (Chevrolet Camaro)

Theoretische Bestzeit: 1:41.419

| Lap | D | Time     | S1     | S2     | S3     | Lap | D | Time            | S1            | S2            | S3            |
|-----|---|----------|--------|--------|--------|-----|---|-----------------|---------------|---------------|---------------|
| 1   | 1 | 6:44.735 |        | 42.494 | 44.182 | 4   | 1 | <b>1:41.503</b> | 26.102        | <b>34.755</b> | 40.646        |
| 2   | 1 | 1:44.757 | 27.480 | 35.934 | 41.343 | 5   | 1 | 1:47.339        | 26.680        | 37.268        | 43.391        |
| 3   | 1 | 1:42.720 | 26.420 | 35.264 | 41.036 | 6   | 1 | 1:41.647        | <b>26.019</b> | 34.983        | <b>40.645</b> |

### 5 Patrick Lemarie (FRA) (EuroNASCAR FJ)

Theoretische Bestzeit: 1:41.062

| Lap | D | Time     | S1     | S2            | S3     | Lap | D | Time            | S1            | S2     | S3            |
|-----|---|----------|--------|---------------|--------|-----|---|-----------------|---------------|--------|---------------|
| 1   | 1 | 2:51.887 |        | 44.015        | 54.626 | 5   | 1 | 1:47.753        | 26.036        | 40.239 | 41.478        |
| 2   | 1 | 1:44.619 | 27.194 | 36.143        | 41.282 | 6   | 1 | <b>1:41.241</b> | 25.985        | 34.577 | <b>40.679</b> |
| 3   | 1 | 1:41.991 | 26.471 | <b>34.554</b> | 40.966 | 7   | 1 | 1:41.320        | <b>25.829</b> | 34.695 | 40.796        |
| 4   | 1 | 1:41.692 | 26.172 | 34.791        | 40.729 | 8   | 1 | 2:15.543        | 28.778        | 40.628 |               |

### 7 Martin Doubek (CZE) (Ford Mustang)

Theoretische Bestzeit: 1:40.701

| Lap | D | Time     | S1     | S2     | S3     | Lap | D | Time            | S1            | S2            | S3            |
|-----|---|----------|--------|--------|--------|-----|---|-----------------|---------------|---------------|---------------|
| 1   | 1 | 2:31.735 |        | 50.269 | 48.827 | 4   | 1 | <b>1:40.859</b> | 26.017        | 34.447        | <b>40.395</b> |
| 2   | 1 | 1:44.965 | 27.275 | 36.288 | 41.402 | 5   | 1 | 1:58.211        | <b>25.890</b> | <b>34.416</b> |               |
| 3   | 1 | 1:41.178 | 26.116 | 34.478 | 40.584 |     |   |                 |               |               |               |

### 8 Dario Caso (ITA) (Chevrolet Camaro)

Theoretische Bestzeit:

| Lap | D | Time     | S1 | S2              | S3 | Lap | D | Time | S1 | S2 | S3 |
|-----|---|----------|----|-----------------|----|-----|---|------|----|----|----|
| 1   | 1 | 3:36.543 |    | <b>1:00.297</b> |    |     |   |      |    |    |    |

### 14 Marc Goossens (BEL) (Chevrolet Camaro)

Theoretische Bestzeit: 1:41.108

| Lap | D | Time            | S1            | S2     | S3            | Lap | D | Time     | S1     | S2            | S3     |
|-----|---|-----------------|---------------|--------|---------------|-----|---|----------|--------|---------------|--------|
| 1   | 1 | 2:02.078        |               | 40.357 | 44.307        | 6   | 1 | 1:55.678 | 29.722 | 40.823        | 45.133 |
| 2   | 1 | 1:51.010        | 27.422        | 38.583 | 45.005        | 7   | 1 | 1:41.423 | 25.963 | 34.776        | 40.684 |
| 3   | 1 | 1:42.246        | 26.371        | 34.942 | 40.933        | 8   | 1 | 1:41.377 | 26.010 | <b>34.638</b> | 40.729 |
| 4   | 1 | <b>1:41.361</b> | 26.036        | 34.703 | <b>40.622</b> | 9   | 1 | 2:03.834 | 26.528 | 35.503        |        |
| 5   | 1 | 1:41.362        | <b>25.848</b> | 34.679 | 40.835        |     |   |          |        |               |        |

### 16 Claudio Remigio Cappelli (ITA) (Ford Mustang)

Theoretische Bestzeit: 1:41.630

| Lap | D | Time     | S1     | S2            | S3     | Lap | D | Time            | S1            | S2     | S3            |
|-----|---|----------|--------|---------------|--------|-----|---|-----------------|---------------|--------|---------------|
| 1   | 1 | 2:08.382 |        | 41.019        | 47.041 | 5   | 1 | 1:56.555        | <b>26.027</b> | 35.254 |               |
| 2   | 1 | 1:46.234 | 27.542 | 36.414        | 42.278 | 6   | 1 | 2:42.389        | 1:26.126      | 35.147 | 41.116        |
| 3   | 1 | 1:43.399 | 26.729 | 35.365        | 41.305 | 7   | 1 | 1:46.074        | 26.309        | 35.372 | 44.393        |
| 4   | 1 | 1:42.198 | 26.385 | <b>34.819</b> | 40.994 | 8   | 1 | <b>1:42.077</b> | 26.173        | 35.120 | <b>40.784</b> |

### 18 Giorgio Maggi (CHE) (Toyota Camry)

Theoretische Bestzeit: 1:41.469

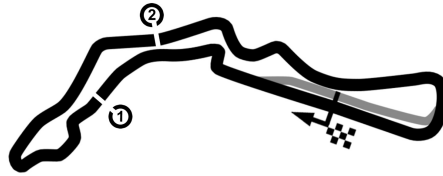
| Lap | D | Time            | S1     | S2            | S3            | Lap | D | Time     | S1            | S2     | S3     |
|-----|---|-----------------|--------|---------------|---------------|-----|---|----------|---------------|--------|--------|
| 1   | 1 | 2:47.976        |        | 54.748        | 57.037        | 5   | 1 | 1:57.739 | 26.718        | 36.027 |        |
| 2   | 1 | 1:43.701        | 27.198 | 35.352        | 41.151        | 6   | 1 | 3:01.965 | 1:45.779      | 35.069 | 41.117 |
| 3   | 1 | 1:44.575        | 26.111 | 35.200        | 43.264        | 7   | 1 | 1:57.059 | 26.081        | 49.434 | 41.544 |
| 4   | 1 | <b>1:41.545</b> | 26.140 | <b>34.618</b> | <b>40.787</b> | 8   | 1 | 1:42.195 | <b>26.064</b> | 34.707 | 41.424 |

# CZECH TRUCK PRIX 2022

Autodrom Most, length 4212 m

02.-04.September 2022

Nascar Whelen Euro Series Pro



## Lap Analysis qualifying, 03.09.2022

-Reg.No.: 001aZAO220815

**23 Henri Tuomaala (FIN) (Chevrolet Camaro)**

Theoretische Bestzeit: 1:41.630

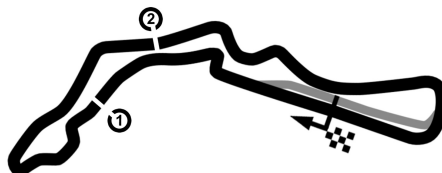
| Lap | D | Time     | S1     | S2     | S3            | Lap | D | Time            | S1            | S2            | S3     |
|-----|---|----------|--------|--------|---------------|-----|---|-----------------|---------------|---------------|--------|
| 1   | 1 | 3:21.676 |        | 48.402 | 58.667        | 5   | 1 | 1:50.019        | 26.076        | 36.409        | 47.534 |
| 2   | 1 | 1:44.719 | 26.764 | 36.245 | 41.710        | 6   | 1 | <b>1:41.879</b> | <b>26.006</b> | 34.777        | 41.096 |
| 3   | 1 | 1:42.100 | 26.283 | 34.864 | <b>40.953</b> | 7   | 1 | 1:42.020        | 26.050        | <b>34.671</b> | 41.299 |
| 4   | 1 | 1:52.217 | 27.514 | 35.991 | 48.712        | 8   | 1 | 2:14.963        | 26.241        | 38.201        |        |

# CZECH TRUCK PRIX 2022

Autodrom Most, length 4212 m

02.-04. September 2022

Nascar Whelen Euro Series Pro



## Lap Analysis qualifying, 03.09.2022

-Reg.No.: 001aZAO220815

### 24 Alon Day (ISR) (Chevrolet Camaro)

Theoretische Bestzeit: 1:40.066

| Lap | D | Time     | S1     | S2     | S3     | Lap | D | Time            | S1            | S2            | S3            |
|-----|---|----------|--------|--------|--------|-----|---|-----------------|---------------|---------------|---------------|
| 1   | 1 | 1:59.779 |        | 41.104 | 44.664 | 4   | 1 | <b>1:40.066</b> | <b>25.707</b> | <b>34.184</b> | <b>40.175</b> |
| 2   | 1 | 1:41.482 | 26.161 | 34.748 | 40.573 | 5   | 1 | 2:21.126        | 29.264        | 46.113        |               |
| 3   | 1 | 1:40.476 | 25.903 | 34.257 | 40.316 |     |   |                 |               |               |               |

### 25 Nicolo Gabossi (ITA) (Ford Mustang)

Theoretische Bestzeit: 1:48.033

| Lap | D | Time     | S1     | S2     | S3     | Lap | D | Time            | S1            | S2            | S3            |
|-----|---|----------|--------|--------|--------|-----|---|-----------------|---------------|---------------|---------------|
| 1   | 1 | 2:58.779 |        | 50.957 | 49.446 | 5   | 1 | 1:50.044        | <b>27.520</b> | 37.812        | 44.712        |
| 2   | 1 | 1:54.698 | 29.395 | 39.740 | 45.563 | 6   | 1 | <b>1:48.770</b> | 27.757        | 37.552        | <b>43.461</b> |
| 3   | 1 | 1:49.674 | 28.046 | 38.139 | 43.489 | 7   | 1 | 1:51.497        | 28.251        | <b>37.052</b> | 46.194        |
| 4   | 1 | 1:50.512 | 27.685 | 39.091 | 43.736 | 8   | 1 | 2:14.451        | 28.952        | 38.848        |               |

### 29 Aliyyah Koloc (UAE) (Ford Mustang)

Theoretische Bestzeit: 1:42.454

| Lap | D | Time            | S1     | S2     | S3            | Lap | D | Time     | S1            | S2            | S3     |
|-----|---|-----------------|--------|--------|---------------|-----|---|----------|---------------|---------------|--------|
| 1   | 1 | 2:38.109        |        | 46.149 | 51.471        | 6   | 1 | 1:42.776 | 26.407        | <b>35.024</b> | 41.345 |
| 2   | 1 | 1:46.324        | 27.475 | 36.178 | 42.671        | 7   | 1 | 1:47.382 | <b>26.367</b> | 39.088        | 41.927 |
| 3   | 1 | 1:43.397        | 26.930 | 35.082 | 41.385        | 8   | 1 | 1:43.498 | 26.451        | 35.118        | 41.929 |
| 4   | 1 | 1:48.796        | 26.394 | 38.360 | 44.042        | 9   | 1 | 1:42.767 | 26.457        | 35.149        | 41.161 |
| 5   | 1 | <b>1:42.756</b> | 26.602 | 35.091 | <b>41.063</b> |     |   |          |               |               |        |

### 33 Cosimo Barberini (ITA) (Ford Mustang)

Theoretische Bestzeit: 1:42.489

| Lap | D | Time            | S1            | S2            | S3            | Lap | D | Time     | S1       | S2     | S3     |
|-----|---|-----------------|---------------|---------------|---------------|-----|---|----------|----------|--------|--------|
| 1   | 1 | 2:10.878        |               | 42.452        | 45.781        | 5   | 1 | 2:03.149 | 26.466   | 35.634 |        |
| 2   | 1 | 1:45.494        | 27.462        | 36.083        | 41.949        | 6   | 1 | 3:01.206 | 1:41.709 | 35.800 | 43.697 |
| 3   | 1 | 1:42.893        | 26.514        | 35.145        | <b>41.234</b> | 7   | 1 | 2:04.575 | 26.614   | 35.790 |        |
| 4   | 1 | <b>1:42.588</b> | <b>26.433</b> | <b>34.822</b> | 41.333        |     |   |          |          |        |        |

### 44 Jonne Rautjarvi (FIN) (Chevrolet Camaro)

Theoretische Bestzeit: 1:42.500

| Lap | D | Time     | S1     | S2     | S3     | Lap | D | Time            | S1            | S2            | S3            |
|-----|---|----------|--------|--------|--------|-----|---|-----------------|---------------|---------------|---------------|
| 1   | 1 | 2:32.467 |        | 46.916 | 48.749 | 6   | 1 | 1:42.983        | <b>26.364</b> | 35.024        | 41.595        |
| 2   | 1 | 1:45.256 | 27.196 | 36.205 | 41.855 | 7   | 1 | <b>1:42.678</b> | 26.542        | <b>34.995</b> | <b>41.141</b> |
| 3   | 1 | 1:47.640 | 26.692 | 35.641 | 45.307 | 8   | 1 | 1:43.368        | 26.560        | 35.573        | 41.235        |
| 4   | 1 | 1:48.951 | 27.704 | 38.900 | 42.347 | 9   | 1 | 1:43.097        | 26.434        | 35.256        | 41.407        |
| 5   | 1 | 1:43.677 | 26.661 | 35.426 | 41.590 |     |   |                 |               |               |               |

### 46 Romain Iannetta (FRA) (Chevrolet Camaro)

Theoretische Bestzeit: 1:41.354

| Lap | D | Time     | S1     | S2     | S3     | Lap | D | Time            | S1            | S2            | S3            |
|-----|---|----------|--------|--------|--------|-----|---|-----------------|---------------|---------------|---------------|
| 1   | 1 | 2:27.215 |        | 45.941 | 49.841 | 4   | 1 | <b>1:41.410</b> | <b>26.039</b> | 34.566        | <b>40.805</b> |
| 2   | 1 | 1:44.469 | 27.011 | 35.602 | 41.856 | 5   | 1 | 1:41.784        | 26.112        | <b>34.510</b> | 41.162        |
| 3   | 1 | 1:42.333 | 26.433 | 34.752 | 41.148 | 6   | 1 | 2:29.736        | 31.753        | 45.527        |               |

### 47 Leonardo Colavita (ITA) (Chevrolet Camaro)

Theoretische Bestzeit: 1:41.674

| Lap | D | Time            | S1            | S2            | S3            | Lap | D | Time     | S1     | S2     | S3     |
|-----|---|-----------------|---------------|---------------|---------------|-----|---|----------|--------|--------|--------|
| 1   | 1 | 2:06.352        |               | 42.129        | 46.932        | 5   | 1 | 1:43.809 | 26.336 | 36.025 | 41.448 |
| 2   | 1 | 1:44.794        | 27.140        | 35.842        | 41.812        | 6   | 1 | 1:42.041 | 26.285 | 35.041 | 40.715 |
| 3   | 1 | 1:42.614        | 26.600        | 35.268        | 40.746        | 7   | 1 | 1:43.485 | 26.205 | 35.127 | 42.153 |
| 4   | 1 | <b>1:41.674</b> | <b>26.171</b> | <b>34.959</b> | <b>40.544</b> | 8   | 1 | 2:08.942 | 27.110 | 38.735 |        |

### 48 Yevgen Sokolovskiy (UKR) (Chevrolet Camaro)

Theoretische Bestzeit: 1:42.918

| Lap | D | Time     | S1     | S2     | S3     | Lap | D | Time            | S1            | S2            | S3            |
|-----|---|----------|--------|--------|--------|-----|---|-----------------|---------------|---------------|---------------|
| 1   | 1 | 2:34.177 |        | 50.643 | 49.529 | 6   | 1 | 1:44.554        | 26.962        | 35.622        | 41.970        |
| 2   | 1 | 1:47.359 | 28.330 | 36.721 | 42.308 | 7   | 1 | 1:43.792        | 26.622        | 35.732        | 41.438        |
| 3   | 1 | 1:44.264 | 26.619 | 35.889 | 41.756 | 8   | 1 | <b>1:43.557</b> | 26.517        | 35.757        | <b>41.283</b> |
| 4   | 1 | 1:43.692 | 26.732 | 35.568 | 41.392 | 9   | 1 | 1:43.872        | <b>26.226</b> | <b>35.409</b> | 42.237        |
| 5   | 1 | 1:44.494 | 26.491 | 35.500 | 42.503 |     |   |                 |               |               |               |

### 50 Liam Hezemans (NLD) (Ford Mustang)

Theoretische Bestzeit: 1:41.260

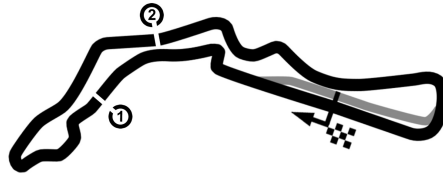
| Lap | D | Time     | S1 | S2     | S3     | Lap | D | Time     | S1     | S2     | S3     |
|-----|---|----------|----|--------|--------|-----|---|----------|--------|--------|--------|
| 1   | 1 | 3:43.393 |    | 40.059 | 45.418 | 5   | 1 | 1:41.716 | 26.101 | 34.659 | 40.956 |

# CZECH TRUCK PRIX 2022

Autodrom Most, length 4212 m

02.-04.September 2022

Nascar Whelen Euro Series Pro



## Lap Analysis qualifying, 03.09.2022

-Reg.No.: 001aZAO220815

| Lap | D | Time            | S1     | S2            | S3            | Lap | D | Time     | S1            | S2     | S3     |
|-----|---|-----------------|--------|---------------|---------------|-----|---|----------|---------------|--------|--------|
| 2   | 1 | 1:45.124        | 26.815 | 35.285        | 43.024        | 6   | 1 | 1:45.106 | 26.101        | 35.069 | 43.936 |
| 3   | 1 | <b>1:41.557</b> | 26.291 | <b>34.547</b> | <b>40.719</b> | 7   | 1 | 1:42.974 | <b>25.994</b> | 34.654 | 42.326 |
| 4   | 1 | 1:41.910        | 26.139 | 34.986        | 40.785        | 8   | 1 | 1:42.120 | 25.997        | 34.952 | 41.171 |

### 54 Gianmarco Ercoli (ITA) (Chevrolet Camaro)

Theoretische Bestzeit: 1:41.272

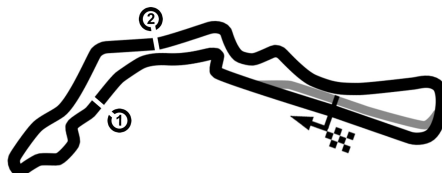
| Lap | D | Time     | S1            | S2     | S3     | Lap | D | Time            | S1     | S2            | S3            |
|-----|---|----------|---------------|--------|--------|-----|---|-----------------|--------|---------------|---------------|
| 1   | 1 | 2:16.000 |               | 46.108 | 43.935 | 4   | 1 | <b>1:41.276</b> | 26.091 | <b>34.461</b> | <b>40.724</b> |
| 2   | 1 | 1:43.109 | 26.789        | 35.222 | 41.098 | 5   | 1 | 2:12.379        | 28.318 | 38.974        |               |
| 3   | 1 | 1:41.911 | <b>26.087</b> | 34.678 | 41.146 |     |   |                 |        |               |               |

# CZECH TRUCK PRIX 2022

Autodrom Most, length 4212 m

02.-04. September 2022

Nascar Whelen Euro Series Pro



## Lap Analysis qualifying, 03.09.2022

-Reg.No.: 001aZAO220815

### 55 Fabrizio Armetta (ITA) (Chevrolet Camaro)

Theoretische Bestzeit: 1:42.290

| Lap | D | Time            | S1     | S2     | S3            | Lap | D | Time     | S1            | S2            | S3     |
|-----|---|-----------------|--------|--------|---------------|-----|---|----------|---------------|---------------|--------|
| 1   | 1 | 2:19.201        |        | 46.361 | 44.388        | 6   | 1 | 1:42.758 | 26.231        | 35.125        | 41.402 |
| 2   | 1 | 1:45.019        | 27.264 | 35.802 | 41.953        | 7   | 1 | 1:42.793 | 26.277        | 35.267        | 41.249 |
| 3   | 1 | 1:43.130        | 26.511 | 35.246 | 41.373        | 8   | 1 | 1:42.923 | 26.398        | 35.164        | 41.361 |
| 4   | 1 | <b>1:42.516</b> | 26.205 | 35.163 | <b>41.148</b> | 9   | 1 | 1:42.795 | <b>26.102</b> | <b>35.040</b> | 41.653 |
| 5   | 1 | 1:44.785        | 26.351 | 35.654 | 42.780        |     |   |          |               |               |        |

### 56 Nicolo Rocca (ITA) (Ford Mustang)

Theoretische Bestzeit: 1:40.615

| Lap | D | Time     | S1     | S2     | S3     | Lap | D | Time            | S1            | S2            | S3            |
|-----|---|----------|--------|--------|--------|-----|---|-----------------|---------------|---------------|---------------|
| 1   | 1 | 2:17.604 |        | 46.735 | 44.078 | 4   | 1 | <b>1:40.615</b> | <b>25.878</b> | <b>34.306</b> | <b>40.431</b> |
| 2   | 1 | 1:43.180 | 26.816 | 35.327 | 41.037 | 5   | 1 | 2:04.990        | 28.514        | 37.696        |               |
| 3   | 1 | 1:41.254 | 25.931 | 34.675 | 40.648 |     |   |                 |               |               |               |

### 64 Alexander Graff (SWE) (Ford Mustang)

Theoretische Bestzeit: 1:40.945

| Lap | D | Time     | S1     | S2     | S3     | Lap | D | Time            | S1            | S2            | S3            |
|-----|---|----------|--------|--------|--------|-----|---|-----------------|---------------|---------------|---------------|
| 1   | 1 | 2:03.110 |        | 40.462 | 44.402 | 6   | 1 | 1:44.631        | 26.528        | 36.177        | 41.926        |
| 2   | 1 | 1:43.822 | 26.685 | 35.562 | 41.575 | 7   | 1 | <b>1:41.121</b> | 26.000        | <b>34.494</b> | <b>40.627</b> |
| 3   | 1 | 1:42.182 | 26.233 | 34.955 | 40.994 | 8   | 1 | 1:41.590        | <b>25.824</b> | 34.568        | 41.198        |
| 4   | 1 | 1:41.509 | 26.066 | 34.690 | 40.753 | 9   | 1 | 1:41.674        | 25.946        | 34.751        | 40.977        |
| 5   | 1 | 1:41.625 | 26.124 | 34.839 | 40.662 |     |   |                 |               |               |               |

### 65 Riccardo Romagnoli (ITA) (Chevrolet Camaro)

Theoretische Bestzeit: 1:43.065

| Lap | D | Time            | S1     | S2            | S3            | Lap | D | Time     | S1            | S2     | S3     |
|-----|---|-----------------|--------|---------------|---------------|-----|---|----------|---------------|--------|--------|
| 1   | 1 | 2:21.157        |        | 45.963        | 45.289        | 6   | 1 | 1:45.095 | 26.264        | 35.525 | 43.306 |
| 2   | 1 | 1:45.543        | 27.005 | 36.088        | 42.450        | 7   | 1 | 1:43.371 | <b>26.175</b> | 35.617 | 41.579 |
| 3   | 1 | 1:43.497        | 26.280 | 35.568        | 41.649        | 8   | 1 | 1:48.395 | 26.743        | 37.656 | 43.996 |
| 4   | 1 | <b>1:43.121</b> | 26.231 | <b>35.440</b> | <b>41.450</b> | 9   | 1 | 2:06.205 | 26.277        | 35.782 |        |
| 5   | 1 | 1:43.620        | 26.346 | 35.665        | 41.609        |     |   |          |               |        |        |

### 69 Sebastiaan Bleekemolen (NLD) (Ford Mustang)

Theoretische Bestzeit: 1:40.751

| Lap | D | Time     | S1     | S2     | S3            | Lap | D | Time            | S1            | S2            | S3     |
|-----|---|----------|--------|--------|---------------|-----|---|-----------------|---------------|---------------|--------|
| 1   | 1 | 3:42.632 |        | 40.885 | 46.591        | 4   | 1 | <b>1:40.901</b> | <b>25.958</b> | <b>34.428</b> | 40.515 |
| 2   | 1 | 1:44.358 | 26.510 | 35.417 | 42.431        | 5   | 1 | 2:24.008        | 34.782        | 41.681        |        |
| 3   | 1 | 1:40.994 | 26.101 | 34.528 | <b>40.365</b> |     |   |                 |               |               |        |

### 88 Massimiliano Lanza (ITA) (Chevrolet Camaro)

Theoretische Bestzeit: 1:42.538

| Lap | D | Time            | S1            | S2            | S3            | Lap | D | Time     | S1       | S2     | S3     |
|-----|---|-----------------|---------------|---------------|---------------|-----|---|----------|----------|--------|--------|
| 1   | 1 | 2:18.076        |               | 46.741        | 43.787        | 5   | 1 | 2:03.338 | 26.168   | 35.295 |        |
| 2   | 1 | 1:44.231        | 26.901        | 35.713        | 41.617        | 6   | 1 | 3:52.008 | 2:34.112 | 36.501 | 41.395 |
| 3   | 1 | <b>1:42.744</b> | 26.310        | <b>35.207</b> | <b>41.227</b> | 7   | 1 | 1:43.152 | 26.171   | 35.406 | 41.575 |
| 4   | 1 | 1:43.361        | <b>26.104</b> | 35.849        | 41.408        |     |   |          |          |        |        |

### 89 Davide Dallara (ITA) (Chevrolet Camaro)

Theoretische Bestzeit: 1:47.939

| Lap | D | Time            | S1 | S2     | S3            | Lap | D | Time     | S1            | S2            | S3 |
|-----|---|-----------------|----|--------|---------------|-----|---|----------|---------------|---------------|----|
| 1   | 1 | <b>2:01.607</b> |    | 40.825 | <b>44.929</b> | 2   | 1 | 2:12.739 | <b>27.297</b> | <b>35.713</b> |    |

### 94 Yann Zimmer (CHE) (Chevrolet Camaro)

Theoretische Bestzeit: 1:42.102

| Lap | D | Time     | S1     | S2     | S3            | Lap | D | Time            | S1            | S2            | S3     |
|-----|---|----------|--------|--------|---------------|-----|---|-----------------|---------------|---------------|--------|
| 1   | 1 | 3:36.967 |        | 45.609 | 48.088        | 5   | 1 | 1:44.161        | 26.645        | 35.285        | 42.231 |
| 2   | 1 | 1:47.749 | 28.095 | 37.872 | 41.782        | 6   | 1 | <b>1:42.301</b> | 26.115        | <b>35.190</b> | 40.996 |
| 3   | 1 | 1:42.625 | 26.466 | 35.269 | <b>40.890</b> | 7   | 1 | 1:43.547        | <b>26.022</b> | 35.217        | 42.308 |
| 4   | 1 | 1:46.683 | 28.021 | 37.462 | 41.200        | 8   | 1 | 1:42.837        | 26.279        | 35.271        | 41.287 |