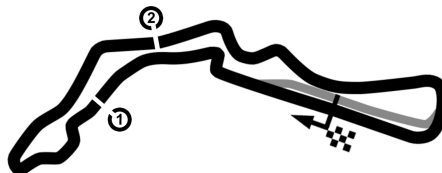


CZECH TRUCK PRIX 2022

Autodrom Most, length 4212 m

02.-04. September 2022

Nascar Whelen Euro Series Pro



Lap Analysis free practice 2, 02.09.2022

-Reg.No.: 001aZAO220815

1 Thomas Krasonis (GRC) (Ford Mustang)

Theoretische Bestzeit: 1:44.205

Lap	D	Time	S1	S2	S3	Lap	D	Time	S1	S2	S3
1	1	2:29.081		49.855	55.256	6	1	1:51.137	27.908	39.282	43.947
2	1	1:47.725	27.752	37.390	42.583	7	1	1:50.052	31.076	36.858	42.118
3	1	2:07.357	26.900	35.730	1:04.727	8	1	1:45.582	27.443	35.508	42.631
4	1	1:44.398	26.579	35.664	42.155	9	1	2:18.784	26.960	35.750	
5	1	1:51.378	30.688	36.187	44.503						

2 Federico Monti (ITA) (Ford Mustang)

Theoretische Bestzeit: 1:44.563

Lap	D	Time	S1	S2	S3	Lap	D	Time	S1	S2	S3
1	1	2:35.017		42.340	49.823	7	1	1:47.289	26.501	36.965	43.823
2	1	1:53.491	28.999	38.200	46.292	8	1	1:49.277	27.197	36.018	46.062
3	1	2:05.121	27.922	50.576	46.623	9	1	2:39.791	29.555	46.324	
4	1	1:47.077	26.897	36.713	43.467	10	1	12:00.279	10:38	38.360	43.916
5	1	1:46.989	27.075	37.066	42.848	11	1	2:16.193	30.207	40.873	
6	1	1:45.101	26.237	36.556	42.308						

3 Frederic Gabillon (FRA) (Chevrolet Camaro)

Theoretische Bestzeit: 1:41.699

Lap	D	Time	S1	S2	S3	Lap	D	Time	S1	S2	S3
1	1	2:22.082		41.039	46.110	7	1	6:26.110	4:16.199	44.797	
2	1	1:46.094	28.142	36.211	41.741	8	1	11:17.643	9:59.626	36.087	41.930
3	1	2:09.978	26.717	41.642	1:01.619	9	1	1:42.627	26.393	34.986	41.248
4	1	1:42.997	26.344	35.154	41.499	10	1	1:41.921	26.169	34.812	40.940
5	1	1:42.684	26.440	35.120	41.124	11	1	1:43.157	26.470	34.953	41.734
6	1	2:01.631	25.947	34.993							

5 Patrick Lemarie (FRA) (EuroNASCAR FJ)

Theoretische Bestzeit: 1:40.923

Lap	D	Time	S1	S2	S3	Lap	D	Time	S1	S2	S3
1	1	4:34.298		43.073	44.233	6	1	2:27.361	26.215	36.265	
2	1	2:29.101	29.074	56.876		7	1	11:49.664	10:27	37.294	44.780
3	1	5:11.043	3:39.632	44.817	46.594	8	1	1:41.288	26.008	34.661	40.619
4	1	1:42.788	26.913	35.188	40.687	9	1	1:41.119	25.720	34.857	40.542
5	1	1:41.955	25.880	34.950	41.125	10	1	1:42.433	26.215	35.140	41.078

7 Martin Doubek (CZE) (Ford Mustang)

Theoretische Bestzeit: 1:40.736

Lap	D	Time	S1	S2	S3	Lap	D	Time	S1	S2	S3
1	1	2:22.382		38.128	44.747	7	1	1:41.483	26.258	34.548	40.677
2	1	1:45.041	27.349	35.836	41.856	8	1	2:13.675	26.019	34.521	
3	1	2:16.347	26.227	34.824		9	1	11:58.626	10:39	37.073	42.307
4	1	3:49.256	2:26.073	39.505	43.678	10	1	1:40.982	25.921	34.530	40.531
5	1	1:43.644	26.618	35.398	41.628	11	1	1:40.880	25.894	34.383	40.603
6	1	1:43.103	26.226	34.760	42.117	12	1	1:40.907	25.847	34.358	40.702

8 Dario Caso (ITA) (Chevrolet Camaro)

Theoretische Bestzeit: 1:43.486

Lap	D	Time	S1	S2	S3	Lap	D	Time	S1	S2	S3
1	1	3:04.312		41.171	45.453	8	1	2:10.759	46.567	41.573	42.619
2	1	1:46.542	27.771	36.617	42.154	9	1	2:45.003	35.229	48.474	
3	1	2:20.106	34.692	54.572	50.842	10	1	10:57.042	9:36.643	38.663	41.736
4	1	1:45.646	27.254	36.670	41.722	11	1	1:44.078	26.868	35.601	41.609
5	1	1:44.895	26.900	35.492	42.503	12	1	1:45.230	27.814	35.796	41.620
6	1	1:48.116	28.111	37.757	42.248	13	1	1:46.752	26.385	38.689	41.678
7	1	1:43.849	26.436	35.566	41.847						

14 Marc Goossens (BEL) (Chevrolet Camaro)

Theoretische Bestzeit: 1:41.250

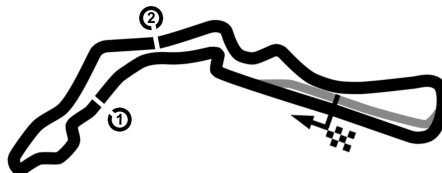
Lap	D	Time	S1	S2	S3	Lap	D	Time	S1	S2	S3
1	1	2:22.683		46.830	54.066	7	1	1:41.907	25.991	34.817	41.099
2	1	2:09.114	34.829	43.628	50.657	8	1	1:57.651	25.927	34.780	
3	1	2:16.545	43.486	49.844	43.215	9	1	14:12.894	12:51	39.581	41.724
4	1	1:45.071	27.659	35.662	41.750	10	1	1:41.379	25.858	34.773	40.748
5	1	1:55.304	32.399	40.576	42.329	11	1	1:42.902	25.729	34.881	42.292
6	1	1:42.167	25.989	35.052	41.126	12	1	1:51.938	29.524	39.206	43.208

CZECH TRUCK PRIX 2022

Autodrom Most, length 4212 m

02.-04. September 2022

Nascar Whelen Euro Series Pro



Lap Analysis free practice 2, 02.09.2022

-Reg.No.: 001aZAO220815

16 Claudio Remigio Cappelli (ITA) (Ford Mustang)						Theoretische Bestzeit: 1:42.572					
Lap	D	Time	S1	S2	S3	Lap	D	Time	S1	S2	S3
1	1	2:14.686		42.309	43.993	7	1	1:44.260	26.530	35.070	42.660
2	1	1:45.738	27.043	36.412	42.283	8	1	6:33.960	30.429	35.663	
3	1	2:03.463	26.564	35.380	1:01.519	9	1	8:46.442	7:28.190	36.436	41.816
4	1	1:46.362	28.612	36.357	41.393	10	1	1:43.490	26.643	35.452	41.395
5	1	1:58.906	26.512	35.221		11	1	1:45.270	26.118	37.768	41.384
6	1	2:53.040	1:35.629	35.743	41.668	12	1	1:44.119	26.382	36.010	41.727

18 Giorgio Maggi (CHE) (Toyota Camry)						Theoretische Bestzeit: 1:41.042					
Lap	D	Time	S1	S2	S3	Lap	D	Time	S1	S2	S3
1	1	2:13.075		42.507	43.406	7	1	4:09.142	2:48.687	39.602	40.853
2	1	1:42.462	26.634	34.896	40.932	8	1	2:16.497	26.199	34.712	
3	1	2:04.929	26.131	34.941	1:03.857	9	1	12:01.978	10:43	37.468	40.838
4	1	1:41.822	26.501	34.754	40.567	10	1	1:41.655	26.294	34.827	40.534
5	1	1:42.816	25.992	36.076	40.748	11	1	1:41.987	25.853	35.280	40.854
6	1	1:57.543	26.175	37.240		12	1	1:41.611	25.830	34.678	41.103

23 Henri Tuomaala (FIN) (Chevrolet Camaro)						Theoretische Bestzeit: 1:41.880					
Lap	D	Time	S1	S2	S3	Lap	D	Time	S1	S2	S3
1	1	2:34.967		39.572	46.551	7	1	1:42.665	26.290	35.100	41.275
2	1	1:48.123	28.346	37.400	42.377	8	1	2:06.278	27.139	35.137	
3	1	2:05.586	26.238	51.190	48.158	9	1	14:16.999	12:58	36.470	42.293
4	1	1:43.980	27.210	35.386	41.384	10	1	1:42.301	26.093	34.921	41.287
5	1	1:42.075	26.006	35.034	41.035	11	1	1:42.783	26.168	35.083	41.532
6	1	1:42.872	25.988	34.894	41.990	12	1	1:44.726	25.951	35.100	43.675

24 Alon Day (ISR) (Chevrolet Camaro)						Theoretische Bestzeit: 1:40.523					
Lap	D	Time	S1	S2	S3	Lap	D	Time	S1	S2	S3
1	1	3:06.190		49.168	52.849	7	1	2:38.123	25.966	44.536	
2	1	2:09.049	33.016	41.527	54.506	8	1	11:01.335	9:39.877	35.302	46.156
3	1	2:18.751	46.992	41.634	50.125	9	1	1:40.523	25.781	34.255	40.487
4	1	1:48.285	27.468	37.561	43.256	10	1	1:48.523	26.317	38.296	43.910
5	1	2:20.992	34.329	41.052		11	1	1:40.873	25.792	34.493	40.588
6	1	4:15.680	2:59.503	35.480	40.697						

25 Nicolo Gabossi (ITA) (Ford Mustang)						Theoretische Bestzeit: 1:52.787					
Lap	D	Time	S1	S2	S3	Lap	D	Time	S1	S2	S3
1	1	2:47.303		45.035	48.769	5	1	1:54.315	28.782	39.456	46.077
2	1	1:56.151	30.165	40.044	45.942	6	1	2:00.655	31.276	40.074	49.305
3	1	2:22.868	38.819	53.458	50.591	7	1	1:52.787	28.215	38.861	45.711
4	1	1:56.674	28.774	40.740	47.160	8	1	2:15.815	28.472	38.974	

29 Aliyyah Koloc (UAE) (Ford Mustang)						Theoretische Bestzeit: 1:42.143					
Lap	D	Time	S1	S2	S3	Lap	D	Time	S1	S2	S3
1	1	2:24.901		41.281	45.602	6	1	1:42.306	26.208	34.877	41.221
2	1	1:45.033	27.709	35.868	41.456	7	1	1:55.379	26.506	39.408	49.465
3	1	2:09.513	27.029	40.857	1:01.627	8	1	1:43.175	26.385	34.732	42.058
4	1	1:42.943	26.396	35.120	41.427	9	1	2:07.991	26.437	34.714	
5	1	1:43.245	26.976	35.048	41.221						


33 Cosimo Barberini (ITA) (Ford Mustang)						Theoretische Bestzeit: 1:43.280					
Lap	D	Time	S1	S2	S3	Lap	D	Time	S1	S2	S3
1	1	2:47.494		44.293	47.809	8	1	1:48.231	26.362	35.456	46.413
2	1	1:46.455	27.267	36.744	42.444	9	1	2:53.474	26.639	48.073	
3	1	2:16.656	43.706	50.906	42.044	10	1	11:23.943	10:04	37.107	42.472
4	1	1:44.224	26.641	35.702	41.881	11	1	1:43.875	26.577	35.736	41.562
5	1	1:44.000	26.467	35.709	41.824	12	1	1:44.182	26.357	35.556	42.269
6	1	1:43.370	26.356	35.546	41.468	13	1	1:44.094	26.658	35.738	41.698
7	1	1:51.311	26.499	38.362	46.450						

CZECH TRUCK PRIX 2022

Autodrom Most, length 4212 m

02.-04. September 2022

Nascar Whelen Euro Series Pro



Lap Analysis free practice 2, 02.09.2022

-Reg.No.: 001aZAO220815

36 Vittorio Ghirelli (ITA) (Ford Mustang)

Theoretische Bestzeit: 1:43.024

Lap	D	Time	S1	S2	S3	Lap	D	Time	S1	S2	S3
1	1	2:13.040		43.260	45.913	7	1	6:58.893	4:45.914	45.287	
2	1	1:48.414	27.750	37.038	43.626	8	1	11:35.779	10:15	37.874	42.169
3	1	2:07.910	27.179	36.808	1:03.923	9	1	1:43.660	26.964	35.499	41.197
4	1	1:45.759	27.663	35.934	42.162	10	1	1:43.767	26.328	35.594	41.845
5	1	1:43.889	26.819	35.506	41.564	11	1	2:11.077	27.483	40.166	
6	1	2:01.636	26.722	35.694							

44 Jonne Rautjarvi (FIN) (Chevrolet Camaro)

Theoretische Bestzeit: 1:42.757

Lap	D	Time	S1	S2	S3	Lap	D	Time	S1	S2	S3
1	1	2:22.743		38.660	45.589	7	1	1:43.662	26.483	35.487	41.692
2	1	1:46.651	28.017	36.886	41.748	8	1	2:04.161	27.364	37.254	
3	1	2:06.944	26.923	37.013	1:03.008	9	1	14:24.895	13:05	37.224	42.045
4	1	1:45.777	26.959	36.202	42.616	10	1	1:43.574	26.370	35.508	41.696
5	1	1:45.075	28.107	35.675	41.293	11	1	1:43.686	26.298	35.365	42.023
6	1	1:45.006	27.016	35.965	42.025	12	1	1:43.200	26.099	35.506	41.595

46 Romain Iannetta (FRA) (Chevrolet Camaro)

Theoretische Bestzeit: 1:41.450

Lap	D	Time	S1	S2	S3	Lap	D	Time	S1	S2	S3
1	1	9:32.582		46.024	56.056	6	1	2:39.650	30.313	48.080	
2	1	1:50.352	28.937	37.929	43.486	7	1	10:41.401	9:22.293	36.792	42.316
3	1	1:43.568	26.552	35.435	41.581	8	1	1:41.818	26.145	34.718	40.955
4	1	1:42.696	26.208	34.971	41.517	9	1	1:41.846	25.777	34.958	41.111
5	1	1:42.110	26.092	34.771		10	1	2:11.225	26.264	40.379	

47 Leonardo Colavita (ITA) (Chevrolet Camaro)

Theoretische Bestzeit: 1:43.522

Lap	D	Time	S1	S2	S3	Lap	D	Time	S1	S2	S3
1	1	9:23.218		37.257	42.280	4	1	1:43.915	26.886	35.499	41.530
2	1	1:46.149	27.116	35.659	43.374	5	1	1:45.734	26.497	36.424	42.813
3	1	1:44.127	26.699	35.495	41.933	6	1	2:41.309	34.984	47.595	

48 Yevgen Sokolovskiy (UKR) (Chevrolet Camaro)

Theoretische Bestzeit: 1:42.977

Lap	D	Time	S1	S2	S3	Lap	D	Time	S1	S2	S3
1	1	2:53.779		45.620	48.179	7	1	1:43.785	26.372	35.806	41.607
2	1	1:49.848	28.193	37.821	43.834	8	1	2:03.749	26.642	36.798	
3	1	2:10.387	37.082	50.552	42.753	9	1	13:47.698	12:27	37.944	42.537
4	1	1:43.857	26.468	35.915	41.474	10	1	1:46.888	26.098	39.283	41.507
5	1	1:43.955	26.372	35.805	41.778	11	1	1:43.380	26.240	35.648	41.492
6	1	1:43.513	26.242	35.929	41.342	12	1	1:43.724	26.520	35.973	41.231

50 Liam Hezemans (NLD) (Ford Mustang)

Theoretische Bestzeit: 1:41.825

Lap	D	Time	S1	S2	S3	Lap	D	Time	S1	S2	S3
1	1	1:51.103		36.300	41.159	5	1	1:43.250	26.223	36.081	40.946
2	1	1:43.262	26.521	35.481	41.260	6	1	2:00.464	26.210	34.712	
3	1	1:55.126	26.167	35.353	53.606	7	1	4:04.671	2:46.120	37.010	41.541
4	1	1:58.869	39.898	36.338	42.633						

54 Gianmarco Ercoli (ITA) (Chevrolet Camaro)

Theoretische Bestzeit: 1:40.764

Lap	D	Time	S1	S2	S3	Lap	D	Time	S1	S2	S3
1	1	2:38.260		50.096	54.179	7	1	2:08.883	25.994	34.823	
2	1	1:46.146	27.538	36.652	41.956	8	1	12:21.229	11:04	36.242	40.779
3	1	2:24.037	26.277	54.388		9	1	1:41.303	25.837	34.855	40.611
4	1	4:59.516	3:38.281	38.682	42.553	10	1	1:40.881	25.632	34.521	40.728
5	1	1:42.336	26.352	34.947	41.037	11	1	1:41.938	26.035	35.250	40.653
6	1	1:42.482	26.221	34.878	41.383						

55 Fabrizio Armetta (ITA) (Chevrolet Camaro)

Theoretische Bestzeit: 1:43.989

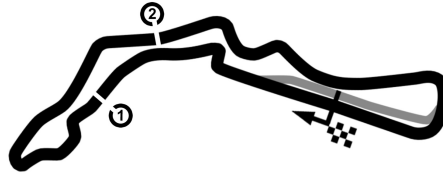
Lap	D	Time	S1	S2	S3	Lap	D	Time	S1	S2	S3
1	1	3:31.145		38.303	43.621	5	1	1:44.003	26.565	35.428	42.010
2	1	1:59.399	27.404	37.154	54.841	6	1	1:59.571	30.604	41.493	47.474

CZECH TRUCK PRIX 2022

Autodrom Most, length 4212 m

02.-04.September 2022

Nascar Whelen Euro Series Pro



Lap Analysis free practice 2, 02.09.2022

-Reg.No.: 001aZAO220815


Lap	D	Time	S1	S2	S3	Lap	D	Time	S1	S2	S3
3	1	2:21.191	42.665	37.528		7	1	2:10.359	26.551	35.454	
4	1	3:34.229	2:15.634	35.887	42.708						

CZECH TRUCK PRIX 2022

Autodrom Most, length 4212 m

02.-04. September 2022

Nascar Whelen Euro Series Pro



Lap Analysis free practice 2, 02.09.2022

-Reg.No.: 001aZAO220815

56 Nicolo Rocca (ITA) (Ford Mustang)

Theoretische Bestzeit: 1:40.616

Lap	D	Time	S1	S2	S3	Lap	D	Time	S1	S2	S3
1	1	2:11.761		43.181	44.367	7	1	1:41.258	26.006	34.501	40.751
2	1	1:42.809	26.451	35.237	41.121	8	1	1:56.739	25.979	35.216	
3	1	2:06.242	25.818	34.981	1:05.443	9	1	14:53.450	13:36	35.037	41.415
4	1	1:42.672	27.309	34.828	40.535	10	1	1:40.837	25.829	34.487	40.521
5	1	1:43.291	25.872	35.682	41.737	11	1	1:40.935	25.730	34.786	40.419
6	1	1:41.634	25.710	34.510	41.414	12	1	2:05.888	26.060	43.028	

64 Alexander Graff (SWE) (Ford Mustang)

Theoretische Bestzeit: 1:41.916

Lap	D	Time	S1	S2	S3	Lap	D	Time	S1	S2	S3
1	1	2:28.358		48.010	57.708	8	1	1:42.331	26.203	35.034	41.094
2	1	2:05.717	35.990	41.400	48.327	9	1	2:47.274	26.215	44.341	
3	1	2:35.030	44.602	54.867	55.561	10	1	11:31.996	10:13	37.139	41.166
4	1	1:45.109	26.899	36.892	41.318	11	1	1:42.140	26.218	34.792	41.130
5	1	1:42.772	26.426	35.404	40.942	12	1	1:42.321	26.188	35.034	41.099
6	1	1:42.722	26.182	35.227	41.313	13	1	1:42.736	26.527	34.954	41.255
7	1	1:42.985	26.403	35.177	41.405						

65 Riccardo Romagnoli (ITA) (Chevrolet Camaro)

Theoretische Bestzeit: 1:42.892

Lap	D	Time	S1	S2	S3	Lap	D	Time	S1	S2	S3
1	1	5:45.795		45.140	1:03.837	7	1	2:00.027	26.753	37.113	
2	1	1:53.960	34.073	37.237	42.650	8	1	13:20.944	11:58	37.117	44.880
3	1	1:44.335	26.726	35.963	41.646	9	1	1:43.523	26.126	35.887	41.510
4	1	1:44.202	26.684	35.785	41.733	10	1	1:43.624	26.492	35.473	41.659
5	1	1:44.786	26.777	35.361	42.648	11	1	1:43.288	26.319	35.492	41.477
6	1	1:43.157	26.391	35.319	41.447						

69 Sebastiaan Bleekemolen (NLD) (Ford Mustang)

Theoretische Bestzeit: 1:41.348

Lap	D	Time	S1	S2	S3	Lap	D	Time	S1	S2	S3
1	1	8:21.647		38.517	45.571	6	1	14:02.430	12:40	37.488	44.009
2	1	1:44.534	27.163	35.896	41.475	7	1	1:43.044	26.365	35.517	41.162
3	1	1:42.274	26.135	35.094	41.045	8	1	1:42.113	26.022	35.241	40.850
4	1	1:42.373	26.324	34.894	41.155	9	1	1:41.348	25.876	34.701	40.771
5	1	2:01.849	25.900	34.964							

88 Massimiliano Lanza (ITA) (Chevrolet Camaro)

Theoretische Bestzeit: 1:42.510

Lap	D	Time	S1	S2	S3	Lap	D	Time	S1	S2	S3
1	1	2:21.576		45.791	50.149	7	1	1:43.468	26.263	35.313	41.892
2	1	1:45.706	27.609	36.154	41.943	8	1	2:10.589	26.141	36.316	
3	1	2:21.735	27.278	35.651		9	1	13:18.038	12:00	35.314	41.892
4	1	2:59.736	1:39.070	39.103	41.563	10	1	1:42.877	26.099	35.411	41.367
5	1	1:43.266	26.154	35.444	41.668	11	1	1:43.133	26.392	35.098	41.643
6	1	1:44.076	26.191	35.605	42.280	12	1	2:34.672	26.045	1:05.319	

89 Davide Dallara (ITA) (Chevrolet Camaro)

Theoretische Bestzeit: 1:42.417

Lap	D	Time	S1	S2	S3	Lap	D	Time	S1	S2	S3
1	1	2:23.815		43.084	50.184	7	1	1:55.809	26.054	35.326	
2	1	1:49.485	30.426	37.008	42.051	8	1	3:37.270	1:56.184	35.995	
3	1	2:12.670	26.575	40.620	1:05.475	9	1	13:08.493	11:48	36.210	43.308
4	1	1:43.495	26.629	35.600	41.266	10	1	1:42.618	26.255	35.131	41.232
5	1	1:43.159	26.312	35.304	41.543	11	1	1:43.325	26.385	35.276	41.664
6	1	1:42.672	26.166	35.271	41.235	12	1	1:43.680	26.221	36.138	41.321

94 Yann Zimmer (CHE) (Chevrolet Camaro)

Theoretische Bestzeit: 1:42.040

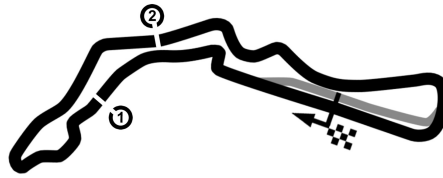
Lap	D	Time	S1	S2	S3	Lap	D	Time	S1	S2	S3
1	1	5:14.279		43.303	52.329	7	1	2:36.851	31.600	48.056	
2	1	2:17.339	49.280	41.949	46.110	8	1	11:15.376	9:56.235	36.095	43.046
3	1	1:42.961	26.093	35.643	41.225	9	1	1:48.019	26.090	35.079	46.850
4	1	1:43.657	26.115	35.157	42.385	10	1	1:43.359	26.563	35.304	41.492
5	1	2:00.469	28.570	35.219		11	1	1:42.476	25.860	35.515	41.101
6	1	3:37.388	2:19.638	35.393							

CZECH TRUCK PRIX 2022

Autodrom Most, length 4212 m

02.-04. September 2022

Nascar Whelen Euro Series Pro



Lap Analysis free practice 2, 02.09.2022

-Reg.No.: 001aZAO220815

Lap	D	Time	S1	S2	S3	Lap	D	Time	S1	S2	S3
-----	---	------	----	----	----	-----	---	------	----	----	----