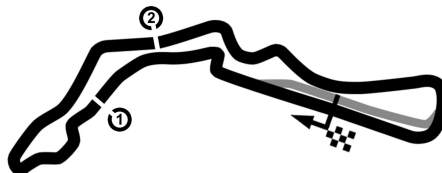


# CZECH TRUCK PRIX 2022

Autodrom Most, length 4212 m

02.-04. September 2022

Nascar Whelen Euro Series Club



## Lap Analysis Run 2, 02.09.2022

### 2 Federico Monti (ITA) (Ford Mustang)

Theoretische Bestzeit: 1:52.033

Lap	D	Time	S1	S2	S3	Lap	D	Time	S1	S2	S3
1	1	1:55.918	28.065	38.137	49.716	9	1	1:54.647	27.763	37.978	48.906
2	1	1:55.919	28.199	38.439	49.281	10	1	1:55.881	28.969	39.299	47.613
3	1	1:54.950	28.174	38.290	48.486	11	1	1:55.217	27.853	39.182	48.182
4	1	<b>1:53.589</b>	<b>27.608</b>	38.344	47.637	12	1	1:55.464	29.347	38.686	47.431
5	1	1:54.643	28.757	39.127	<b>46.759</b>	13	1	1:55.987	28.059	38.446	49.482
6	1	1:55.899	29.235	38.937	47.727	14	1	1:55.068	29.139	37.999	47.930
7	1	1:55.341	27.746	38.701	48.894	15	1	1:54.617	27.920	<b>37.666</b>	49.031
8	1	1:55.196	28.165	38.704	48.327						

### 3 Frederic Gabillon (FRA) (Chevrolet Camaro)

Theoretische Bestzeit: 1:42.227

Lap	D	Time	S1	S2	S3	Lap	D	Time	S1	S2	S3
1	1	1:45.887	27.399	36.192	42.296	8	1	1:56.055	26.346	36.132	53.577
2	1	1:45.720	26.652	37.795	41.273	9	1	<b>1:42.370</b>	26.372	<b>34.994</b>	<b>41.004</b>
3	1	1:42.535	<b>26.229</b>	35.082	41.224	10	1	1:55.528	27.793	44.040	43.695
4	1	1:46.880	26.304	36.208	44.368	11	1	1:45.898	26.368	37.867	41.663
5	1	1:43.503	26.535	35.345	41.623	12	1	2:28.313	41.148	49.717	57.448
6	1	2:04.065	26.701	36.466	41.623	13	1	1:42.682	26.355	35.108	41.219
7	1	5:18.407	4:01.701	35.429	41.277	14	1	2:27.971	32.728	45.973	

### 14 Arianna Casoli (ITA) (Chevrolet Camaro)

Theoretische Bestzeit: 1:49.278

Lap	D	Time	S1	S2	S3	Lap	D	Time	S1	S2	S3
1	1	1:57.332	28.469	40.823	48.040	7	1	1:52.854	27.537	38.220	47.097
2	1	1:54.488	28.597	38.986	46.905	8	1	1:51.375	27.659	37.983	45.733
3	1	1:52.725	27.642	38.858	46.225	9	1	2:21.694	27.794	41.509	
4	1	1:53.986	28.131	38.378	47.477	10	1	4:04.573	2:38.165	38.915	47.493
5	1	1:53.732	28.173	39.482	46.077	11	1	1:50.389	27.815	<b>37.547</b>	45.027
6	1	1:53.166	28.081	38.780	46.305	12	1	<b>1:49.553</b>	<b>26.812</b>	37.822	<b>44.919</b>

### 16 Claudio Remigio Cappelli (ITA) (Ford Mustang)

Theoretische Bestzeit: 1:43.714

Lap	D	Time	S1	S2	S3	Lap	D	Time	S1	S2	S3
1	1	1:54.408	30.029	39.536	44.843	8	1	1:44.917	26.909	35.866	42.142
2	1	1:50.096	29.102	37.748	43.246	9	1	1:44.109	26.776	35.727	<b>41.606</b>
3	1	1:47.115	27.063	36.536	43.516	10	1	<b>1:44.045</b>	26.660	<b>35.528</b>	41.857
4	1	1:59.796	26.794	36.458	42.584	11	1	1:47.023	<b>26.580</b>	38.190	42.253
5	1	4:11.180	2:51.292	37.304	42.584	12	1	1:45.375	26.742	35.936	42.697
6	1	1:45.980	26.940	36.669	42.371	13	1	2:26.362	30.831	49.822	
7	1	1:44.969	26.953	36.054	41.962						

### 24 Christian Malcharek (SLO) (Chevrolet Camaro)

Theoretische Bestzeit: 1:43.028

Lap	D	Time	S1	S2	S3	Lap	D	Time	S1	S2	S3
1	1	1:45.817	26.684	35.787	43.346	9	1	1:43.911	26.913	35.306	41.692
2	1	1:43.863	26.564	35.494	41.805	10	1	1:45.626	26.290	37.599	41.737
3	1	1:44.700	26.692	36.341	41.667	11	1	1:44.109	26.327	35.720	42.062
4	1	<b>1:43.134</b>	26.368	<b>35.139</b>	<b>41.627</b>	12	1	1:46.130	<b>26.262</b>	36.336	43.532
5	1	1:44.633	26.413	35.954	42.266	13	1	1:44.695	26.837	35.754	42.104
6	1	2:01.785	26.652	37.474	41.900	14	1	1:47.235	26.367	35.535	45.333
7	1	4:14.051	2:55.678	36.473	41.900	15	1	1:43.678	26.449	35.493	41.736
8	1	1:46.787	27.057	37.066	42.664						

### 25 Julian Vanheelen (AUT) (Ford Mustang)

Theoretische Bestzeit: 1:51.659

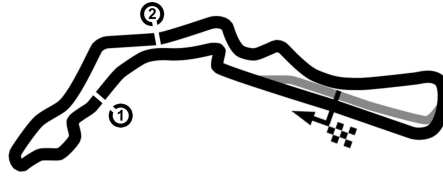
Lap	D	Time	S1	S2	S3	Lap	D	Time	S1	S2	S3
1	1	1:55.144	29.130	39.601	46.413	9	1	1:58.734	29.106	41.593	48.035
2	1	1:57.097	30.343	39.638	47.116	10	1	1:54.776	29.123	39.216	46.437
3	1	1:53.814	30.219	<b>38.235</b>	45.360	11	1	1:55.327	28.837	39.062	47.428
4	1	1:56.000	28.485	39.777	47.738	12	1	<b>1:53.793</b>	<b>28.148</b>	40.369	<b>45.276</b>
5	1	1:56.449	28.620	40.355	47.474	13	1	1:56.054	29.302	40.029	46.723
6	1	1:56.768	29.341	40.034	47.393	14	1	2:01.869	29.850	38.535	53.484
7	1	1:55.719	28.671	39.962	47.086	15	1	1:57.111	30.632	39.746	46.733
8	1	1:55.744	29.011	39.899	46.834						

# CZECH TRUCK PRIX 2022

Autodrom Most, length 4212 m

02.-04.September 2022

Nascar Whelen Euro Series Club



## Lap Analysis Run 2, 02.09.2022

40 Neo Lambert (FRA) (Ford Mustang)

Theoretische Bestzeit: 1:48.383

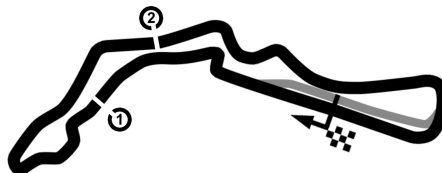
Lap	D	Time	S1	S2	S3	Lap	D	Time	S1	S2	S3
1	1	7:05.498		37.684	<b>43.849</b>	3	1	1:58.481	<b>27.607</b>	<b>36.927</b>	
2	1	<b>1:53.194</b>	28.732	40.107	44.355						

# CZECH TRUCK PRIX 2022

Autodrom Most, length 4212 m

02.-04. September 2022

Nascar Whelen Euro Series Club



## Lap Analysis Run 2, 02.09.2022

### 44 Jonne Rautjarvi (FIN) (Chevrolet Camaro)

Theoretische Bestzeit: 1:43.831

Lap	D	Time	S1	S2	S3	Lap	D	Time	S1	S2	S3
1	1	1:53.543	30.109	39.426	44.008	8	1	4:40.511	3:20.813	36.442	43.256
2	1	1:46.984	27.787	36.678	42.519	9	1	1:44.914	27.148	35.882	<b>41.884</b>
3	1	1:46.586	27.436	36.710	42.440	10	1	1:44.958	26.919	35.863	42.176
4	1	1:45.691	27.105	35.836	42.750	11	1	<b>1:44.572</b>	26.715	<b>35.499</b>	42.358
5	1	1:44.680	27.030	35.723	41.927	12	1	1:45.647	<b>26.448</b>	35.964	43.235
6	1	1:45.210	26.893	36.053	42.264	13	1	2:02.158	26.828	35.589	
7	1	2:05.638	27.054	36.476							

### 46 Andreas Kuchelbacher (AUT) (Chevrolet Camaro)

Theoretische Bestzeit: 1:53.144

Lap	D	Time	S1	S2	S3	Lap	D	Time	S1	S2	S3
1	1	1:59.370	30.522	41.746	47.102	9	1	1:55.152	28.753	39.913	46.486
2	1	1:57.146	29.557	40.860	46.729	10	1	1:55.244	29.395	39.397	46.452
3	1	1:55.216	28.686	39.987	46.543	11	1	1:55.237	29.048	40.564	<b>45.625</b>
4	1	1:55.530	29.206	39.894	46.430	12	1	1:56.856	28.929	40.049	47.878
5	1	1:55.158	<b>28.485</b>	39.507	47.166	13	1	2:09.576	30.549	41.135	57.892
6	1	1:56.563	28.865	<b>39.034</b>	48.664	14	1	<b>1:54.952</b>	29.267	39.625	46.060
7	1	1:54.971	28.593	39.958	46.420	15	1	1:55.106	29.154	39.645	46.307
8	1	1:54.993	28.540	39.419	47.034						

### 47 Leonardo Colavita (ITA) (Chevrolet Camaro)

Theoretische Bestzeit: 1:44.491

Lap	D	Time	S1	S2	S3	Lap	D	Time	S1	S2	S3
1	1	1:47.729	27.371	37.340	43.018	6	1	12:16.941			
2	1	1:46.151	26.860	37.170	<b>42.121</b>	7	1	1:45.211			
3	1	1:49.958	<b>26.625</b>	<b>35.745</b>	47.588	8	1	1:43.936			
4	1	1:45.779	28.203		1:17.576	9	1	1:43.729			
5	1	2:04.913				10	1	<b>1:43.557</b>			

### 48 Gordon Barnes (GBR) (Chevrolet Camaro)

Theoretische Bestzeit: 1:49.017

Lap	D	Time	S1	S2	S3	Lap	D	Time	S1	S2	S3
1	1	1:54.531	28.904	39.526	46.101	3	1	1:53.174	27.936	39.376	45.862
2	1	1:49.970	27.769	<b>37.802</b>	44.399	4	1	<b>1:49.541</b>	<b>27.640</b>	38.326	<b>43.575</b>

### 54 Luli Del Castello (ITA) (Chevrolet Camaro)

Theoretische Bestzeit: 1:48.910

Lap	D	Time	S1	S2	S3	Lap	D	Time	S1	S2	S3
1	1	2:06.136	32.367	44.875	48.894	6	1	3:58.775	2:32.134	41.178	45.463
2	1	1:55.698	29.343	40.989	45.366	7	1	<b>1:49.637</b>	27.771	38.899	<b>42.967</b>
3	1	1:50.529	<b>27.398</b>	39.420	43.711	8	1	1:49.845	27.764	38.693	43.388
4	1	1:51.140	27.603	39.050	44.487	9	1	1:51.196	28.253	38.676	44.267
5	1	2:13.379	27.814	<b>38.545</b>		10	1	2:41.343	29.153	49.133	

### 55 Fabrizio Armetta (ITA) (Chevrolet Camaro)

Theoretische Bestzeit: 1:43.521

Lap	D	Time	S1	S2	S3	Lap	D	Time	S1	S2	S3
1	1	2:02.658	26.634	45.812	50.212	7	1	1:45.398	26.515	35.712	43.171
2	1	1:46.999	26.510	38.517	41.972	8	1	1:45.856	26.997	35.637	43.222
3	1	<b>1:43.764</b>	26.465	35.613	<b>41.686</b>	9	1	1:43.905	26.499	<b>35.554</b>	41.852
4	1	1:49.557	<b>26.281</b>	38.311	44.965	10	1	2:19.521	28.526	44.451	
5	1	1:44.979	26.431	35.963	42.585	11	1	6:26.319	5:03.688	35.988	46.643
6	1	2:06.759	35.428	46.966	44.365	12	1	1:44.078	26.464	35.586	42.028

### 64 Eric Quintal (FRA) (Ford Mustang)

Theoretische Bestzeit: 1:48.751

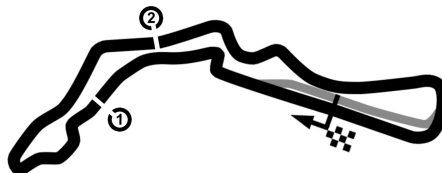
Lap	D	Time	S1	S2	S3	Lap	D	Time	S1	S2	S3
1	1	2:07.162	32.332	47.479	47.351	9	1	1:52.022	28.060	38.910	45.052
2	1	1:58.049	29.155	42.758	46.136	10	1	1:50.572	28.001	38.142	44.429
3	1	1:54.598	28.694	39.828	46.076	11	1	1:50.399	27.784	37.630	44.985
4	1	1:51.042	28.563	38.030	44.449	12	1	1:50.079	27.735	37.823	44.521
5	1	1:50.632	27.935	37.959	44.738	13	1	1:49.617	<b>27.396</b>	37.873	44.348
6	1	1:50.940	28.386	38.400	44.154	14	1	<b>1:49.063</b>	27.708	<b>37.361</b>	<b>43.994</b>
7	1	1:51.169	27.553	38.353	45.263	15	1	1:50.705	28.298	38.330	44.077
8	1	1:50.662	28.067	37.900	44.695						

# CZECH TRUCK PRIX 2022

Autodrom Most, length 4212 m

02.-04. September 2022

Nascar Whelen Euro Series Club



## Lap Analysis Run 2, 02.09.2022

### 65 Ricardo Romagnoli (ITA) (Chevrolet Camaro)

Theoretische Bestzeit: 1:44.576

Lap	D	Time	S1	S2	S3	Lap	D	Time	S1	S2	S3
1	1	1:49.226	27.520	37.696	44.010	9	1	1:47.828	29.212	36.172	42.444
2	1	1:48.297	27.339	37.013	43.945	10	1	1:45.742	26.747	<b>35.829</b>	43.166
3	1	1:46.680	26.837	36.686	43.157	11	1	1:45.772	26.970	36.035	42.767
4	1	1:45.791	26.637	36.332	42.822	12	1	1:46.092	<b>26.455</b>	36.758	42.879
5	1	1:47.766	26.788	36.858	44.120	13	1	1:59.142	26.887	43.403	48.852
6	1	1:48.365	26.783	36.570	45.012	14	1	1:45.019	26.683	35.947	42.389
7	1	1:47.674	26.969	36.519	44.186	15	1	1:45.712	26.488	36.254	42.970
8	1	1:46.215	26.834	36.527	42.854	16	1	<b>1:44.855</b>	26.705	35.858	<b>42.292</b>

### 69 Michael Bleekemolen (FRA) (Ford Mustang)

Theoretische Bestzeit: 1:42.428

Lap	D	Time	S1	S2	S3	Lap	D	Time	S1	S2	S3
1	1	2:00.815	27.014	46.786	47.015	6	1	1:44.167	26.438	35.277	42.452
2	1	1:44.839	26.716	36.170	41.953	7	1	1:44.023	26.262	35.264	42.497
3	1	1:44.540	26.708	35.849	41.983	8	1	1:43.348	<b>26.112</b>	35.738	41.498
4	1	2:17.399	26.628	44.955		9	1	1:44.273	26.278	35.374	42.621
5	1	11:13.919	9:55.038	37.006	41.875	10	1	<b>1:42.488</b>	26.172	<b>34.976</b>	<b>41.340</b>

### 88 Alberto Naska (ITA) (Chevrolet Camaro)

Theoretische Bestzeit: 1:41.714

Lap	D	Time	S1	S2	S3	Lap	D	Time	S1	S2	S3
1	1	1:51.185	26.927	38.287	45.971	7	1	1:42.555	26.329	35.051	41.175
2	1	1:48.791	27.561	36.252	44.978	8	1	1:46.122	27.137	36.607	42.378
3	1	1:44.219	26.402	35.711	42.106	9	1	<b>1:42.316</b>	26.239	35.177	<b>40.900</b>
4	1	1:42.783	26.515	35.141	41.127	10	1	1:44.536	26.190	34.925	43.421
5	1	2:08.995	33.572	36.921		11	1	1:45.062	<b>26.004</b>	<b>34.810</b>	44.248
6	1	5:35.427	4:13.169	35.769	46.489	12	1	2:15.213	32.688	39.634	

### 89 Davide Dallara (ITA) (Chevrolet Camaro)

Theoretische Bestzeit: 1:44.020

Lap	D	Time	S1	S2	S3	Lap	D	Time	S1	S2	S3
1	1	2:23.747		39.197	43.907	8	1	1:45.051	27.008	36.022	42.021
2	1	1:46.541	27.681	36.397	42.463	9	1	1:44.936	27.099	35.675	42.162
3	1	1:48.754	27.563	38.717	42.474	10	1	1:44.347	26.809	35.741	<b>41.797</b>
4	1	1:45.567	26.908	36.171	42.488	11	1	1:44.392	26.673	35.706	42.013
5	1	1:45.487	26.810	36.266	42.411	12	1	<b>1:44.094</b>	<b>26.631</b>	<b>35.592</b>	41.871
6	1	2:03.155	27.456	37.013		13	1	2:07.207	28.425	39.362	
7	1	6:19.716	5:00.312	36.918	42.486						

### 94 Alina Loibnegger (CHE) (Chevrolet Camaro)

Theoretische Bestzeit: 1:46.911

Lap	D	Time	S1	S2	S3	Lap	D	Time	S1	S2	S3
1	1	1:52.706	27.916	39.917	44.873	6	1	2:38.990	38.087	47.576	
2	1	1:49.879	27.941	38.689	43.249	7	1	7:18.732	5:43.311	46.797	48.624
3	1	1:49.169	27.257	38.520	43.392	8	1	1:50.861	28.694	38.452	43.715
4	1	<b>1:47.635</b>	27.334	37.517	<b>42.784</b>	9	1	1:48.052	27.479	37.626	42.947
5	1	1:49.437	27.660	37.737	44.040	10	1	1:48.949	<b>27.086</b>	<b>37.041</b>	44.822