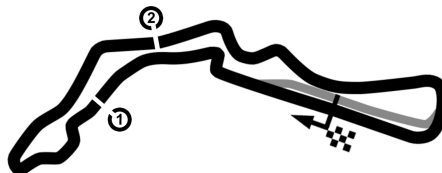


CZECH TRUCK PRIX 2022

Autodrom Most, length 4212 m

02.-04. September 2022

Nascar Whelen Euro Series Club



Lap Analysis Run 1, 02.09.2022

2 Federico Monti (ITA) (Ford Mustang)

Theoretische Bestzeit: 1:58.803

Lap	D	Time	S1	S2	S3	Lap	D	Time	S1	S2	S3
1	1	2:37.357	39.415	55.122	1:02.820	5	1	2:04.077	30.565	41.657	51.855
2	1	2:32.293	38.985	51.832	1:01.476	6	1	2:01.401	32.611	40.984	47.806
3	1	2:26.952	39.620	50.740	56.592	7	1	2:19.397	32.583	40.432	
4	1	2:05.802	32.307	43.987	49.508						

3 Ulysse Delsaux (FRA) (Chevrolet Camaro)

Theoretische Bestzeit: 1:42.099

Lap	D	Time	S1	S2	S3	Lap	D	Time	S1	S2	S3
1	1	1:52.961	29.306	39.124	44.531	8	1	1:43.012	26.526	35.310	41.176
2	1	1:49.340	27.596	37.437	44.307	9	1	1:43.346	26.465	35.173	41.708
3	1	1:49.074	28.870	37.104	43.100	10	1	2:16.885	31.029	38.855	
4	1	1:48.200	27.461	37.500	43.239	11	1	3:20.307	2:02.973	35.793	41.541
5	1	1:47.514	27.113	36.505	43.896	12	1	1:42.715	26.437	34.957	41.321
6	1	2:03.244	28.807	37.331		13	1	1:42.208	26.219	35.066	40.923
7	1	6:23.820	5:05.001	36.183	42.636						

14 Arianna Casoli (ITA) (Chevrolet Camaro)

Theoretische Bestzeit: 1:52.714

Lap	D	Time	S1	S2	S3	Lap	D	Time	S1	S2	S3
1	1	3:33.446		48.023	54.064	8	1	1:56.300	27.966	40.386	47.948
2	1	2:11.362	33.945	44.506	52.911	9	1	1:54.179	27.918	39.451	46.810
3	1	2:06.256	30.956	42.692	52.608	10	1	2:34.188	28.453	46.838	
4	1	2:04.156	29.297	42.399	52.460	11	1	3:43.472	2:13.846	40.483	49.143
5	1	1:58.427	28.870	41.255	48.302	12	1	1:56.240	30.205	39.905	46.130
6	1	1:59.964	30.003	41.441	48.520	13	1	1:52.714	27.543	39.092	46.079
7	1	2:00.235	32.618	39.880	47.737						

24 Christian Malcharek (SLO) (Chevrolet Camaro)

Theoretische Bestzeit: 1:42.511

Lap	D	Time	S1	S2	S3	Lap	D	Time	S1	S2	S3
1	1	1:53.328	29.648	40.401	43.279	7	1	1:45.979	26.935	35.645	43.399
2	1	1:46.051	26.664	36.502	42.885	8	1	1:42.841	26.289	35.242	41.310
3	1	1:45.096	26.894	36.051	42.151	9	1	1:42.629	26.001	35.200	41.428
4	1	1:44.214	26.401	35.491	42.322	10	1	1:43.518	26.294	35.208	42.016
5	1	1:56.887	26.868	36.086		11	1	1:44.641	26.955	35.572	42.114
6	1	3:22.678	2:02.420	36.377	43.881	12	1	2:15.021	26.252	41.260	

25 Julian Vanheelen (AUT) (Ford Mustang)

Theoretische Bestzeit: 1:55.037

Lap	D	Time	S1	S2	S3	Lap	D	Time	S1	S2	S3
1	1	6:48.632		45.305	52.622	6	1	2:24.693	30.201	40.368	
2	1	2:08.234	33.526	43.398	51.310	7	1	4:33.515	3:05.510	41.498	46.507
3	1	2:01.632	30.927	42.444	48.261	8	1	1:58.149	29.962	39.921	48.266
4	1	2:04.333	31.318	44.483	48.532	9	1	1:58.076	30.858	41.185	46.033
5	1	1:56.590	29.083	41.470	46.037						

29 David Vrsecky (UAE) (Ford Mustang)

Theoretische Bestzeit: 1:47.702

Lap	D	Time	S1	S2	S3	Lap	D	Time	S1	S2	S3
1	1	2:01.463	32.651	42.021	46.791	8	1	1:43.719			
2	1	2:11.627	31.611	39.661		9	1	1:48.046			
3	1	4:31.302	3:06.788	39.824	44.690	10	1	2:18.016			
4	1	1:47.702	28.101	37.084	42.517	11	1	3:32.031			
5	1	1:46.121				12	1	1:45.813			
6	1	1:48.432				13	1	1:43.687			
7	1	1:49.218									

40 Neo Lambert (FRA) (Ford Mustang)

Theoretische Bestzeit: 1:45.301

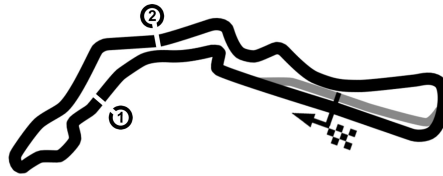
Lap	D	Time	S1	S2	S3	Lap	D	Time	S1	S2	S3
1	1	2:03.722	33.000	43.270	47.452	8	1	1:45.944	27.152	36.488	42.304
2	1	2:13.605	29.798	39.384		9	1	1:45.740	27.298	36.311	42.131
3	1	4:29.332	3:05.274	39.589	44.469	10	1	2:15.957	27.353	36.849	
4	1	1:50.512	28.558	38.927	43.027	11	1	4:42.806	3:20.993	37.586	44.227
5	1	1:48.592	28.109	38.059	42.424	12	1	1:48.767	28.628	36.223	43.916
6	1	1:48.754	27.859	38.175	42.720	13	1	1:46.601	27.359	36.018	43.224

CZECH TRUCK PRIX 2022

Autodrom Most, length 4212 m

02.-04.September 2022

Nascar Whelen Euro Series Club



Lap Analysis Run 1, 02.09.2022


Lap	D	Time	S1	S2	S3	Lap	D	Time	S1	S2	S3
7	1	1:46.843	27.769	36.871	42.203						

CZECH TRUCK PRIX 2022

Autodrom Most, length 4212 m

02.-04. September 2022

Nascar Whelen Euro Series Club



Lap Analysis Run 1, 02.09.2022

46 Andreas Kuchelbacher (AUT) (Chevrolet Camaro) Theoretische Bestzeit: 1:54.351

Lap	D	Time	S1	S2	S3	Lap	D	Time	S1	S2	S3
1	1	2:13.723	34.345	47.726	51.652	7	1	1:55.658	29.110	40.151	46.397
2	1	2:02.585	31.114	42.961	48.510	8	1	1:54.735	28.852	39.820	46.063
3	1	1:59.260	29.365	41.854	48.041	9	1	1:54.521	28.868	39.759	45.894
4	1	1:59.011	30.457	41.269	47.285	10	1	1:57.716	29.387	41.673	46.656
5	1	1:59.162	31.323	41.063	46.776	11	1	2:29.536	28.698	40.985	
6	1	1:56.305	29.269	40.353	46.683						

47 Leonardo Colavita (ITA) (Chevrolet Camaro) Theoretische Bestzeit: 1:44.182

Lap	D	Time	S1	S2	S3	Lap	D	Time	S1	S2	S3
1	1	1:52.379	29.169	39.026	44.184	4	1	1:48.453	27.093	35.991	45.369
2	1	1:49.254	28.109	37.737	43.408	5	1	1:44.881	26.703	36.383	41.795
3	1	1:47.530	29.434	36.608	41.488	6	1	2:06.381	26.859	36.501	

48 Gordon Barnes (GBR) (Chevrolet Camaro) Theoretische Bestzeit: 1:49.276

Lap	D	Time	S1	S2	S3	Lap	D	Time	S1	S2	S3
1	1	2:01.700	31.440	42.077	48.183	6	1	3:04.603	1:40.866	38.871	44.866
2	1	2:00.658	30.121	43.003	47.534	7	1	1:50.706	27.712	38.752	44.242
3	1	1:56.557	28.662	39.483	48.412	8	1	1:50.024	27.987	38.023	44.014
4	1	1:53.194	28.321	38.582	46.291	9	1	1:50.332	27.561	37.701	45.070
5	1	2:11.550	28.484	38.452		10	1	5:00.568	29.879	38.814	

55 Fabrizio Armetta (ITA) (Chevrolet Camaro) Theoretische Bestzeit: 1:43.666

Lap	D	Time	S1	S2	S3	Lap	D	Time	S1	S2	S3
1	1	1:58.989	29.378	40.556	49.055	9	1	1:47.251	26.660	35.748	44.843
2	1	1:48.589	27.566	37.330	43.693	10	1	1:51.939	26.423	38.553	46.963
3	1	1:47.147	27.055	36.698	43.394	11	1	1:45.149	26.391	35.736	43.022
4	1	1:56.074	26.920	41.358	47.796	12	1	2:15.727	26.621	35.502	1:13.604
5	1	1:45.369	26.862	36.379	42.128	13	1	2:33.207	39.446	45.465	
6	1	1:46.623	26.693	36.046	43.884	14	1	5:18.735	3:59.320	36.404	43.011
7	1	1:44.713	26.649	36.151	41.913	15	1	1:44.069	26.772	35.524	41.773
8	1	1:44.681	26.740	35.997	41.944						

64 Eric Quintal (FRA) (Ford Mustang) Theoretische Bestzeit: 1:42.362

Lap	D	Time	S1	S2	S3	Lap	D	Time	S1	S2	S3
1	1	1:59.646	30.860	43.159	45.627	9	1	3:37.329	2:18.755	36.549	42.025
2	1	1:50.571	28.460	39.520	42.591	10	1	1:44.597	26.983	36.245	41.369
3	1	1:45.638	28.102	35.695	41.841	11	1	2:18.770	26.624	37.085	
4	1	1:45.308	27.099	36.923	41.286	12	1	3:45.730	2:28.177	36.325	41.228
5	1	1:44.575	26.661	35.710	42.204	13	1	1:44.026	26.680	36.137	41.209
6	1	1:47.090	26.910	38.366	41.814	14	1	1:42.362	26.209	35.082	41.071
7	1	1:44.707	26.931	36.431	41.345	15	1	1:49.200	32.224	35.542	41.434
8	1	2:04.936	27.023	36.359							

65 Roberto Benedetti (ITA) (Chevrolet Camaro) Theoretische Bestzeit: 1:44.134

Lap	D	Time	S1	S2	S3	Lap	D	Time	S1	S2	S3
1	1	1:58.156	29.105	42.625	46.426	6	1	1:46.485	27.079	36.337	43.069
2	1	1:58.389	27.772	38.715	51.902	7	1	1:45.909	26.584	36.553	42.772
3	1	1:51.430	27.905	36.858	46.667	8	1	1:44.134	26.519	35.999	41.616
4	1	1:46.358	26.612	36.621	43.125	9	1	1:47.481	26.697	38.986	41.798
5	1	2:04.040	30.606	48.846	44.588	10	1	2:22.391	33.488	39.905	

69 Sebastiaan Bleekemolen (NLD) (Ford Mustang) Theoretische Bestzeit: 1:42.027

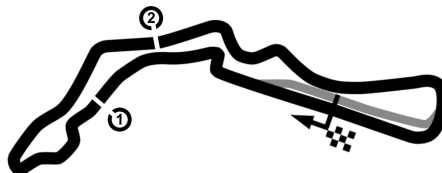
Lap	D	Time	S1	S2	S3	Lap	D	Time	S1	S2	S3
1	1	1:52.089	28.276	38.201	45.612	7	1	2:08.020	26.684	35.128	
2	1	1:48.247	27.367	37.595	43.285	8	1	4:16.308	2:54.354	37.343	44.611
3	1	1:46.172	26.765	36.619	42.788	9	1	1:42.782	26.414	34.991	41.377
4	1	2:12.308	28.175	36.523		10	1	1:42.867	26.163	35.044	41.660
5	1	5:30.985	4:11.019	36.609	43.357	11	1	1:42.149	26.285	34.869	40.995
6	1	1:44.028	26.570	35.367	42.091						

CZECH TRUCK PRIX 2022

Autodrom Most, length 4212 m

02.-04.September 2022

Nascar Whelen Euro Series Club



Lap Analysis Run 1, 02.09.2022

94 Alina Loibnegger (CHE) (Chevrolet Camaro)

Theoretische Bestzeit: 1:48.052

Lap	D	Time	S1	S2	S3	Lap	D	Time	S1	S2	S3
1	1	1:59.662	30.684	43.071	45.907	7	1	1:49.570	27.638	38.300	43.632
2	1	1:54.934	28.875	40.261	45.798	8	1	1:50.813	27.517	39.090	44.206
3	1	1:51.575	28.722	39.296	43.557	9	1	2:16.342	27.143	39.067	
4	1	2:08.969	27.768	38.503		10	1	4:19.857	2:52.679	38.880	48.298
5	1	5:11.754	3:45.844	39.842	46.068	11	1	1:52.241	29.404	37.858	44.979
6	1	1:51.768	29.842	38.278	43.648	12	1	1:48.629	27.720	37.701	43.208