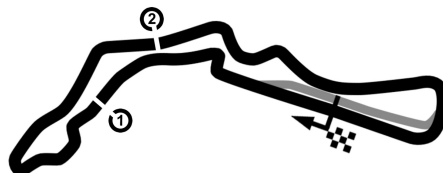


# CZECH TRUCK PRIX 2022

Autodrom Most, length 4212 m

02.-04.September 2022

Nascar Whelen Euro Series 2



## Lap Analysis race 1, 03.09.2022

-Reg.No.: 001aZAO220815

### 1 Kasparas Vingilis (LTU) (Ford Mustang)

Theoretische Bestzeit: 1:45.322

Lap	D	Time	S1	S2	S3	Lap	D	Time	S1	S2	S3
1	1	1:56.724	36.002	38.681	42.041	4	1	3:27.137	48.316	1:17.646	1:21.175
2	1	<b>1:46.427</b>	27.528	37.384	<b>41.515</b>	5	1	3:41.783	51.223	1:19.492	1:31.068
3	1	2:06.755	<b>26.876</b>	44.171	55.708	6	1	1:47.180	27.947	<b>36.931</b>	42.302

### 3 Ulysse Delsaux (FRA) (Chevrolet Camaro)

Theoretische Bestzeit: 1:42.490

Lap	D	Time	S1	S2	S3	Lap	D	Time	S1	S2	S3
1	1	1:51.179	33.139	36.512	41.528	9	1	4:17.080	1:09.983	1:23.768	1:43.329
2	1	<b>1:42.909</b>	26.637	35.091	<b>41.181</b>	10	1	4:00.117	1:06.401	1:23.911	1:29.805
3	1	2:07.226	26.481	42.439	58.306	11	1	2:12.040	29.307	38.207	1:04.526
4	1	3:26.248	47.329	1:18.315	1:20.604	12	1	4:00.665	53.368	1:21.803	1:45.494
5	1	3:46.884	51.924	1:19.029	1:35.931	13	1	4:16.701	1:07.584	1:23.938	1:45.179
6	1	1:44.764	28.227	35.219	41.318	14	1	4:05.014	1:06.792	1:19.299	
7	1	1:58.617	<b>26.244</b>	<b>35.065</b>	57.308	15	1	3:10.780	1:52.619	35.919	42.242
8	1	4:10.626	1:05.614	1:23.076	1:41.936	16	1	1:46.652	28.085	35.619	42.948

### 5 Vladimiro Tziortzis (CYP) (EuroNASCAR FJ)

Theoretische Bestzeit: 1:42.036

Lap	D	Time	S1	S2	S3	Lap	D	Time	S1	S2	S3
1	1	1:49.899	31.954	36.438	41.507	9	1	4:16.917	1:09.750	1:23.916	1:43.251
2	1	1:42.887	26.471	35.208	41.208	10	1	4:00.839	1:06.333	1:24.030	1:30.476
3	1	2:07.251	26.300	42.937	58.014	11	1	2:09.213	28.845	35.782	1:04.586
4	1	3:26.669	47.807	1:18.275	1:20.587	12	1	4:02.800	53.657	1:22.569	1:46.574
5	1	3:47.335	51.922	1:18.943	1:36.470	13	1	4:16.622	1:07.633	1:24.012	1:44.977
6	1	1:44.557	28.024	35.354	41.179	14	1	3:55.153	1:06.728	1:19.102	1:29.323
7	1	1:58.200	<b>26.154</b>	<b>34.788</b>	57.258	15	1	1:45.222	28.691	35.280	41.251
8	1	4:10.782	1:05.572	1:23.107	1:42.103	16	1	<b>1:42.493</b>	26.504	34.895	<b>41.094</b>

### 7 Martin Doubek (CZE) (Ford Mustang)

Theoretische Bestzeit: 1:41.606

Lap	D	Time	S1	S2	S3	Lap	D	Time	S1	S2	S3
1	1	1:48.484	31.693	35.305	41.486	9	1	4:16.949	1:09.780	1:23.948	1:43.221
2	1	1:43.166	26.872	35.345	40.949	10	1	4:01.231	1:06.319	1:24.050	1:30.862
3	1	2:07.870	26.346	43.334	58.190	11	1	2:21.617	28.089	35.787	1:17.741
4	1	3:26.574	47.460	1:18.581	1:20.533	12	1	3:50.093	51.702	1:21.644	1:36.747
5	1	3:47.699	51.893	1:18.888	1:36.918	13	1	4:16.650	1:07.275	1:24.270	1:45.105
6	1	1:43.841	27.910	35.122	<b>40.809</b>	14	1	3:55.479	1:06.478	1:19.306	1:29.695
7	1	1:58.588	26.202	<b>34.692</b>	57.694	15	1	1:44.128	28.133	35.038	40.957
8	1	4:10.624	1:05.282	1:23.234	1:42.108	16	1	<b>1:41.827</b>	<b>26.105</b>	34.763	40.959

### 8 Paolo Valeri (ITA) (Chevrolet Camaro)

Theoretische Bestzeit: 1:45.170

Lap	D	Time	S1	S2	S3	Lap	D	Time	S1	S2	S3
1	1	2:22.651	40.799	39.525		6	1	4:25.141	1:07.317	1:26.290	1:51.534
2	1	14:01.390	12:14	37.592		7	1	3:43.696	57.854	1:23.959	1:21.883
3	1	13:18.863	10:37	1:16.797	1:24.583	8	1	1:46.165	27.676	36.492	<b>41.997</b>
4	1	2:55.533	37.679	1:00.613	1:17.241	9	1	<b>1:45.247</b>	<b>27.272</b>	<b>35.901</b>	42.074
5	1	3:20.373	42.014	53.991	1:44.368						

### 14 Arianna Casoli (ITA) (Chevrolet Camaro)

Theoretische Bestzeit: 1:52.470

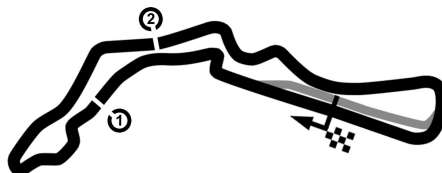
Lap	D	Time	S1	S2	S3	Lap	D	Time	S1	S2	S3
1	1	2:05.111	38.631	39.582	46.898	9	1	4:17.934	1:15.387	1:20.587	1:41.960
2	1	<b>1:52.470</b>	<b>28.517</b>	<b>37.796</b>	<b>46.157</b>	10	1	3:49.961	1:07.128	1:22.037	1:20.796
3	1	2:02.656	31.164	40.927	50.565	11	1	2:17.101	32.811	43.653	1:00.637
4	1	3:23.788	47.547	1:14.970	1:21.271	12	1	4:00.851	51.405	1:21.460	1:47.986
5	1	3:38.749	51.090	1:18.322	1:29.337	13	1	4:17.857	1:08.662	1:23.102	1:46.093
6	1	1:57.154	31.363	39.018	46.773	14	1	3:46.091	1:07.398	1:17.407	1:21.286
7	1	2:04.922	31.771	42.216	50.935	15	1	1:59.049	32.123	39.411	47.515
8	1	3:58.340	58.343	1:19.620	1:40.377	16	1	2:06.376	32.149	41.708	52.519

# CZECH TRUCK PRIX 2022

Autodrom Most, length 4212 m

02.-04. September 2022

Nascar Whelen Euro Series 2



## Lap Analysis race 1, 03.09.2022

-Reg.No.: 001aZAO220815

### 18 Claudio Remigio Cappelli (ITA) (Toyota Camry) Theoretische Bestzeit: 1:43.288

Lap	D	Time	S1	S2	S3	Lap	D	Time	S1	S2	S3
1	1	2:05.015	32.963	37.280	54.772	9	1	4:18.044	1:13.872	1:20.986	1:43.186
2	1	1:47.947	26.786	36.710	44.451	10	1	3:50.817	1:06.694	1:22.621	1:21.502
3	1	2:03.532	<b>26.480</b>	41.951	55.101	11	1	2:12.306	29.264	36.970	1:06.072
4	1	3:26.521	48.417	1:16.943	1:21.161	12	1	4:04.306	53.344	1:22.491	1:48.471
5	1	3:38.631	51.114	1:18.451	1:29.066	13	1	4:16.892	1:07.853	1:22.779	1:46.260
6	1	<b>1:46.709</b>	27.703	37.316	41.690	14	1	3:48.973	1:06.910	1:18.776	1:23.287
7	1	2:01.668	28.283	40.364	53.021	15	1	1:46.782	29.111	36.198	<b>41.473</b>
8	1	4:09.236	1:05.807	1:23.276	1:40.153	16	1	1:50.210	30.760	<b>35.335</b>	44.115

### 23 Tuomas Pontinen (FIN) (Chevrolet Camaro) Theoretische Bestzeit: 1:44.122

Lap	D	Time	S1	S2	S3	Lap	D	Time	S1	S2	S3
1	1	1:54.096	32.184	36.456	45.456	9	1	4:17.450	1:11.239	1:23.097	1:43.114
2	1	<b>1:44.122</b>	<b>26.361</b>	<b>35.340</b>	<b>42.421</b>	10	1	3:57.562	1:06.829	1:23.234	1:27.499
3	1	2:06.929	26.382	41.603	58.944	11	1	2:09.721	28.666	37.772	1:03.283
4	1	3:25.015	46.295	1:18.402	1:20.318	12	1	4:04.347	53.359	1:22.406	1:48.582
5	1	3:45.016	52.135	1:18.936	1:33.945	13	1	4:17.582	1:07.743	1:23.827	1:46.012
6	1	1:48.102	28.578	35.741	43.783	14	1	3:51.650	1:05.973	1:19.427	1:26.250
7	1	1:58.073	26.512	35.607	55.954	15	1	1:47.067	28.847	35.750	42.470
8	1	4:09.746	1:05.841	1:22.831	1:41.074	16	1	1:52.667	33.505	36.532	42.630

### 24 Christian Malcharek (SVK) (Chevrolet Camaro) Theoretische Bestzeit: 1:42.593

Lap	D	Time	S1	S2	S3	Lap	D	Time	S1	S2	S3
1	1	1:51.613	33.599	36.374	41.640	9	1	4:17.066	1:11.040	1:22.985	1:43.041
2	1	<b>1:43.409</b>	26.646	35.358	41.405	10	1	3:59.305	1:06.507	1:24.108	1:28.690
3	1	2:07.115	<b>26.327</b>	42.413	58.375	11	1	2:08.057	28.137	35.780	1:04.140
4	1	3:26.258	47.492	1:18.281	1:20.485	12	1	4:05.415	53.596	1:22.514	1:49.305
5	1	3:46.269	51.979	1:19.004	1:35.286	13	1	4:17.139	1:07.561	1:24.123	1:45.455
6	1	1:44.888	28.525	35.250	<b>41.113</b>	14	1	3:52.850	1:06.380	1:19.254	1:27.216
7	1	1:59.185	26.342	<b>35.153</b>	57.690	15	1	1:47.584			
8	1	4:10.709	1:05.775	1:23.230	1:41.704	16	1	2:16.022			

### 27 Patrick Schober (AUT) (Ford Mustang) Theoretische Bestzeit:

Lap	D	Time	S1	S2	S3	Lap	D	Time	S1	S2	S3
1	1	13:16.790	33.913	<b>36.805</b>							

### 29 Aliyyah Koloc (UAE) (Ford Mustang) Theoretische Bestzeit:

Lap	D	Time	S1	S2	S3	Lap	D	Time	S1	S2	S3
1	1	1:54.267				9	1	4:17.611			
2	1	<b>1:46.354</b>				10	1	3:56.388			
3	1	2:06.649				11	1	2:11.734			
4	1	3:25.072				12	1	4:04.028			
5	1	3:43.999				13	1	4:16.958			
6	1	1:48.650				14	1	3:50.649			
7	1	1:58.116				15	1	1:47.029			
8	1	4:09.734				16	1	1:51.017			

### 33 Paul Jouffreau (FRA) (Ford Mustang) Theoretische Bestzeit:

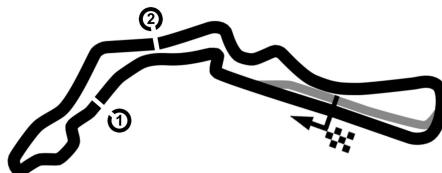
Lap	D	Time	S1	S2	S3	Lap	D	Time	S1	S2	S3
1	1	1:52.909				9	1	4:16.957			
2	1	<b>1:42.991</b>				10	1	3:49.595			
3	1	2:07.607				11	1	2:13.954			
4	1	3:25.490				12	1	4:02.504			
5	1	3:45.920				13	1	4:16.916			
6	1	1:50.003				14	1	3:47.263			
7	1	2:04.782				15	1	1:48.143			
8	1	4:14.911				16	1	1:45.349			

# CZECH TRUCK PRIX 2022

Autodrom Most, length 4212 m

02.-04. September 2022

Nascar Whelen Euro Series 2



## Lap Analysis race 1, 03.09.2022

-Reg.No.: 001aZAO220815

### 40 Matthias Hauer (DEU) (Ford Mustang)

Theoretische Bestzeit: 1:46.922

Lap	D	Time	S1	S2	S3	Lap	D	Time	S1	S2	S3
1	1	2:01.410	37.669	39.712	44.029	9	1	4:17.658	1:13.792	1:21.550	1:42.316
2	1	<b>1:47.017</b>	<b>27.383</b>	36.789	<b>42.845</b>	10	1	3:49.880	1:07.237	1:22.060	1:20.583
3	1	2:07.216	28.585	43.691	54.940	11	1	2:13.614	30.460	40.356	1:02.798
4	1	3:25.789	48.049	1:17.355	1:20.385	12	1	4:03.939	53.255	1:22.331	1:48.353
5	1	3:40.001	51.557	1:18.690	1:29.754	13	1	4:17.093	1:08.036	1:22.907	1:46.150
6	1	1:49.211	29.405	<b>36.694</b>	43.112	14	1	3:48.217	1:07.008	1:18.485	1:22.724
7	1	2:01.678	29.233	39.449	52.996	15	1	1:52.982	30.884	38.648	43.450
8	1	4:08.941	1:06.418	1:22.064	1:40.459	16	1	1:49.243	28.690	36.832	43.721

### 46 Miguel Gomes (PRT) (Chevrolet Camaro)

Theoretische Bestzeit: 1:45.971

Lap	D	Time	S1	S2	S3	Lap	D	Time	S1	S2	S3
1	1	1:58.427	36.881	38.813	42.733	9	1	4:17.745	1:13.959	1:20.926	1:42.860
2	1	1:47.385	28.987	36.571	<b>41.827</b>	10	1	3:53.722	1:06.982	1:23.108	1:23.632
3	1	2:08.149	<b>27.834</b>	44.051	56.264	11	1	2:44.918	1:08.622	43.666	52.630
4	1	3:25.945	48.083	1:17.538	1:20.324	12	1	3:42.253	36.302	1:16.945	1:49.006
5	1	3:40.191	51.306	1:18.919	1:29.966	13	1	4:16.285	1:05.929	1:22.800	1:47.556
6	1	<b>1:46.645</b>	28.224	<b>36.310</b>	42.111	14	1	3:41.626	1:06.636	1:17.424	1:17.566
7	1	2:00.439	28.229	37.716	54.494	15	1	1:49.949	30.190	37.401	42.358
8	1	4:09.002	1:06.282	1:22.821	1:39.899	16	1	1:49.492	28.678	37.388	43.426

### 48 Yevgen Sokolovskiy (UKR) (Chevrolet Camaro)

Theoretische Bestzeit: 1:45.087

Lap	D	Time	S1	S2	S3	Lap	D	Time	S1	S2	S3
1	1	1:55.136	35.026	37.959	42.151	9	1	4:16.495	1:13.492	1:19.712	1:43.291
2	1	<b>1:47.235</b>	28.186	37.446	<b>41.603</b>	10	1	3:55.454	1:06.725	1:23.381	1:25.348
3	1	2:06.827	<b>27.141</b>	40.466	59.220	11	1	2:12.587	29.132	38.420	1:05.035
4	1	3:25.271	47.935	1:17.607	1:19.729	12	1	4:04.292	53.356	1:22.487	1:48.449
5	1	3:43.171	51.937	1:19.195	1:32.039	13	1	4:16.776	1:07.569	1:23.280	1:45.927
6	1	1:48.100	28.416	36.920	42.764	14	1	3:49.716	1:07.146	1:18.137	1:24.433
7	1	2:00.186	28.758	37.980	53.448	15	1	1:47.584	29.081	36.402	42.101
8	1	4:09.067	1:05.786	1:23.240	1:40.041	16	1	1:47.923	28.830	<b>36.343</b>	42.750

### 50 Liam Hezemans (NLD) (Ford Mustang)

Theoretische Bestzeit: 1:42.089

Lap	D	Time	S1	S2	S3	Lap	D	Time	S1	S2	S3
1	1	1:54.428	34.968	36.719	42.741	6	1	<b>1:45.475</b>	28.626	35.716	41.133
2	1	1:45.776	28.631	36.199	<b>40.946</b>	7	1	1:58.098	<b>26.132</b>	<b>35.011</b>	56.955
3	1	2:06.530	26.787	40.813	58.930	8	1	4:10.554	1:06.441	1:23.062	1:41.051
4	1	3:24.759	47.052	1:17.952	1:19.755	9	1	4:17.107	1:11.257	1:23.068	1:42.782
5	1	3:44.322	52.467	1:18.722	1:33.133	10	1	3:58.930	1:06.999	1:23.698	1:28.233

### 54 Luli Del Castello (ITA) (Chevrolet Camaro)

Theoretische Bestzeit: 1:45.476

Lap	D	Time	S1	S2	S3	Lap	D	Time	S1	S2	S3
1	1	1:56.389	35.647	38.636	42.106	6	1	1:47.852	28.424	36.872	42.556
2	1	<b>1:46.520</b>	27.676	37.179	<b>41.665</b>	7	1	1:58.900	28.464	<b>36.762</b>	53.674
3	1	2:07.691	<b>27.049</b>	44.812	55.830	8	1	4:09.118	1:05.906	1:23.107	1:40.105
4	1	3:24.827	48.810	1:17.327	1:18.690	9	1	4:18.268	1:13.451	1:22.493	1:42.324
5	1	3:42.687	51.869	1:19.459	1:31.359	10	1	3:54.959	1:06.997	1:23.679	1:24.283

### 56 Gil Linster (LUX) (Ford Mustang)

Theoretische Bestzeit: 1:42.415

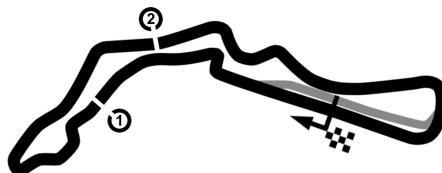
Lap	D	Time	S1	S2	S3	Lap	D	Time	S1	S2	S3
1	1	1:54.553	34.396	37.625	42.532	9	1	4:17.448	1:12.414	1:21.834	1:43.200
2	1	<b>1:44.717</b>	28.017	35.482	<b>41.218</b>	10	1	3:56.790	1:06.535	1:23.690	1:26.565
3	1	2:06.714	<b>26.370</b>	41.131	59.213	11	1	2:10.329	29.051	37.182	1:04.096
4	1	3:24.921	46.468	1:18.643	1:19.810	12	1	4:04.942	53.302	1:23.093	1:48.547
5	1	3:44.724	52.156	1:19.074	1:33.494	13	1	4:17.329	1:07.713	1:23.374	1:46.242
6	1	1:49.509	29.327	36.493	43.689	14	1	3:50.574	1:06.562	1:18.964	1:25.048
7	1	1:57.248	26.403	<b>34.827</b>	56.018	15	1	1:47.460	28.972	35.952	42.536
8	1	4:09.806	1:05.965	1:22.856	1:40.985	16	1	1:51.040	32.532	35.780	42.728

# CZECH TRUCK PRIX 2022

Autodrom Most, length 4212 m

02.-04. September 2022

Nascar Whelen Euro Series 2



## Lap Analysis race 1, 03.09.2022

-Reg.No.: 001aZAO220815

### 64 Eric Quintal (FRA) (Ford Mustang)

Theoretische Bestzeit: 1:49.806

Lap	D	Time	S1	S2	S3	Lap	D	Time	S1	S2	S3
1	1	2:07.082	41.807	39.289	45.986	9	1	4:17.926	1:14.514	1:21.418	1:41.994
2	1	<b>1:50.487</b>	28.849	<b>37.652</b>	43.986	10	1	3:49.635	1:07.060	1:22.327	1:20.248
3	1	2:00.319	<b>28.297</b>	38.975	53.047	11	1	2:20.115	34.881	44.011	1:01.223
4	1	3:28.064	48.387	1:18.055	1:21.622	12	1	4:00.462	50.804	1:21.857	1:47.801
5	1	3:37.003	50.424	1:18.523	1:28.056	13	1	4:15.445	1:05.898	1:23.716	1:45.831
6	1	1:51.133	29.620	37.656	<b>43.857</b>	14	1	3:46.827	1:07.529	1:17.662	1:21.636
7	1	2:00.169	29.759	38.964	51.446	15	1	1:55.302	31.639	38.818	44.845
8	1	4:07.893	1:07.967	1:19.715	1:40.211	16	1	1:54.583	30.571	38.811	45.201

### 65 Roberto Benedetti (ITA) (Chevrolet Camaro)

Theoretische Bestzeit: 1:46.291

Lap	D	Time	S1	S2	S3	Lap	D	Time	S1	S2	S3
1	1	1:57.185	36.393	38.926	41.866	9	1	4:17.272	1:13.980	1:21.105	1:42.187
2	1	<b>1:46.515</b>	<b>27.723</b>	37.087	<b>41.705</b>	10	1	3:52.504	1:07.303	1:22.576	1:22.625
3	1	2:08.795	27.831	44.677	56.287	11	1	2:24.640	40.161	43.080	1:01.399
4	1	3:25.771	48.584	1:17.514	1:19.673	12	1	4:00.521	50.854	1:20.943	1:48.724
5	1	3:41.318	51.946	1:19.130	1:30.242	13	1	4:16.546	1:06.044	1:23.445	1:47.057
6	1	1:47.024	27.876	<b>36.863</b>	42.285	14	1	3:42.734	1:06.696	1:17.239	1:18.799
7	1	2:02.615	29.153	40.562	52.900	15	1	1:49.233	29.962	36.916	42.355
8	1	4:08.882	1:05.647	1:23.084	1:40.151	16	1	1:49.624	29.492	37.545	42.587

### 69 Michael Bleekemolen (NLD) (Ford Mustang)

Theoretische Bestzeit: 1:44.823

Lap	D	Time	S1	S2	S3	Lap	D	Time	S1	S2	S3
1	1	1:55.705	35.642	37.728	42.335	4	1	3:25.476	47.530	1:17.857	1:20.089
2	1	<b>1:46.113</b>	27.699	37.034	<b>41.380</b>	5	1	3:43.293	51.918	1:19.034	1:32.341
3	1	2:06.615	<b>26.643</b>	40.640	59.332	6	1	1:48.433	28.327	<b>36.800</b>	43.306

### 88 Alberto Naska (ITA) (Chevrolet Camaro)

Theoretische Bestzeit: 1:41.401

Lap	D	Time	S1	S2	S3	Lap	D	Time	S1	S2	S3
1	1	1:48.702	31.934	35.658	41.110	9	1	4:17.066	1:09.995	1:23.914	1:43.157
2	1	1:42.434	26.258	35.151	41.025	10	1	4:01.828	1:06.502	1:23.990	1:31.336
3	1	2:07.750	26.318	43.169	58.263	11	1	2:08.230	27.679	36.167	1:04.384
4	1	3:26.514	47.298	1:18.634	1:20.582	12	1	4:02.852	53.520	1:22.408	1:46.924
5	1	3:48.180	51.804	1:18.800	1:37.576	13	1	4:16.773	1:07.107	1:24.183	1:45.483
6	1	1:43.524	27.754	35.009	40.761	14	1	3:55.968	1:06.342	1:19.401	1:30.225
7	1	1:58.560	<b>26.063</b>	<b>34.646</b>	57.851	15	1	1:43.968	27.917	35.072	40.979
8	1	4:10.263	1:05.075	1:23.156	1:42.032	16	1	<b>1:41.623</b>	26.127	34.804	<b>40.692</b>

### 94 Alina Loibnegger (AUT) (Chevrolet Camaro)

Theoretische Bestzeit: 1:47.203

Lap	D	Time	S1	S2	S3	Lap	D	Time	S1	S2	S3
1	1	2:00.035	37.462	39.495	43.078	9	1	4:17.843	1:13.854	1:21.409	1:42.580
2	1	<b>1:47.409</b>	27.575	37.391	<b>42.443</b>	10	1	3:50.383	1:07.149	1:22.132	1:21.102
3	1	2:07.295	<b>27.402</b>	44.749	55.144	11	1	2:12.925	30.315	37.871	1:04.739
4	1	3:26.150	48.112	1:17.358	1:20.680	12	1	4:04.160	53.381	1:22.361	1:48.418
5	1	3:40.135	51.438	1:18.538	1:30.159	13	1	4:16.931	1:07.857	1:23.022	1:46.052
6	1	1:48.805	28.151	37.516	43.138	14	1	3:48.697	1:07.024	1:18.561	1:23.112
7	1	2:01.119	29.391	38.974	52.754	15	1	1:49.943	29.322	<b>37.358</b>	43.263
8	1	4:09.355	1:06.354	1:22.727	1:40.274	16	1	1:51.804	29.407	38.004	44.393