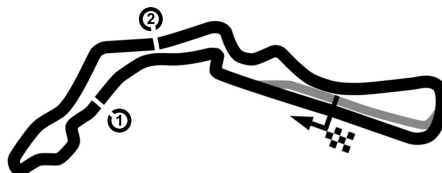


CZECH TRUCK PRIX 2022

Autodrom Most, length 4212 m

02.-04. September 2022

Nascar Whelen Euro Series 2



Lap Analysis qualifying, 03.09.2022

-Reg.No.: 001aZAO220815

1 Kasparas Vingilis (LTU) (Ford Mustang)						Theoretische Bestzeit: 1:43.389					
Lap	D	Time	S1	S2	S3	Lap	D	Time	S1	S2	S3
1	1	3:41.749		42.551	46.198	7	1	1:44.346	26.402	36.024	41.920
2	1	1:51.030	28.772	38.068	44.190	8	1	1:45.682	26.511	36.573	42.598
3	1	1:47.883	27.030	37.612	43.241	9	1	1:43.933	26.479	35.534	41.920
4	1	1:43.988	26.456	35.504	42.028	10	1	1:43.726	26.276	35.841	41.609
5	1	1:51.893	29.123	39.881	42.889	11	1	1:51.207	26.867	39.519	44.821
6	1	1:43.848	26.360	35.763	41.725						

3 Ulysse Delsaux (FRA) (Chevrolet Camaro)						Theoretische Bestzeit: 1:41.909					
Lap	D	Time	S1	S2	S3	Lap	D	Time	S1	S2	S3
1	1	2:48.692		48.283	52.178	7	1	1:42.474	26.274	34.966	41.234
2	1	1:44.869	27.599	35.598	41.672	8	1	1:42.221	26.234	34.873	41.114
3	1	1:42.989	26.483	35.320	41.186	9	1	1:53.224	26.321	38.786	48.117
4	1	1:42.442	26.339	35.051	41.052	10	1	1:42.109	26.378	34.814	40.917
5	1	1:42.574	26.516	34.953	41.105	11	1	1:42.043	26.178	34.910	40.955
6	1	1:42.668	26.440	34.935	41.293						

5 Vladiros Tziortzis (CYP) (EuroNASCAR FJ)						Theoretische Bestzeit: 1:40.896					
Lap	D	Time	S1	S2	S3	Lap	D	Time	S1	S2	S3
1	1	4:41.626		39.612	42.548	5	1	1:41.202	25.922	34.497	40.783
2	1	1:42.653	26.523	35.214	40.916	6	1	1:41.368	25.895	34.684	40.789
3	1	1:42.454	25.937	34.806	41.711	7	1	2:04.231	26.654	35.421	
4	1	1:40.907	25.694	34.508	40.705						

7 Martin Doubek (CZE) (Ford Mustang)						Theoretische Bestzeit: 1:40.628					
Lap	D	Time	S1	S2	S3	Lap	D	Time	S1	S2	S3
1	1	2:07.464		42.634	45.193	5	1	1:40.964	25.869	34.446	40.649
2	1	1:42.163	26.523	34.874	40.766	6	1	1:40.752	25.727	34.377	40.648
3	1	1:45.390	25.902	37.954	41.534	7	1	2:10.532	27.184	39.010	
4	1	1:40.987	25.894	34.569	40.524	8	1	5:11.166	3:29.413	36.466	

8 Paolo Valeri (ITA) (Chevrolet Camaro)						Theoretische Bestzeit:					
Lap	D	Time	S1	S2	S3	Lap	D	Time	S1	S2	S3
1	1	2:42.390		43.539							

14 Arianna Casoli (ITA) (Chevrolet Camaro)						Theoretische Bestzeit: 1:47.664					
Lap	D	Time	S1	S2	S3	Lap	D	Time	S1	S2	S3
1	1	2:58.268		47.115	49.451	7	1	1:48.284	27.420	37.321	43.543
2	1	1:58.038	29.549	42.339	46.150	8	1	1:49.275	27.157	37.509	44.609
3	1	1:49.863	27.250	38.118	44.495	9	1	1:50.014	28.071	37.010	44.933
4	1	1:50.912	27.729	37.943	45.240	10	1	1:47.895	27.145	36.976	43.774
5	1	1:50.117	27.506	37.481	45.130	11	1	2:18.730	28.117	41.294	
6	1	1:48.521	27.453	37.287	43.781						

18 Claudio Remigio Cappelli (ITA) (Toyota Camry)						Theoretische Bestzeit: 1:41.196					
Lap	D	Time	S1	S2	S3	Lap	D	Time	S1	S2	S3
1	1	2:09.226		42.413	45.633	6	1	1:42.497	26.302	34.958	41.237
2	1	1:43.283	26.496	35.473	41.314	7	1	1:57.971	25.867	35.172	
3	1	1:43.120	26.358	34.955	41.807	8	1	3:56.068	2:35.102	35.455	45.511
4	1	1:41.567	25.947	34.746	40.874	9	1	1:41.752	25.936	34.777	41.039
5	1	1:41.844	25.694	34.628	41.522	10	1	1:46.878	26.412	37.853	42.613

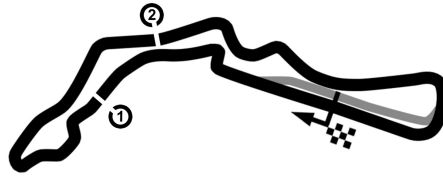
23 Tuomas Pontinen (FIN) (Chevrolet Camaro)						Theoretische Bestzeit: 1:41.278					
Lap	D	Time	S1	S2	S3	Lap	D	Time	S1	S2	S3
1	1	2:24.159		43.267	51.947	6	1	1:41.563	26.005	34.689	40.869
2	1	1:55.400	29.406	37.831	48.163	7	1	1:45.705	25.924	35.310	44.471
3	1	1:44.075	26.957	34.957	42.161	8	1	1:43.122	26.013	34.683	42.426
4	1	1:41.887	26.415	34.722	40.750	9	1	1:41.354	25.878	34.650	40.826
5	1	1:41.997	25.941	35.052	41.004	10	1	2:06.200	27.540	38.728	

CZECH TRUCK PRIX 2022

Autodrom Most, length 4212 m

02.-04.September 2022

Nascar Whelen Euro Series 2



Lap Analysis qualifying, 03.09.2022

-Reg.No.: 001aZAO220815

24 Christian Malcharek (SVK) (Chevrolet Camaro)

Theoretische Bestzeit: 1:41.598

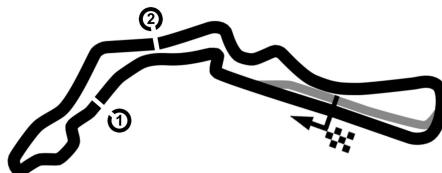
Lap	D	Time	S1	S2	S3	Lap	D	Time	S1	S2	S3
1	1	2:18.365		42.884	49.737	5	1	1:41.955	25.926	34.747	41.282
2	1	1:43.597	26.607	35.148	41.842	6	1	1:46.113	25.994	38.122	41.997
3	1	1:42.474	26.294	34.917	41.263	7	1	1:42.084	26.102	34.856	41.126
4	1	1:42.037	25.964	35.148	40.925	8	1	2:05.801	27.838	40.364	

CZECH TRUCK PRIX 2022

Autodrom Most, length 4212 m

02.-04. September 2022

Nascar Whelen Euro Series 2



Lap Analysis qualifying, 03.09.2022

-Reg.No.: 001aZAO220815

27 Patrick Schober (AUT) (Ford Mustang)

Theoretische Bestzeit: 1:41.996

Lap	D	Time	S1	S2	S3	Lap	D	Time	S1	S2	S3
1	1	2:20.026		44.552	50.134	7	1	1:42.422	26.189	34.961	41.272
2	1	1:51.756	28.518	39.584	43.654	8	1	1:46.076	26.826	36.949	42.301
3	1	1:45.223	27.125	36.123	41.975	9	1	1:42.736	26.202	35.408	41.126
4	1	1:42.865	26.275	35.271	41.319	10	1	1:42.720	26.329	35.145	41.246
5	1	1:42.327	26.196	35.088	41.043	11	1	1:42.512	25.992	35.200	41.320
6	1	1:50.832	26.219	35.187	49.426	12	1	1:42.668	26.217	35.042	41.409

29 Aliyyah Koloc (UAE) (Ford Mustang)

Theoretische Bestzeit: 1:41.994

Lap	D	Time	S1	S2	S3	Lap	D	Time	S1	S2	S3
1	1	2:22.870		43.492	51.013	7	1	1:42.277	26.430	34.760	41.087
2	1	1:47.827	27.926	36.934	42.967	8	1	1:51.079	30.765	38.323	41.991
3	1	1:43.142	26.634	35.216	41.292	9	1	1:44.931	26.498	35.274	43.159
4	1	1:42.471	26.350	35.107	41.014	10	1	1:43.056	26.355	35.056	41.645
5	1	1:42.954	26.220	35.120	41.614	11	1	1:43.405	26.438	35.110	41.857
6	1	1:51.218	26.870	36.264	48.084	12	1	2:02.998	26.551	35.790	

33 Paul Jouffreau (FRA) (Ford Mustang)

Theoretische Bestzeit: 1:41.775

Lap	D	Time	S1	S2	S3	Lap	D	Time	S1	S2	S3
1	1	2:56.195		43.257	49.110	6	1	1:54.630	26.375	35.292	
2	1	1:48.436	28.989	36.972	42.475	7	1	3:22.084	2:05.648	35.280	41.156
3	1	1:44.114	27.068	35.298	41.748	8	1	1:42.412	26.362	34.951	41.099
4	1	1:42.630	26.457	35.080	41.093	9	1	1:43.281	26.105	35.208	41.968
5	1	1:43.573	26.566	35.942	41.065	10	1	1:42.128	26.068	35.304	40.756

40 Matthias Hauer (DEU) (Ford Mustang)

Theoretische Bestzeit: 1:47.730

Lap	D	Time	S1	S2	S3	Lap	D	Time	S1	S2	S3
1	1	2:27.962		43.082	51.832	6	1	2:49.903	1:27.453	37.537	44.913
2	1	1:58.975	30.303	40.705	47.967	7	1	1:48.221	27.333	36.874	44.014
3	1	1:51.059	27.688	38.617	44.754	8	1	1:48.267	27.481	37.030	43.756
4	1	1:51.321	27.470	38.063	45.788	9	1	1:48.610	27.542	36.907	44.161
5	1	2:14.682	27.704	38.944		10	1	1:47.853	27.456	36.800	43.597

46 Miguel Gomes (PRT) (Chevrolet Camaro)

Theoretische Bestzeit: 1:43.640

Lap	D	Time	S1	S2	S3	Lap	D	Time	S1	S2	S3
1	1	5:04.808		38.590	43.703	6	1	1:43.907	26.530	35.362	42.015
2	1	1:46.467	27.467	36.158	42.842	7	1	2:13.970	30.788	39.231	
3	1	1:45.745	26.650	35.615	43.480	8	1	2:57.394	1:38.927	36.663	41.804
4	1	1:47.880	26.992	37.132	43.756	9	1	1:43.698	26.492	35.420	41.786
5	1	1:48.202	27.343	37.255	43.604						

47 Leonardo Colavita (ITA) (Chevrolet Camaro)

Theoretische Bestzeit: 1:42.045

Lap	D	Time	S1	S2	S3	Lap	D	Time	S1	S2	S3
1	1	2:10.640		40.902	45.242	6	1	1:42.888	26.216	35.472	41.200
2	1	1:43.355	26.777	35.541	41.037	7	1	1:59.912	26.368	35.257	
3	1	1:43.849	26.418	35.233	42.198	8	1	4:52.034	3:32.384	37.057	42.593
4	1	1:42.200	26.185	34.823	41.192	9	1	1:42.933	26.414	35.419	41.100
5	1	1:42.745	26.473	34.972	41.300	10	1	1:43.608	26.309	35.417	41.882

48 Yevgen Sokolovskiy (UKR) (Chevrolet Camaro)

Theoretische Bestzeit: 1:42.929

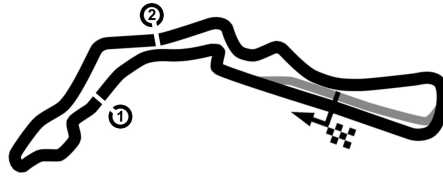
Lap	D	Time	S1	S2	S3	Lap	D	Time	S1	S2	S3
1	1	2:21.782		43.417	48.375	7	1	1:43.821	26.501	35.659	41.661
2	1	1:46.311	27.620	36.831	41.860	8	1	1:58.931	27.326	37.068	
3	1	1:43.836	26.589	35.731	41.516	9	1	3:03.957	1:46.926	35.631	41.400
4	1	1:43.434	26.338	35.543	41.553	10	1	1:43.403			
5	1	1:43.069	26.302	35.434	41.333	11	1	1:43.928			
6	1	1:43.075	26.253	35.343	41.479						

CZECH TRUCK PRIX 2022

Autodrom Most, length 4212 m

02.-04.September 2022

Nascar Whelen Euro Series 2



Lap Analysis qualifying, 03.09.2022

-Reg.No.: 001aZAO220815

50 Liam Hezemans (NLD) (Ford Mustang)

Theoretische Bestzeit: 1:40.962

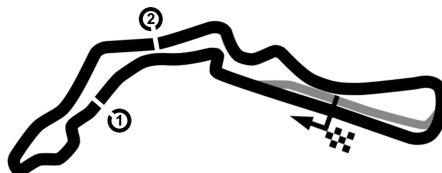
Lap	D	Time	S1	S2	S3	Lap	D	Time	S1	S2	S3
1	1	2:08.604		42.597	45.423	5	1	1:40.995	25.888	34.478	40.629
2	1	1:42.123	26.225	35.048	40.850	6	1	1:44.460			
3	1	1:45.912	26.403	37.726	41.783	7	1	1:44.992			
4	1	1:41.499	25.975	34.928	40.596	8	1	2:00.774			

CZECH TRUCK PRIX 2022

Autodrom Most, length 4212 m

02.-04. September 2022

Nascar Whelen Euro Series 2



Lap Analysis qualifying, 03.09.2022

-Reg.No.: 001aZAO220815

54 Luli Del Castello (ITA) (Chevrolet Camaro)

Theoretische Bestzeit: 1:43.106

Lap	D	Time	S1	S2	S3	Lap	D	Time	S1	S2	S3
1	1	2:44.735		49.407	54.447	6	1	4:00.620	2:41.956	36.732	41.932
2	1	1:58.416	35.653	39.448	43.315	7	1	1:43.767	26.580	36.045	41.142
3	1	1:45.395	27.062	36.293	42.040	8	1	1:43.336	26.635	35.579	41.122
4	1	1:45.137	27.445	36.126	41.566	9	1	1:44.794	26.572	36.598	41.624
5	1	2:20.214	26.586	35.823		10	1	1:43.855	26.405	36.034	41.416

56 Gil Linster (LUX) (Ford Mustang)

Theoretische Bestzeit: 1:41.312

Lap	D	Time	S1	S2	S3	Lap	D	Time	S1	S2	S3
1	1	2:20.340		41.515	47.830	7	1	1:57.308	26.384	34.742	
2	1	1:43.236	26.905	35.243	41.088	8	1	2:49.944	1:33.402	35.434	41.108
3	1	1:42.295	26.184	35.047	41.064	9	1	1:41.529	25.905	34.548	41.076
4	1	1:42.708	26.283	35.220	41.205	10	1	1:49.046	28.946	37.617	42.483
5	1	1:41.771	26.364	34.486	40.921	11	1	2:06.831	26.244	39.535	
6	1	1:42.867	26.052	35.711	41.104						

64 Eric Quintal (FRA) (Ford Mustang)

Theoretische Bestzeit: 1:47.796

Lap	D	Time	S1	S2	S3	Lap	D	Time	S1	S2	S3
1	1	2:55.676		49.185	53.372	7	1	1:47.924	27.763	36.827	43.334
2	1	1:56.688	31.681	39.632	45.375	8	1	1:50.191	27.635	37.697	44.859
3	1	1:51.136	28.255	38.229	44.652	9	1	1:48.687	27.714	37.344	43.629
4	1	1:50.015	28.173	37.948	43.894	10	1	1:48.839	28.078	37.305	43.456
5	1	1:50.253	27.866	37.749	44.638	11	1	1:50.233	28.988	37.564	43.681
6	1	1:50.655	27.861	37.861	44.933						

65 Roberto Benedetti (ITA) (Chevrolet Camaro)

Theoretische Bestzeit: 1:43.310

Lap	D	Time	S1	S2	S3	Lap	D	Time	S1	S2	S3
1	1	2:39.445		44.650	48.098	6	1	3:59.395	2:35.957	37.833	45.605
2	1	1:48.875	28.318	37.649	42.908	7	1	1:44.544	26.868	35.703	41.973
3	1	1:46.211	27.298	36.590	42.323	8	1	1:43.310	26.105	35.393	41.812
4	1	1:44.183	26.411	35.835	41.937	9	1	1:51.838	26.433	41.216	44.189
5	1	2:02.031	27.759	36.330		10	1	1:44.067	26.203	35.545	42.319

69 Michael Bleekemolen (NLD) (Ford Mustang)

Theoretische Bestzeit: 1:42.417

Lap	D	Time	S1	S2	S3	Lap	D	Time	S1	S2	S3
1	1	2:16.426		43.504	48.603	7	1	1:43.176	26.281	35.471	41.424
2	1	1:45.281	27.188	35.847	42.246	8	1	1:42.957	26.092	35.622	41.243
3	1	1:43.936	27.043	35.251	41.642	9	1	1:46.132	26.874	35.302	43.956
4	1	1:52.307	29.322	41.545	41.440	10	1	1:43.585	26.636	35.817	41.132
5	1	1:56.385	26.173	44.755	45.457	11	1	1:47.257	26.034	39.054	42.169
6	1	1:44.455	26.960	35.606	41.889	12	1	1:43.770	26.546	35.568	

88 Alberto Naska (ITA) (Chevrolet Camaro)

Theoretische Bestzeit: 1:40.842

Lap	D	Time	S1	S2	S3	Lap	D	Time	S1	S2	S3
1	1	2:05.614		42.579	44.467	7	1	2:40.461	1:24.916	34.910	40.635
2	1	1:42.816	26.781	35.240	40.795	8	1	1:41.425	25.922	34.572	40.931
3	1	1:41.726	25.952	34.776	40.998	9	1	1:40.963	25.794	34.581	40.588
4	1	1:41.344	26.001	34.769	40.574	10	1	1:48.193	25.791	35.994	46.408
5	1	1:40.921	25.817	34.625	40.479	11	1	1:42.396	25.880	34.982	41.534
6	1	2:01.209	27.949	35.851							

94 Alina Loibnegger (AUT) (Chevrolet Camaro)

Theoretische Bestzeit: 1:45.082

Lap	D	Time	S1	S2	S3	Lap	D	Time	S1	S2	S3
1	1	5:42.122		47.086	48.175	5	1	1:45.852	27.021	36.510	42.321
2	1	1:49.939	28.724	38.372	42.843	6	1	1:51.861	27.404	36.963	47.494
3	1	1:46.216	26.678	37.197	42.341	7	1	2:01.522	26.848	36.083	
4	1	1:46.324	27.391	36.494	42.439	8	1	5:12.260	3:26.129	44.149	