


CZECH TRUCK PRIX 2022

Autodrom Most, length 4212 m

02.-04. September 2022

Nascar Whelen Euro Series 2



Lap Analysis free practice 2, 02.09.2022

-Reg.No.: 001aZAO220815

1 Kasparas Vingilis (LTU) (Ford Mustang)						Theoretische Bestzeit: 1:43.346					
Lap	D	Time	S1	S2	S3	Lap	D	Time	S1	S2	S3
1	1	2:20.884		37.967	43.531	9	1	1:46.907	26.184	38.790	41.933
2	1	1:50.672	28.014	39.172	43.486	10	1	1:44.618	26.606	36.158	41.854
3	1	2:04.491	26.877	36.508	1:01.106	11	1	1:43.685	26.035	35.686	41.964
4	1	1:47.341	27.975	36.362	43.004	12	1	1:44.552	26.426	36.501	41.625
5	1	1:48.751	28.971	37.795	41.985	13	1	2:44.515	26.118	59.031	
6	1	1:45.304	26.166	36.885	42.253	14	1	4:48.803	3:28.319	38.002	42.482
7	1	1:44.819	26.591	36.218	42.010	15	1	1:45.730	27.206	36.263	42.261
8	1	1:44.549	26.401	36.009	42.139	16	1	2:14.212	28.840	38.854	

3 Ulysse Delsaux (FRA) (Chevrolet Camaro)						Theoretische Bestzeit: 1:42.309					
Lap	D	Time	S1	S2	S3	Lap	D	Time	S1	S2	S3
1	1	3:36.902		36.162	41.603	8	1	1:58.170	26.342	35.732	
2	1	1:55.767	26.288	35.616	53.863	9	1	4:40.114	3:15.578	38.580	45.956
3	1	1:59.096	40.874	36.386	41.836	10	1	1:44.345	26.085	34.932	
4	1	1:43.201	26.622	35.149	41.430	11	1	3:03.813	31.273	48.966	
5	1	1:44.942	27.467	36.183	41.292	12	1	3:26.922	2:08.390	37.040	41.492
6	1	1:42.712	26.128	35.268	41.316	13	1	1:42.552	26.093	34.972	41.487
7	1	1:42.464	26.127	35.026	41.311	14	1	1:44.198	26.834	35.593	41.771

5 Vladimiro Tziortzis (CYP) (EuroNASCAR FJ)						Theoretische Bestzeit: 1:41.082					
Lap	D	Time	S1	S2	S3	Lap	D	Time	S1	S2	S3
1	1	4:15.895		43.107	45.691	7	1	1:41.657	26.036	34.849	40.772
2	1	2:09.444	27.739	40.008	1:01.697	8	1	1:42.318	26.111	35.041	41.166
3	1	1:42.593	26.387	35.155	41.051	9	1	2:12.558	29.960	37.309	
4	1	2:08.298	27.441	44.811	56.046	10	1	10:21.635	9:01.207	37.283	43.145
5	1	1:41.814	26.021	35.036	40.757	11	1	1:41.686	26.086	34.717	40.883
6	1	1:42.214	26.020	35.326	40.868	12	1	1:41.082	25.883	34.633	40.566

7 Martin Doubek (CZE) (Ford Mustang)						Theoretische Bestzeit: 1:40.924					
Lap	D	Time	S1	S2	S3	Lap	D	Time	S1	S2	S3
1	1	1:49.653		35.128	41.292	7	1	1:41.321	26.018	34.578	40.725
2	1	1:41.347	25.866	34.554	40.927	8	1	2:02.871	26.811	38.981	
3	1	1:51.259	26.044	34.867	50.348	9	1	3:47.535	2:25.754	39.013	42.768
4	1	2:02.434	44.599	36.797	41.038	10	1	1:42.146	26.407	34.859	40.880
5	1	1:42.838	25.928	35.713	41.197	11	1	1:42.528	26.015	35.677	40.836
6	1	1:41.109	26.051	34.362	40.696	12	1	2:16.721	26.161	35.261	

8 Paolo Valeri (ITA) (Chevrolet Camaro)						Theoretische Bestzeit: 1:44.565					
Lap	D	Time	S1	S2	S3	Lap	D	Time	S1	S2	S3
1	1	3:07.173		44.612	48.242	7	1	1:45.852	26.886	37.038	41.928
2	1	1:50.156	27.312	40.560	42.284	8	1	1:44.939	26.459	36.360	42.120
3	1	2:03.071	35.516	45.190	42.365	9	1	2:05.853	27.455	37.871	
4	1	1:44.979	26.873	36.201	41.905	10	1	4:29.955	3:08.643	38.680	42.632
5	1	1:52.756	27.173	38.174	47.409	11	1	3:12.326	38.053	51.650	
6	1	1:45.707	26.686	36.552	42.469						

9 Dario Caso (ITA) ()						Theoretische Bestzeit: 1:42.933					
Lap	D	Time	S1	S2	S3	Lap	D	Time	S1	S2	S3
1	1	4:21.742		42.431	44.815	8	1	1:55.240	31.367	39.477	44.396
2	1	2:05.275	28.094	40.224	56.957	9	1	1:44.574	26.609	35.829	42.136
3	1	1:44.808	27.040	35.968	41.800	10	1	1:43.761	26.562	35.856	41.343
4	1	1:44.415	26.346	36.045	42.024	11	1	2:11.131	30.551	40.303	
5	1	1:44.980	26.580	36.937	41.463	12	1	6:48.262	5:29.119	36.844	42.299
6	1	1:43.435	26.201	35.582	41.652	13	1	1:43.717	26.422	35.837	41.458
7	1	1:43.804	26.701	35.389	41.714	14	1	1:43.732	26.511	35.690	41.531

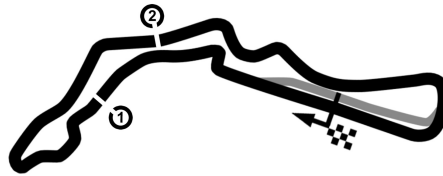
14 Arianna Casoli (ITA) (Chevrolet Camaro)						Theoretische Bestzeit: 1:55.796					
Lap	D	Time	S1	S2	S3	Lap	D	Time	S1	S2	S3
1	1	5:24.438		49.249	1:01.997	3	1	1:55.800	28.964	40.657	46.179
2	1	2:15.512	44.524	42.590	48.398	4	1	1:56.890	29.392	41.323	46.175

CZECH TRUCK PRIX 2022

Autodrom Most, length 4212 m

02.-04.September 2022

Nascar Whelen Euro Series 2



Lap Analysis free practice 2, 02.09.2022

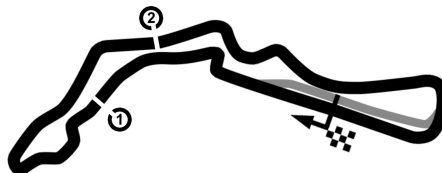
-Reg.No.: 001aZAO220815

CZECH TRUCK PRIX 2022

Autodrom Most, length 4212 m

02.-04. September 2022

Nascar Whelen Euro Series 2



Lap Analysis free practice 2, 02.09.2022

-Reg.No.: 001aZAO220815

18 Claudio Remigio Cappelli (ITA) (Toyota Camry)						Theoretische Bestzeit: 1:41.186					
Lap	D	Time	S1	S2	S3	Lap	D	Time	S1	S2	S3
1	1	6:18.014		36.827	55.507	7	1	1:49.820	29.027	38.642	42.151
2	1	1:45.688	28.399	35.541	41.748	8	1	1:59.551	31.633	42.272	45.646
3	1	1:43.777	26.472	36.072	41.233	9	1	1:41.997	26.000	35.349	40.648
4	1	1:42.666	26.087	35.368	41.211	10	1	1:42.953	26.032	35.321	41.600
5	1	1:46.713	26.502	35.696	44.515	11	1	2:47.581	25.826	55.996	
6	1	1:41.680	25.746	34.792	41.142						

23 Tuomas Pontinen (FIN) (Chevrolet Camaro)						Theoretische Bestzeit: 1:42.052					
Lap	D	Time	S1	S2	S3	Lap	D	Time	S1	S2	S3
1	1	2:23.815		37.578	42.270	9	1	1:59.930	26.231	35.659	
2	1	1:45.118	26.514	37.015	41.589	10	1	3:55.694	2:39.010	35.348	41.336
3	1	2:05.690	26.528	38.019	1:01.143	11	1	1:44.329	26.214	36.533	41.582
4	1	1:44.300	26.552	35.323	42.425	12	1	3:09.133	34.454	54.048	
5	1	1:42.444	26.250	35.112	41.082	13	1	3:30.598	2:13.546	35.712	41.340
6	1	1:44.568	25.949	37.280	41.339	14	1	1:42.912	26.043	35.816	41.053
7	1	1:42.439	25.997	35.239	41.203	15	1	1:42.737	26.608	35.050	41.079
8	1	1:42.464	26.157	35.089	41.218						

24 Christian Malcharek (SVK) (Chevrolet Camaro)						Theoretische Bestzeit: 1:41.517					
Lap	D	Time	S1	S2	S3	Lap	D	Time	S1	S2	S3
1	1	7:31.471		41.328	44.081	8	1	1:45.011	25.862	37.722	41.427
2	1	1:49.636	28.777	37.826	43.033	9	1	1:43.121	25.891	34.757	
3	1	1:43.660	26.422	35.447	41.791	10	1	3:05.226	35.583	50.037	
4	1	1:41.798	25.931	34.853	41.014	11	1	3:23.810	2:05.153	37.078	41.579
5	1	1:41.821	25.848	35.044	40.929	12	1	1:42.187	26.056	34.740	41.391
6	1	1:56.061	26.038	35.655		13	1	2:03.124	27.035	37.527	
7	1	2:57.418	1:40.956	35.278	41.184						

27 Patrick Schober (AUT) (Ford Mustang)						Theoretische Bestzeit:					
Lap	D	Time	S1	S2	S3	Lap	D	Time	S1	S2	S3
1	1	2:16.763				7	1	3:40.969			
2	1	1:45.367				8	1	1:43.973			
3	1	2:14.570				9	1	1:43.501			
4	1	1:50.156				10	1	1:43.235			
5	1	1:47.656				11	1	2:21.817			
6	1	2:02.613									

29 Aliyyah Koloc (UAE) (Ford Mustang)						Theoretische Bestzeit: 1:42.007					
Lap	D	Time	S1	S2	S3	Lap	D	Time	S1	S2	S3
1	1	2:13.701		43.265	46.923	6	1	2:09.962	33.129	48.027	48.806
2	1	1:45.237	27.346	35.910	41.981	7	1	1:44.485	26.920	35.767	41.798
3	1	2:15.049	26.416	35.390	1:13.243	8	1	1:42.478	26.336	34.992	41.150
4	1	1:47.030	29.021	35.500	42.509	9	1	2:21.161	29.211	39.653	
5	1	1:42.007	26.161	34.837	41.009						

33 Paul Jouffreau (FRA) (Ford Mustang)						Theoretische Bestzeit: 1:42.442					
Lap	D	Time	S1	S2	S3	Lap	D	Time	S1	S2	S3
1	1	2:28.140		37.268	42.465	7	1	2:10.765	26.246	35.660	
2	1	1:47.849	27.136	38.321	42.392	8	1	4:51.197	3:33.442	36.002	41.753
3	1	2:02.434	26.508	35.675	1:00.251	9	1	1:43.524	26.602	35.552	41.370
4	1	1:44.374	26.930	35.409	42.035	10	1	1:42.769	26.259	35.481	41.029
5	1	1:42.940	26.517	35.234	41.189	11	1	2:40.075	26.349	50.383	
6	1	1:43.930	26.194	35.219	42.517						

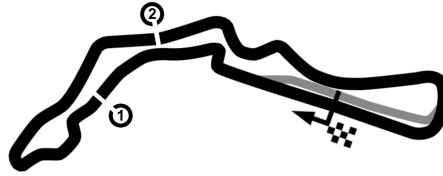
40 Matthias Hauer (DEU) (Ford Mustang)						Theoretische Bestzeit: 1:48.916					
Lap	D	Time	S1	S2	S3	Lap	D	Time	S1	S2	S3
1	1	3:08.339		44.682	50.714	8	1	2:55.582	1:31.043	38.242	46.297
2	1	1:56.703	30.025	40.345	46.333	9	1	1:51.316	28.732	37.954	44.630
3	1	2:11.578	41.734	42.169	47.675	10	1	2:33.152	1:10.064	38.521	44.567
4	1	1:56.564	29.634	40.569	46.361	11	1	3:18.788	42.999	53.262	

CZECH TRUCK PRIX 2022

Autodrom Most, length 4212 m

02.-04.September 2022

Nascar Whelen Euro Series 2



Lap Analysis free practice 2, 02.09.2022

-Reg.No.: 001aZAO220815

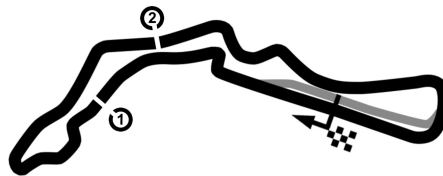
Lap	D	Time	S1	S2	S3	Lap	D	Time	S1	S2	S3
5	1	1:53.630	30.142	38.303	45.185	12	1	3:34.045	2:10.812	39.628	43.605
6	1	1:50.812	27.357	38.215	45.240	13	1	2:19.212	27.624	38.106	
7	1	2:12.310	27.752	38.572							

CZECH TRUCK PRIX 2022

Autodrom Most, length 4212 m

02.-04. September 2022

Nascar Whelen Euro Series 2



Lap Analysis free practice 2, 02.09.2022

-Reg.No.: 001aZAO220815

44 Janne Koikkalainen (FIN) (Chevrolet Camaro)

Theoretische Bestzeit: 1:50.980

Lap	D	Time	S1	S2	S3	Lap	D	Time	S1	S2	S3
1	1	6:01.251		42.497	1:11.435	6	1	1:51.499	28.034	38.649	44.816
2	1	2:01.536	32.131	41.542	47.863	7	1	2:18.574	28.510	39.457	
3	1	1:55.612	29.257	40.769	45.586	8	1	4:23.601	2:56.459	41.610	45.532
4	1	1:52.087	27.950	38.214	45.923	9	1	3:13.733	31.660	59.589	
5	1	1:55.111	30.107	39.214	45.790						

46 Miguel Gomes (PRT) (Chevrolet Camaro)

Theoretische Bestzeit: 1:43.503

Lap	D	Time	S1	S2	S3	Lap	D	Time	S1	S2	S3
1	1	8:34.555		39.704	44.628	7	1	1:43.580	26.297	35.683	41.600
2	1	1:47.493	27.397	36.569	43.527	8	1	2:05.266	26.725	36.965	
3	1	1:44.926	26.740	36.000	42.186	9	1	4:29.806	1:55.475	52.923	
4	1	1:48.367	26.441	37.716	44.210	10	1	3:30.078	2:10.978	36.576	42.524
5	1	1:44.098	26.460	35.749	41.889	11	1	1:44.571	26.393	35.917	42.261
6	1	1:47.994	26.663	37.817	43.514	12	1	1:44.060	26.220	35.937	41.903

47 Leonardo Colavita (ITA) (Chevrolet Camaro)

Theoretische Bestzeit: 1:42.182

Lap	D	Time	S1	S2	S3	Lap	D	Time	S1	S2	S3
1	1	1:58.883		38.384	43.935	8	1	1:42.678	26.415	35.323	40.940
2	1	1:44.868	26.842	36.700	41.326	9	1	2:11.514	27.022	40.890	
3	1	1:53.439	26.377	35.994	51.068	10	1	7:26.042	5:30.112	38.846	
4	1	1:56.005	38.806	35.640	41.559	11	1	5:05.286	3:46.644	37.635	41.007
5	1	1:42.362	26.338	35.208	40.816	12	1	1:43.089	26.310	35.685	41.094
6	1	1:46.437	26.405	37.879	42.153	13	1	1:46.396	29.356	35.774	41.266
7	1	1:42.251	26.220	35.146	40.885						

48 Yevgen Sokovskiy (UKR) (Chevrolet Camaro)

Theoretische Bestzeit: 1:42.890

Lap	D	Time	S1	S2	S3	Lap	D	Time	S1	S2	S3
1	1	5:20.481		38.544	53.495	6	1	1:44.221	26.225	35.833	42.163
2	1	2:03.285	44.952	36.442	41.891	7	1	1:43.836	26.204	35.823	41.809
3	1	1:43.621	26.502	35.823	41.296	8	1	1:44.400	26.432	35.759	42.209
4	1	1:44.072	27.359	35.390	41.323	9	1	1:45.243	27.503	35.822	41.918
5	1	1:45.253	26.382	36.785	42.086	10	1	2:19.176	26.513	52.343	

54 Luli Del Castello (ITA) (Chevrolet Camaro)

Theoretische Bestzeit: 1:44.001

Lap	D	Time	S1	S2	S3	Lap	D	Time	S1	S2	S3
1	1	3:49.614		43.588	44.681	7	1	1:44.188	26.342	36.095	41.751
2	1	2:13.773	27.495	38.190	1:08.088	8	1	1:45.575	26.824	37.001	41.750
3	1	1:48.517	29.178	37.007	42.332	9	1	1:45.861	26.880	36.963	42.018
4	1	1:45.267	26.618	36.603	42.046	10	1	1:44.870	26.779	36.276	41.815
5	1	1:50.188	28.528	39.800	41.860	11	1	1:44.726	26.430	36.374	41.922
6	1	1:44.098	26.439	35.995	41.664	12	1	2:37.624	27.199	48.401	

56 Gil Linster (LUX) (Ford Mustang)

Theoretische Bestzeit: 1:41.374

Lap	D	Time	S1	S2	S3	Lap	D	Time	S1	S2	S3
1	1	5:22.613		37.940	52.102	8	1	1:42.659	25.940	35.320	41.399
2	1	2:03.416	44.644	37.354	41.418	9	1	1:41.452	25.821	34.877	40.754
3	1	1:42.715	26.282	35.390	41.043	10	1	1:48.626	30.213	37.036	41.377
4	1	1:43.226	26.297	35.696	41.233	11	1	2:03.779	25.995	35.053	
5	1	1:43.704	26.203	36.296	41.205	12	1	6:02.179	4:44.121	36.322	41.736
6	1	1:43.112	26.594	35.114	41.404	13	1	1:43.506	26.087	34.799	42.620
7	1	1:42.231	26.072	35.145	41.014	14	1	1:42.250	25.974	35.128	41.148

64 Eric Quintal (FRA) (Ford Mustang)

Theoretische Bestzeit: 1:51.194

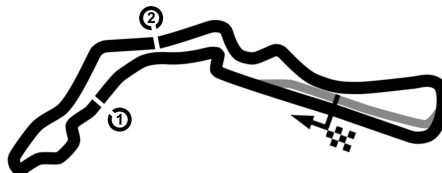
Lap	D	Time	S1	S2	S3	Lap	D	Time	S1	S2	S3
1	1	4:53.433		41.073	46.831	6	1	1:55.402	28.892	39.279	47.231
2	1	1:56.108	28.687	41.451	45.970	7	1	1:52.990	27.867	39.162	45.961
3	1	1:53.333	29.241	38.820	45.272	8	1	1:52.128	28.272	38.712	45.144
4	1	1:51.609	28.201	38.536	44.872	9	1	1:51.893	27.834	39.179	44.880
5	1	1:52.168	27.953	38.488	45.727	10	1	1:55.822	28.707	41.236	45.879

CZECH TRUCK PRIX 2022

Autodrom Most, length 4212 m

02.-04. September 2022

Nascar Whelen Euro Series 2



Lap Analysis free practice 2, 02.09.2022

-Reg.No.: 001aZAO220815

65 Roberto Benedetti (ITA) (Chevrolet Camaro)

Theoretische Bestzeit: 1:43.856

Lap	D	Time	S1	S2	S3	Lap	D	Time	S1	S2	S3
1	1	11:50.409		42.489	43.424	5	1	1:43.916	26.238	35.583	42.095
2	1	1:57.175	36.941	37.504	42.730	6	1	1:44.315	26.526	35.754	42.035
3	1	1:45.838	26.904	36.827	42.107	7	1	5:44.120	26.274	37.282	
4	1	1:44.514	26.523	35.935	42.056						

69 Michael Bleekemolen (NLD) (Ford Mustang)

Theoretische Bestzeit: 1:42.863

Lap	D	Time	S1	S2	S3	Lap	D	Time	S1	S2	S3
1	1	2:19.934		40.752	48.463	8	1	1:43.902	26.135	35.894	41.873
2	1	1:47.280	27.474	37.105	42.701	9	1	1:43.445	26.108	36.152	41.185
3	1	2:07.870	27.900	36.489	1:03.481	10	1	1:45.202	27.554	36.024	41.624
4	1	1:47.599	28.430	36.218	42.951	11	1	1:43.133	26.167	35.570	41.396
5	1	1:46.402	27.185	36.940	42.277	12	1	1:44.969	27.113	36.343	41.513
6	1	1:44.190	26.763	35.727	41.700	13	1	2:42.364	26.160	57.979	
7	1	1:50.916	32.222	36.963	41.731						

88 Alberto Naska (ITA) (Chevrolet Camaro)

Theoretische Bestzeit: 1:40.599

Lap	D	Time	S1	S2	S3	Lap	D	Time	S1	S2	S3
1	1	3:53.063		38.822	42.788	8	1	1:41.643	25.795	34.797	41.051
2	1	2:09.484	26.299	35.580	1:07.605	9	1	1:41.507	26.212	34.847	40.448
3	1	1:42.978	27.379	34.991	40.608	10	1	1:41.317	25.827	35.028	40.462
4	1	1:43.146	27.027	35.362	40.757	11	1	2:48.066	25.716	58.176	
5	1	1:41.010	25.796	34.763	40.451	12	1	4:10.579	2:53.663	36.259	40.657
6	1	1:57.126	25.842	36.187		13	1	1:41.109	25.668	34.609	40.832
7	1	3:58.886	2:32.325	44.970	41.591	14	1	1:40.686	25.707	34.483	40.496

94 Alina Loibnegger (AUT) (Chevrolet Camaro)

Theoretische Bestzeit: 1:46.864

Lap	D	Time	S1	S2	S3	Lap	D	Time	S1	S2	S3
1	1	3:07.994		44.022	48.293	7	1	6:25.925	5:04.559	38.114	43.252
2	1	1:52.961	27.805	41.030	44.126	8	1	1:49.986	27.196	37.366	45.424
3	1	2:04.411	36.217	43.865	44.329	9	1	1:49.336	27.024	37.042	
4	1	1:48.209	27.396	37.582	43.231	10	1	3:04.191	34.638	46.652	
5	1	1:47.205	26.999	37.239	42.967	11	1	4:21.155	2:58.837	38.406	43.912
6	1	2:03.304	26.855	37.668		12	1	1:55.087	26.886	38.908	49.293