

35. INT. ADAC TRUCK-GRAND-PRIX

Nürburgring, length 3629 m

14.-17. July 2022

Goodyear FIA European Truck Racing Championship

Lap Analysis Race 3, 17.07.2022

FIA-Visa.No.: 4ETRC-DEU 12.07.202

1 Norbert KISS , MAN / HUN

Theoretical Best: 1:55.031

Lap	Time	S1	S2	S3	Lap	Time	S1	S2	S3
1	2:00.859	1:03.946	29.167	27.746	7	1:55.424	58.787	29.334	27.303
2	1:57.141	1:00.232	29.413	27.496	8	1:55.935	58.629	29.606	27.700
3	1:58.466	1:00.735	29.496	28.235	9	1:56.201	59.549	29.417	27.235
4	1:56.289	59.262	29.349	27.678	10	1:55.446	58.636	29.359	27.451
5	1:56.607	59.374	29.408	27.825	11	1:55.642	58.828	29.445	27.369
6	1:58.043	59.677	29.278	29.088	12	1:55.815	58.720	29.389	27.706

2 Sascha LENZ , MAN / DEU

Theoretical Best: 1:55.291

Lap	Time	S1	S2	S3	Lap	Time	S1	S2	S3
1	1:58.430	1:01.735	29.191	27.504	7	1:56.279	58.955	29.402	27.922
2	1:55.858	59.028	29.289	27.541	8	1:56.157	59.154	29.351	27.652
3	1:55.794	58.681	29.261	27.852	9	1:56.002	59.039	29.403	27.560
4	1:55.814	58.941	29.332	27.541	10	1:56.023	59.031	29.459	27.533
5	1:55.849	59.035	29.395	27.419	11	1:56.509	59.262	29.567	27.680
6	1:56.060	59.159	29.338	27.563	12	1:56.643	59.263	29.506	27.874

4 Jochen HAHN , IVECO / DEU

Theoretical Best: 1:55.324

Lap	Time	S1	S2	S3	Lap	Time	S1	S2	S3
1	1:57.768	1:01.211	29.229	27.328	7	1:55.630	58.987	29.390	27.253
2	1:55.706	59.046	29.336	27.324	8	1:55.857	59.113	29.424	27.320
3	1:55.669	59.027	29.352	27.290	9	1:56.053	59.133	29.501	27.419
4	1:55.357	58.849	29.222	27.286	10	1:56.685	59.328	29.549	27.808
5	1:55.756	59.064	29.400	27.292	11	1:56.378	59.194	29.585	27.599
6	1:55.474	58.860	29.349	27.265	12	1:56.518	59.319	29.563	27.636

11 André KURSIM , IVECO / DEU

Theoretical Best: 1:57.264

Lap	Time	S1	S2	S3	Lap	Time	S1	S2	S3
1	2:03.135	1:04.945	29.528	28.662	7	1:57.630	59.881	29.696	28.053
2	1:57.603	1:00.114	29.446	28.043	8	1:57.917	59.889	29.619	28.409
3	1:57.466	59.791	29.609	28.066	9	1:58.429	1:00.475	29.576	28.378
4	1:57.616	59.775	29.581	28.260	10	1:58.068	59.956	29.814	28.298
5	1:57.769	59.811	29.711	28.247	11	1:58.641	1:00.267	29.916	28.458
6	1:57.752	59.823	29.764	28.165	12	1:59.102	1:00.686	30.005	28.411

14 José RODRIGUES , MAN / PRT

Theoretical Best: 1:56.958

Lap	Time	S1	S2	S3	Lap	Time	S1	S2	S3
1	2:19.274	1:05.473	29.485	44.316	7	1:57.694	1:00.096	29.579	28.019
2	1:57.952	1:00.477	29.557	27.918	8	1:57.388	1:00.081	29.524	27.783
3	1:57.855	1:00.507	29.570	27.778	9	1:57.366	1:00.052	29.588	27.726
4	2:00.088	1:00.954	29.911	29.223	10	1:57.371	59.804	29.758	27.809
5	1:57.575	1:00.059	29.623	27.893	11	1:57.695	1:00.037	29.657	28.001
6	1:57.809	1:00.428	29.712	27.669	12	1:57.695	1:00.132	29.709	27.854

17 Shane BRERETON , MAN / GBR

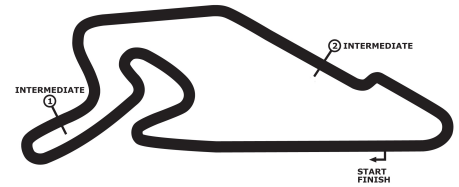
Theoretical Best: 1:57.106

Lap	Time	S1	S2	S3	Lap	Time	S1	S2	S3
1	2:07.566	1:06.214	29.611	31.741	7	1:57.737	1:00.024	29.639	28.074
2	1:59.963	1:01.370	30.575	28.018	8	1:59.212	1:01.312	29.797	28.103
3	1:57.858	1:00.402	29.756	27.700	9	1:58.492	1:00.229	30.046	28.217
4	1:57.394	59.795	29.691	27.908	10	1:58.156	1:00.314	29.781	28.061
5	1:57.812	1:00.181	29.696	27.935	11	1:58.384	1:00.345	29.961	28.078
6	1:57.683	1:00.039	29.712	27.932	12	1:58.637	1:00.349	29.948	28.340

20 Teo CALVET , FREIGHTLINER / FRA

Theoretical Best: 1:56.599

Lap	Time	S1	S2	S3	Lap	Time	S1	S2	S3
1	2:02.333	1:04.561	29.751	28.021	7	1:57.195	59.852	29.633	27.710
2	1:56.936	59.865	29.499	27.572	8	1:58.265	59.990	29.965	28.310
3	1:57.547	1:00.005	29.623	27.919	9	1:57.245	59.887	29.623	27.735
4	1:56.855	59.660	29.503	27.692	10	1:57.620	59.867	29.557	28.196
5	1:56.638	59.571	29.538	27.529	11	1:57.775	59.817	29.698	28.260



35. INT. ADAC TRUCK-GRAND-PRIX

Nürburgring, length 3629 m

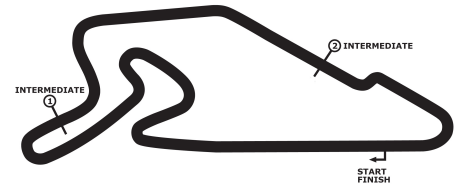
14.-17. July 2022

Goodyear FIA European Truck Racing Championship

Lap Analysis Race 3, 17.07.2022

FIA-Visa.No.: 4ETRC- DEU 12.07.202

Lap	Time	S1	S2	S3	Lap	Time	S1	S2	S3
6	1:58.245	59.640	29.645	28.960	12	1:57.500	59.699	29.657	28.144



35. INT. ADAC TRUCK-GRAND-PRIX

Nürburgring, length 3629 m

14.-17. July 2022

Goodyear FIA European Truck Racing Championship

Lap Analysis Race 3, 17.07.2022

FIA-Visa.No.: 4ETRC-DEU 12.07.202

22 Lukas HAHN , IVECO / DEU

Theoretical Best: 1:56.953

Lap	Time	S1	S2	S3	Lap	Time	S1	S2	S3
1	2:08.909	1:06.779	29.611	32.519	7	1:57.667	1:00.007	29.666	27.994
2	1:59.753	1:01.261	29.983	28.509	8	1:57.690	59.996	29.731	27.963
3	1:57.509	1:00.080	29.664	27.765	9	1:57.894	1:00.033	29.863	27.998
4	1:57.158	59.599	29.589	27.970	10	1:58.030	1:00.237	29.830	27.963
5	1:57.651	1:00.057	29.593	28.001	11	1:58.296	1:00.373	29.877	28.046
6	1:57.705	1:00.110	29.673	27.922	12	1:58.580	59.858	29.851	28.871

23 Antonio ALBACETE , MAN / ESP

Theoretical Best: 1:55.425

Lap	Time	S1	S2	S3	Lap	Time	S1	S2	S3
1	1:59.837	1:03.010	29.292	27.535	7	1:55.808	58.826	29.434	27.548
2	1:56.144	59.396	29.323	27.425	8	1:56.058	59.223	29.378	27.457
3	1:55.599	58.750	29.402	27.447	9	1:55.999	59.129	29.462	27.408
4	1:56.074	58.841	29.445	27.788	10	1:55.994	59.035	29.392	27.567
5	1:56.051	58.920	29.505	27.626	11	1:56.480	59.169	29.533	27.778
6	1:55.619	58.850	29.386	27.383	12	1:56.698	59.514	29.616	27.568

24 Steffen FAAS , SCANIA / DEU

Theoretical Best: 1:56.841

Lap	Time	S1	S2	S3	Lap	Time	S1	S2	S3
1	2:06.171	1:07.290	29.624	29.257	7	1:57.723	1:00.077	29.652	27.994
2	1:56.933	59.794	29.540	27.599	8	1:57.837	1:00.258	29.710	27.869
3	1:57.397	59.702	29.554	28.141	9	1:57.765	1:00.133	29.717	27.915
4	1:57.800	1:00.153	29.678	27.969	10	1:58.101	1:00.362	29.765	27.974
5	1:59.457	1:01.525	29.974	27.958	11	1:58.991	1:00.890	29.979	28.122
6	1:57.630	59.843	29.755	28.032	12	1:58.126	1:00.265	29.977	27.884

25 Heinrich Clemens HECKER , SCANIA / DEU

Theoretical Best: 1:58.920

Lap	Time	S1	S2	S3	Lap	Time	S1	S2	S3
1	2:09.053	1:09.241	30.118	29.694	7	2:00.075	1:01.212	30.016	28.847
2	2:01.944	1:02.770	30.064	29.110	8	1:59.743	1:00.781	30.165	28.797
3	2:00.345	1:01.752	30.061	28.532	9	2:00.164	1:00.693	30.263	29.208
4	2:00.195	1:01.333	29.944	28.918	10	2:00.202	1:01.238	30.225	28.739
5	1:59.556	1:00.641	29.841	29.073	11	2:00.704	1:01.177	30.364	29.163
6	2:01.153	1:02.508	30.208	28.437	12	2:00.903	1:01.354	30.350	29.199

28 Emma MÄKINEN , IVECO / FIN

Theoretical Best: 1:59.826

Lap	Time	S1	S2	S3	Lap	Time	S1	S2	S3
1	2:10.346	1:10.059	30.319	29.968	7	2:00.327	1:01.586	30.110	28.631
2	2:01.466	1:02.522	29.950	28.994	8	1:59.968	1:01.421	30.092	28.452
3	2:02.038	1:03.310	29.963	28.765	9	2:00.671	1:01.621	30.108	28.942
4	2:01.078	1:01.672	30.067	29.339	10	2:00.669	1:01.699	30.288	28.682
5	2:00.694	1:01.829	30.037	28.828	11	2:01.004	1:01.923	30.089	28.992
6	2:00.545	1:01.849	30.056	28.640	12	2:00.399	1:01.711	30.068	28.620

32 Stefan KURSCH , MAN / DEU

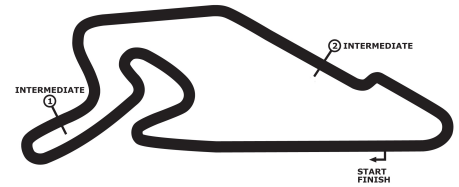
Theoretical Best: 1:59.452

Lap	Time	S1	S2	S3	Lap	Time	S1	S2	S3
1	2:09.938	1:09.775	30.127	30.036	7	2:12.639	1:06.487	30.298	
2	2:01.704	1:02.438	30.067	29.199	8	2:40.519	1:41.489	30.249	28.781
3	2:01.508	1:02.640	30.317	28.551	9	2:00.598	1:01.486	30.230	28.882
4	1:59.785	1:01.221	30.001	28.563	10	2:00.599	1:01.464	30.193	28.942
5	1:59.933	1:00.901	30.042	28.991	11	2:00.284	1:01.615	30.114	28.555
6	2:00.678	1:02.002	30.040	28.636	12	2:00.577	1:01.554	30.150	28.873

33 Jamie ANDERSON , MAN / GBR

Theoretical Best: 1:55.908

Lap	Time	S1	S2	S3	Lap	Time	S1	S2	S3
1	2:07.332	1:07.588	29.722	30.022	7	1:56.318	59.187	29.370	27.761
2	1:56.347	59.184	29.274	27.889	8	1:57.334	59.846	29.392	28.096
3	1:56.816	59.534	29.378	27.904	9	1:57.266	1:00.159	29.554	27.553
4	1:58.073	1:00.836	29.355	27.882	10	1:57.138	59.821	29.712	27.605
5	1:58.223	1:00.880	29.869	27.474	11	1:57.059	59.872	29.571	27.616



35. INT. ADAC TRUCK-GRAND-PRIX

Nürburgring, length 3629 m

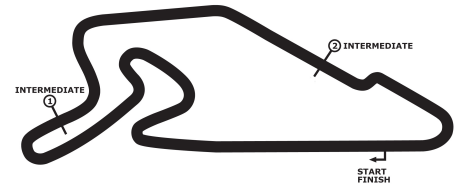
14.-17. July 2022

Goodyear FIA European Truck Racing Championship

Lap Analysis Race 3, 17.07.2022

FIA-Visa.No.: 4ETRC- DEU 12.07.202

Lap	Time	S1	S2	S3	Lap	Time	S1	S2	S3
6	1:56.417	59.258	29.517	27.642	12	1:56.332	59.420	29.462	27.450



35. INT. ADAC TRUCK-GRAND-PRIX

Nürburgring, length 3629 m

14.-17. July 2022

Goodyear FIA European Truck Racing Championship

Lap Analysis Race 3, 17.07.2022

FIA-Visa.No.: 4ETRC- DEU 12.07.202

44 Stephanie HALM , IVECO / DEU

Theoretical Best: 1:56.146

Lap	Time	S1	S2	S3	Lap	Time	S1	S2	S3
1	2:00.486	1:03.537	29.278	27.671	7	1:56.936	59.668	29.681	27.587
2	1:56.373	59.581	29.322	27.470	8	1:57.344	59.971	29.602	27.771
3	1:56.384	59.409	29.396	27.579	9	1:57.646	1:00.148	29.613	27.885
4	1:56.491	59.398	29.468	27.625	10	1:57.683	1:00.155	29.683	27.845
5	1:57.655	1:00.182	29.684	27.789	11	1:57.692	1:00.066	29.739	27.887
6	1:56.883	59.714	29.543	27.626	12	1:58.880	1:01.233	29.784	27.863

55 Adam LACKO , FREIGHTLINER / CZE

Theoretical Best: 1:56.076

Lap	Time	S1	S2	S3	Lap	Time	S1	S2	S3
1	1:59.117	1:02.272	29.404	27.441	7	1:56.674	59.472	29.520	27.682
2	1:58.611	1:01.536	29.494	27.581	8	1:56.473	59.284	29.606	27.583
3	1:58.301	1:00.724	29.527	28.050	9	1:56.806	59.447	29.560	27.799
4	1:56.370	59.231	29.449	27.690	10	1:56.483	59.400	29.482	27.601
5	1:56.614	59.252	29.622	27.740	11	1:57.871	1:00.064	29.628	28.179
6	1:58.806	59.645	29.486	29.675	12	1:56.817	59.542	29.582	27.693

64 Luis RECUENCO , MAN / ESP

Theoretical Best: 1:58.357

Lap	Time	S1	S2	S3	Lap	Time	S1	S2	S3
1	2:07.855	1:08.999	29.578	29.278	7	1:59.530	1:00.712	29.841	28.977
2	2:00.382	1:01.583	30.395	28.404	8	1:59.484	1:00.863	29.951	28.670
3	2:25.603	1:27.417	29.911	28.275	9	1:59.451	1:00.915	29.857	28.679
4	1:59.774	1:00.770	29.828	29.176	10	1:58.894	1:00.504	29.744	28.646
5	1:59.237	1:00.684	29.732	28.821	11	1:59.798	1:01.076	29.937	28.785
6	1:59.367	1:00.889	29.886	28.592	12	2:00.133	1:01.093	30.036	29.004

66 Anthony JANIEC , MAN / FRA

Theoretical Best: 1:56.968

Lap	Time	S1	S2	S3	Lap	Time	S1	S2	S3
1	2:08.181	1:08.383	29.743	30.055	7	1:57.673	1:00.168	29.635	27.870
2	1:58.721	1:00.919	29.878	27.924	8	1:57.692	1:00.171	29.719	27.802
3	1:57.025	59.722	29.644	27.659	9	1:57.651	1:00.095	29.762	27.794
4	1:57.299	59.980	29.660	27.659	10	1:58.589	1:00.641	29.894	28.054
5	1:57.346	59.892	29.644	27.810	11	1:58.541	1:00.515	29.809	28.217
6	1:57.622	59.922	29.587	28.113	12	1:58.340	1:00.425	29.912	28.003