

35. INT. ADAC TRUCK-GRAND-PRIX

Nürburgring, length 3629 m

14.-17. July 2022

Goodyear FIA European Truck Racing Championship

Lap Analysis Race 1, 16.07.2022

FIA-Visa.No.: 4ETRC-DEU 12.07.202

1 Norbert KISS , MAN / HUN

Theoretical Best: 1:54.390

Lap	Time	S1	S2	S3	Lap	Time	S1	S2	S3
1	1:57.627	1:01.073	29.184	27.370	7	1:56.248	58.749	29.590	27.909
2	1:54.390	58.014	29.100	27.276	8	1:56.744	59.409	29.650	27.685
3	1:55.262	58.566	29.312	27.384	9	1:56.350	58.858	29.544	27.948
4	1:56.054	58.386	29.492	28.176	10	1:55.768	58.406	29.442	27.920
5	1:55.477	58.543	29.475	27.459	11	1:56.392	58.790	29.607	27.995
6	1:55.741	58.862	29.479	27.400	12	1:56.173	58.723	29.411	28.039

2 Sascha LENZ , MAN / DEU

Theoretical Best: 1:55.061

Lap	Time	S1	S2	S3	Lap	Time	S1	S2	S3
1	1:59.456	1:02.720	29.159	27.577	6	1:56.255	59.163	29.449	27.643
2	1:55.661	59.052	29.266	27.343	7	1:57.095	59.249	29.369	28.477
3	1:55.260	58.742	29.358	27.160	8	1:57.227	1:00.383	29.426	27.418
4	1:56.223	58.910	29.254	28.059	9	1:55.836	58.817	29.385	27.634
5	1:55.968	58.894	29.409	27.665	10	1:55.727	58.889	29.414	27.424

4 Jochen HAHN , IVECO / DEU

Theoretical Best: 1:55.324

Lap	Time	S1	S2	S3	Lap	Time	S1	S2	S3
1	2:00.214	1:03.302	29.393	27.519	7	1:56.459	59.031	29.231	28.197
2	1:55.515	58.838	29.244	27.433	8	1:56.460	59.494	29.404	27.562
3	1:55.324	58.699	29.211	27.414	9	1:55.709	58.830	29.379	27.500
4	1:55.798	58.777	29.298	27.723	10	1:55.690	58.790	29.304	27.596
5	1:56.161	59.204	29.247	27.710	11	1:56.050	59.063	29.413	27.574
6	1:56.654	59.312	29.368	27.974	12	1:56.552	59.293	29.472	27.787

11 André KURSIM , IVECO / DEU

Theoretical Best: 1:56.379

Lap	Time	S1	S2	S3	Lap	Time	S1	S2	S3
1	2:03.698	1:05.902	29.829	27.967	7	1:56.899	59.508	29.516	27.875
2	1:56.578	59.333	29.336	27.909	8	1:56.694	59.274	29.410	28.010
3	1:56.931	59.435	29.525	27.971	9	1:56.704	59.253	29.429	28.022
4	1:56.991	59.434	29.471	28.086	10	1:56.706	59.294	29.464	27.948
5	1:57.572	59.775	29.468	28.329	11	1:57.089	59.319	29.505	28.265
6	1:56.903	59.431	29.559	27.913	12	1:58.151			27.790

14 José RODRIGUES , MAN / PRT

Theoretical Best: 1:56.265

Lap	Time	S1	S2	S3	Lap	Time	S1	S2	S3
1	2:05.530	1:07.579	29.532	28.419	7	1:56.875	59.750	29.371	27.754
2	1:56.431	59.543	29.295	27.593	8	1:56.729	59.483	29.365	27.881
3	1:56.466	59.377	29.491	27.598	9	1:56.633	59.614	29.334	27.685
4	1:57.198	59.749	29.464	27.985	10	1:56.890	59.685	29.332	27.873
5	1:56.820	59.737	29.440	27.643	11	1:56.958	59.670	29.368	27.920
6	1:57.346	1:00.173	29.368	27.805	12	1:58.521	1:00.254	29.827	28.440

15 Erwin KLEINAGELVOORT , SCANIA / NLD

Theoretical Best: 1:57.949

Lap	Time	S1	S2	S3	Lap	Time	S1	S2	S3
1	2:08.627	1:10.266	30.204	28.157	7	1:58.665	1:00.524	29.815	28.326
2	1:57.962	1:00.342	29.781	27.838	8	1:58.518	1:00.474	29.839	28.205
3	2:00.562	1:02.328	29.790	28.444	9	1:58.536	1:00.484	29.852	28.200
4	2:00.075	1:00.901	30.495	28.679	10	1:59.214	1:00.787	29.856	28.571
5	1:59.292	1:01.176	29.869	28.247	11	1:58.876	1:00.808	29.768	28.300
6	1:58.894	1:00.479	29.870	28.545	12	1:58.610	1:00.522	29.858	28.230

17 Shane BRERETON , MAN / GBR

Theoretical Best: 1:56.035

Lap	Time	S1	S2	S3	Lap	Time	S1	S2	S3
1	2:05.700	1:07.536	29.909	28.255	7	1:56.531	59.620	29.460	27.451
2	1:58.404	1:00.555	29.405	28.444	8	1:56.621	59.731	29.407	27.483
3	1:56.668	59.953	29.389	27.326	9	1:56.723	59.829	29.506	27.388
4	1:57.114	59.405	29.427	28.282	10	1:56.832	59.590	29.581	27.661
5	1:56.103	59.399	29.457	27.247	11	1:56.883	1:00.025	29.471	27.387
6	1:56.717	59.529	29.538	27.650	12	1:58.294	1:00.366	29.690	28.238



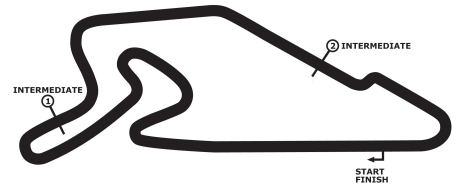
35. INT. ADAC TRUCK-GRAND-PRIX

Nürburgring, length 3629 m

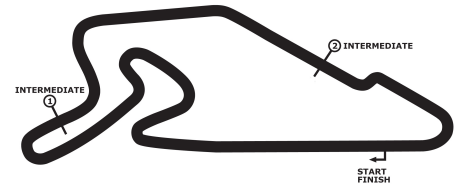
14.-17. July 2022

Goodyear FIA European Truck Racing Championship

Lap Analysis Race 1, 16.07.2022



FIA-Visa.No.: 4ETRC- DEU 12.07.202



35. INT. ADAC TRUCK-GRAND-PRIX

Nürburgring, length 3629 m

14.-17. July 2022

Goodyear FIA European Truck Racing Championship

Lap Analysis Race 1, 16.07.2022

FIA-Visa.No.: 4ETRC-DEU 12.07.202

20 Teo CALVET , FREIGHTLINER / FRA

Theoretical Best: 1:56.056

Lap	Time	S1	S2	S3	Lap	Time	S1	S2	S3
1	2:02.259	1:05.240	29.409	27.610	7	1:56.603	59.304	29.423	27.876
2	1:56.489	59.418	29.522	27.549	8	1:56.976	59.586	29.568	27.822
3	1:56.087	59.145	29.409	27.533	9	1:57.089	59.552	29.613	27.924
4	1:57.193	59.383	29.498	28.312	10	1:56.964	59.288	29.600	28.076
5	1:56.431	59.473	29.456	27.502	11	1:57.325	59.655	29.754	27.916
6	1:56.849	59.386	29.491	27.972	12	1:57.728	59.896	29.591	28.241

22 Lukas HAHN , IVECO / DEU

Theoretical Best: 1:56.463

Lap	Time	S1	S2	S3	Lap	Time	S1	S2	S3
1	2:04.486	1:06.536	29.631	28.319	7	1:56.947	59.673	29.434	27.840
2	1:56.680	59.522	29.505	27.653	8	1:56.635	59.383	29.435	27.817
3	1:56.678	59.389	29.461	27.828	9	1:56.725	59.501	29.474	27.750
4	1:56.845	59.534	29.427	27.884	10	1:56.819	59.596	29.497	27.726
5	1:57.363	59.836	29.486	28.041	11	1:57.335	59.568	29.640	28.127
6	1:57.030	59.785	29.531	27.714	12	1:58.024	59.823	30.207	27.994

23 Antonio ALBACETE , MAN / ESP

Theoretical Best: 1:55.100

Lap	Time	S1	S2	S3	Lap	Time	S1	S2	S3
1	2:00.888	1:04.207	29.267	27.414	7	1:56.432	59.024	29.347	28.061
2	1:55.794	58.679	29.162	27.953	8	1:57.285	1:00.209	29.409	27.667
3	1:55.309	58.524	29.224	27.561	9	1:55.755	58.945	29.278	27.532
4	1:55.396	58.643	29.225	27.528	10	1:56.063	59.321	29.298	27.444
5	1:56.670	59.812	29.271	27.587	11	1:55.722	58.918	29.302	27.502
6	1:56.118	58.848	29.331	27.939	12	1:55.828	58.990	29.336	27.502

24 Steffen FAAS , SCANIA / DEU

Theoretical Best:

Lap	Time	S1	S2	S3	Lap	Time	S1	S2	S3
1	2:51.543	1:10.228	1:00.871						

25 Heinrich Clemens HECKER , SCANIA / DEU

Theoretical Best: 1:57.069

Lap	Time	S1	S2	S3	Lap	Time	S1	S2	S3
1	2:07.620	1:08.856	29.708	29.056	7	1:57.836	59.564	29.782	28.490
2	1:57.840	1:00.137	29.535	28.168	8	1:58.355	59.905	29.535	28.915
3	2:00.186	1:02.609	29.607	27.970	9	1:57.949	59.577	29.913	28.459
4	1:58.214	1:00.120	29.566	28.528	10	1:58.760	1:00.351	29.682	28.727
5	1:58.056	59.985	29.685	28.386	11	1:59.553	1:00.675	30.002	28.876
6	1:58.354	1:00.062	29.692	28.600	12	1:59.266	1:00.902	29.847	28.517

28 Emma MÄKINEN , IVECO / FIN

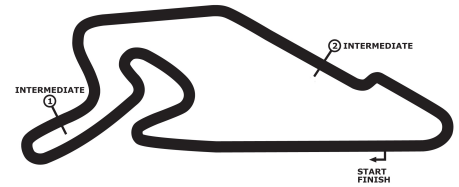
Theoretical Best: 1:59.704

Lap	Time	S1	S2	S3	Lap	Time	S1	S2	S3
1	2:11.513	1:10.952	31.053	29.508	7	2:00.196	1:01.495	29.906	28.795
2	1:59.749	1:01.303	29.755	28.691	8	2:00.087	1:01.329	29.907	28.851
3	2:00.455	1:01.695	29.894	28.866	9	2:01.126	1:02.062	29.852	29.212
4	2:00.548	1:01.271	29.866	29.412	10	2:00.594	1:01.856	29.764	28.974
5	2:01.431	1:01.928	30.220	29.283	11	2:00.646	1:01.817	29.801	29.028
6	2:00.577	1:01.528	29.877	29.172	12	1:59.981	1:01.315	29.987	28.679

32 Stefan KURSCH , MAN / DEU

Theoretical Best: 1:58.664

Lap	Time	S1	S2	S3	Lap	Time	S1	S2	S3
1	2:09.540	1:10.030	30.887	28.623	7	2:00.007	1:01.436	30.306	28.265
2	2:00.935	1:00.954	29.836	30.145	8	1:59.558	1:00.565	30.264	28.729
3	2:00.723	1:01.747	30.362	28.614	9	1:59.899	1:00.652	30.183	29.064
4	1:59.813	1:00.563	30.046	29.204	10	2:00.755	1:01.467	30.225	29.063
5	2:02.210	1:01.636	31.099	29.475	11	2:00.205	1:01.120	30.239	28.846
6	2:00.382	1:01.541	30.062	28.779	12	2:00.695	1:01.877	30.223	28.595



35. INT. ADAC TRUCK-GRAND-PRIX

Nürburgring, length 3629 m

14.-17. July 2022

Goodyear FIA European Truck Racing Championship

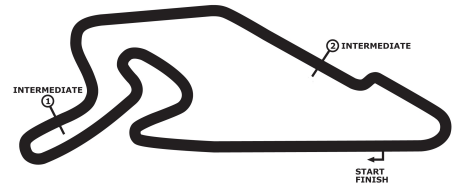
Lap Analysis Race 1, 16.07.2022

FIA-Visa.No.: 4ETRC- DEU 12.07.202

33 Jamie ANDERSON , MAN / GBR

Theoretical Best: 1:58.441

Lap	Time	S1	S2	S3	Lap	Time	S1	S2	S3
1	2:04.766	1:07.023	29.624	28.119	4	2:00.236	1:01.332	29.763	29.141
2	1:59.293	1:00.851	29.667	28.775	5	2:15.764	1:06.606	32.031	
3	1:59.102	1:01.498	29.638	27.966					



35. INT. ADAC TRUCK-GRAND-PRIX

Nürburgring, length 3629 m

14.-17. July 2022

Goodyear FIA European Truck Racing Championship

Lap Analysis Race 1, 16.07.2022

FIA-Visa.No.: 4ETRC-DEU 12.07.202

44 Stephanie HALM , IVECO / DEU

Theoretical Best: 1:56.285

Lap	Time	S1	S2	S3	Lap	Time	S1	S2	S3
1	2:02.798	1:05.679	29.490	27.629	7	1:56.709	59.545	29.450	27.714
2	1:56.483	59.231	29.452	27.800	8	1:57.132	59.768	29.456	27.908
3	1:56.451	59.248	29.468	27.735	9	1:57.128	59.819	29.517	27.792
4	1:56.934	59.623	29.538	27.773	10	1:57.540	1:00.158	29.601	27.781
5	1:56.931	59.760	29.425	27.746	11	1:57.217	59.578	29.677	27.962
6	1:56.875	59.667	29.557	27.651	12	1:58.001	1:00.427	29.925	27.649

55 Adam LACKO , FREIGHTLINER / CZE

Theoretical Best: 1:55.286

Lap	Time	S1	S2	S3	Lap	Time	S1	S2	S3
1	1:58.991	1:02.242	29.375	27.374	7	1:56.876	59.211	29.593	28.072
2	1:55.559	58.914	29.371	27.274	8	1:56.125	59.187	29.511	27.427
3	1:55.407	58.641	29.433	27.333	9	1:56.144	59.213	29.432	27.499
4	1:55.990	58.859	29.419	27.712	10	1:55.970	58.946	29.526	27.498
5	1:56.102	59.031	29.441	27.630	11	1:55.752	58.825	29.509	27.418
6	1:56.301	59.089	29.633	27.579	12	1:56.407	59.141	29.494	27.772

64 Luis RECUENCO , MAN / ESP

Theoretical Best: 1:57.461

Lap	Time	S1	S2	S3	Lap	Time	S1	S2	S3
1	2:10.046	1:10.234	31.034	28.778	7	1:58.395	1:00.337	29.683	28.375
2	2:00.037	1:00.759	29.564	29.714	8	1:57.678	59.867	29.594	28.217
3	1:57.621	1:00.018	29.573	28.030	9	1:58.655	1:00.182	29.692	28.781
4	1:59.506	1:00.245	30.156	29.105	10	1:57.975	1:00.181	29.616	28.178
5	2:04.925	1:03.113	32.360	29.452	11	1:57.610	59.933	29.575	28.102
6	1:58.553	1:00.519	29.594	28.440	12	1:58.314	1:00.347	29.708	28.259

66 Anthony JANIEC , MAN / FRA

Theoretical Best: 1:56.979

Lap	Time	S1	S2	S3	Lap	Time	S1	S2	S3
1	2:06.656	1:08.414	29.736	28.506	7	1:57.154	59.454	29.663	28.037
2	1:58.185	1:00.140	29.613	28.432	8	1:57.203	59.565	29.560	28.078
3	1:59.002	1:01.233	29.636	28.133	9	1:57.678	59.738	29.714	28.226
4	1:57.905	1:00.081	29.720	28.104	10	1:57.777	59.781	29.666	28.330
5	1:57.194	59.603	29.626	27.965	11	1:57.458	59.658	29.710	28.090
6	1:57.450	59.662	29.638	28.150	12	1:57.450	59.862	29.578	28.010