

35. INT. ADAC TRUCK-GRAND-PRIX

Nürburgring, length 3629 m

14.-17. July 2022

Goodyear FIA European Truck Racing Championship

Lap Analysis free practice 2, 15.07.2022

FIA-Visa.No.: 4ETRC- DEU 12.07.202

1 Norbert KISS , MAN / HUN

Theoretical Best: 1:54.232

Lap	Time	S1	S2	S3	Lap	Time	S1	S2	S3
1	3:35.416		56.058	33.305	7	2:26.207	1:11.218	42.481	32.508
2	1:54.812	58.286	29.323	27.203	8	2:09.044	58.224	33.585	37.235
3	1:54.459	58.143	29.178	27.138	9	2:00.798	58.080	29.230	33.488
4	2:07.858	58.256	29.632		10	1:54.660	58.287	29.210	27.163
5	4:25.625	3:15.722	35.332	34.571	11	1:54.421	58.088	29.123	27.210
6	1:54.365	58.000	29.256	27.109	12	3:04.907	1:17.505	46.335	

2 Sascha LENZ , MAN / DEU

Theoretical Best: 1:54.688

Lap	Time	S1	S2	S3	Lap	Time	S1	S2	S3
1	3:47.751		1:05.159	33.429	7	3:01.561	1:50.279	38.461	32.821
2	1:56.260	58.737	29.295	28.228	8	2:13.993	58.967	29.744	
3	2:28.143	1:17.641	39.307	31.195	9	4:39.855	3:26.143	41.288	32.424
4	1:54.967	58.376	29.194	27.397	10	1:54.969	58.610	29.241	27.118
5	1:59.676	59.069	30.118	30.489	11	1:56.052	59.287	29.428	27.337
6	2:23.437	1:00.039	37.323		12	1:56.355	59.261	29.455	27.639

4 Jochen HAHN , IVECO / DEU

Theoretical Best: 1:55.264

Lap	Time	S1	S2	S3	Lap	Time	S1	S2	S3
1	2:32.456		38.555	31.873	9	1:55.386	58.835	29.244	27.307
2	1:55.747	59.074	29.315	27.358	10	1:55.385	58.798	29.320	27.267
3	1:55.821	58.958	29.457	27.406	11	1:55.500	58.781	29.324	27.395
4	2:05.280	1:03.811	31.617	29.852	12	1:55.871	58.951	29.520	27.400
5	1:55.419	58.845	29.267	27.307	13	2:01.370	59.307	29.483	
6	2:10.724	1:05.131	34.029	31.564	14	2:11.328	1:14.597	29.360	27.371
7	1:55.805	58.792	29.519	27.494	15	1:55.778	59.049	29.490	27.239
8	1:55.548	58.847	29.452	27.249					

11 André KURSIM , IVECO / DEU

Theoretical Best: 1:56.527

Lap	Time	S1	S2	S3	Lap	Time	S1	S2	S3
1	2:36.169		39.915	32.257	8	1:56.890	59.414	29.761	27.715
2	1:57.614	1:00.216	29.539	27.859	9	2:10.805	59.696	33.328	
3	1:57.332	59.748	29.770	27.814	10	4:55.839	3:58.127	29.487	28.225
4	2:13.751	1:04.585	30.750		11	1:56.747	59.326	29.582	27.839
5	3:59.511	3:00.706	30.116	28.689	12	1:56.975	59.439	29.486	28.050
6	1:57.548	1:00.036	29.608	27.904	13	1:57.044	59.351	29.680	28.013
7	1:56.778	59.418	29.560	27.800					

14 José RODRIGUES , MAN / PRT

Theoretical Best: 1:57.617

Lap	Time	S1	S2	S3	Lap	Time	S1	S2	S3
1	2:38.617		41.427	32.334	7	1:58.655	1:00.844	29.797	28.014
2	2:00.447	1:01.679	30.013	28.755	8	2:13.769	1:06.246	36.353	31.170
3	1:59.390	1:01.173	29.960	28.257	9	1:57.617	1:00.041	29.573	27.999
4	2:13.748	1:03.335	37.662	32.751	10	2:03.528	1:00.611	33.268	29.649
5	2:15.984	1:16.031	30.479	29.474	11	1:58.063	1:00.385	29.602	28.076
6	1:58.665	1:00.602	29.958	28.105	12	2:45.279	1:07.829	42.425	

15 Erwin KLEINAGELVOORT , SCANIA / NLD

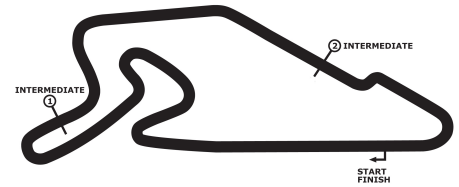
Theoretical Best: 1:58.708

Lap	Time	S1	S2	S3	Lap	Time	S1	S2	S3
1	2:41.472		42.549	33.256	7	2:14.713	1:00.671	30.002	
2	2:00.092	1:01.620	30.044	28.428	8	4:02.241	3:03.736	29.925	28.580
3	2:13.820	1:01.075	34.009		9	2:00.050	1:01.034	29.818	29.198
4	2:57.850	1:59.231	30.062	28.557	10	2:13.302	1:01.259	29.897	
5	1:58.803	1:00.621	29.859	28.320	11	4:08.185	3:09.725	29.937	28.523
6	1:59.386	1:01.214	29.906	28.266	12	1:59.861	1:01.241	29.893	28.727

17 Shane BRERETON , MAN / GBR

Theoretical Best: 1:56.486

Lap	Time	S1	S2	S3	Lap	Time	S1	S2	S3
1	3:13.934		51.445	35.469	6	2:23.611	1:14.328	35.934	33.349
2	2:31.625	1:15.237	44.283	32.105	7	1:57.957	1:00.070	29.967	27.920



35. INT. ADAC TRUCK-GRAND-PRIX

Nürburgring, length 3629 m

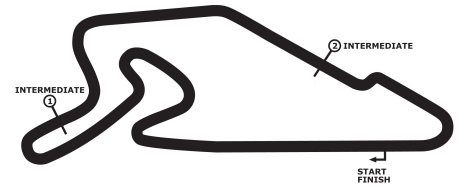
14.-17. July 2022

Goodyear FIA European Truck Racing Championship

Lap Analysis free practice 2, 15.07.2022

FIA-Visa.No.: 4ETRC- DEU 12.07.202

Lap	Time	S1	S2	S3	Lap	Time	S1	S2	S3
3	1:57.063	59.434	29.852	27.777	8	1:56.716	59.657	29.534	27.525
4	1:56.640	59.470	29.580	27.590	9	1:56.616	59.448	29.615	27.553
5	1:56.723	59.427	29.598	27.698	10	3:02.691	1:20.006	42.093	



35. INT. ADAC TRUCK-GRAND-PRIX

Nürburgring, length 3629 m

14.-17. July 2022

Goodyear FIA European Truck Racing Championship

Lap Analysis free practice 2, 15.07.2022

FIA-Visa.No.: 4ETRC- DEU 12.07.202

20 Teo CALVET , FREIGHTLINER / FRA

Theoretical Best: 1:55.516

Lap	Time	S1	S2	S3	Lap	Time	S1	S2	S3
1	3:02.066		43.892	37.727	6	1:56.000	59.106	29.487	27.407
2	2:35.920	1:20.625	40.461	34.834	7	2:31.337	1:11.195	38.165	
3	2:28.285	1:18.144	37.810	32.331	8	5:13.320	4:02.440	39.560	31.320
4	1:56.342	59.417	29.302	27.623	9	1:55.632	58.867	29.418	27.347
5	2:22.722	1:11.979	38.573	32.170	10	2:54.474	1:23.975	43.653	

22 Lukas HAHN , IVECO / DEU

Theoretical Best: 1:56.324

Lap	Time	S1	S2	S3	Lap	Time	S1	S2	S3
1	3:25.464		52.585	39.806	9	2:17.878	1:07.467	37.550	32.861
2	1:57.284	59.646	29.600	28.038	10	1:56.361	59.184	29.517	27.660
3	1:57.105	59.490	29.688	27.927	11	1:56.528	59.178	29.616	27.734
4	2:06.711	59.870	32.453	34.388	12	1:56.517	59.172	29.710	27.635
5	1:57.071	59.623	29.614	27.834	13	2:23.115	1:07.653	37.982	37.480
6	1:56.694	59.252	29.606	27.836	14	1:57.144	59.746	29.700	27.698
7	1:56.934	59.298	29.581	28.055	15	1:56.813	59.524	29.543	27.746
8	2:11.182	1:06.990	33.075	31.117					

23 Antonio ALBACETE , MAN / ESP

Theoretical Best: 1:55.080

Lap	Time	S1	S2	S3	Lap	Time	S1	S2	S3
1	2:28.500		37.826	30.871	8	2:33.756	1:17.343	45.618	30.795
2	1:56.011	58.784	29.386	27.841	9	2:13.757	1:08.146	35.266	30.345
3	2:35.558	1:22.535	42.191	30.832	10	1:55.217	58.747	29.237	27.233
4	1:55.333	58.671	29.245	27.417	11	1:55.794	58.867	29.414	27.513
5	2:20.419	1:11.250	30.146		12	2:26.586	1:14.907	40.964	30.715
6	3:14.008	2:04.050	38.630	31.328	13	1:55.565	58.610	29.450	27.505
7	1:55.461	58.723	29.402	27.336	14	2:47.853	1:19.033	40.517	

24 Steffen FAAS , SCANIA / DEU

Theoretical Best: 1:57.247

Lap	Time	S1	S2	S3	Lap	Time	S1	S2	S3
1	3:06.898		43.275	35.461	8	3:26.009	2:28.018	29.644	28.347
2	1:59.222	1:00.999	29.717	28.506	9	1:58.043	1:00.181	29.778	28.084
3	2:00.707	1:02.673	29.944	28.090	10	1:57.644	59.996	29.768	27.880
4	1:58.011	1:00.253	29.617	28.141	11	1:58.643	1:00.982	29.692	27.969
5	1:57.405	59.932	29.566	27.907	12	1:57.604	59.877	29.923	27.804
6	2:00.724	1:00.486	30.006	30.232	13	2:40.600	1:10.410	34.527	
7	2:24.502	1:12.350	34.263						

25 Heinrich Clemens HECKER , SCANIA / DEU

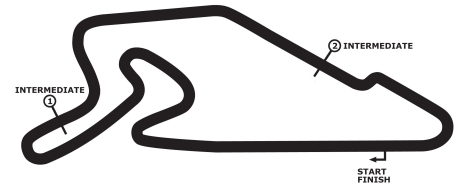
Theoretical Best: 1:58.196

Lap	Time	S1	S2	S3	Lap	Time	S1	S2	S3
1	2:43.631		40.495	33.793	8	2:15.147	1:00.386	33.172	
2	1:59.102	1:00.763	29.961	28.378	9	2:25.910	1:17.882	30.694	
3	1:59.763	1:00.546	30.279	28.938	10	3:34.325	2:24.678	29.948	
4	1:59.552	1:00.795	30.231	28.526	11	2:19.636	1:20.880	30.050	28.706
5	1:59.855	1:01.398	29.837	28.620	12	1:59.162	1:00.158	30.229	28.775
6	1:59.198	1:00.555	29.950	28.693	13	1:59.415	1:00.093	30.201	29.121
7	1:59.135	1:00.383	29.945	28.807	14	1:58.637	59.981	29.864	28.792

28 Emma MÄKINEN , IVECO / FIN

Theoretical Best: 1:58.719

Lap	Time	S1	S2	S3	Lap	Time	S1	S2	S3
1	3:00.465		41.875	34.748	8	6:18.016	5:18.054	30.492	29.470
2	2:01.384	1:02.293	29.983	29.108	9	1:59.086	1:00.784	29.865	28.437
3	2:00.722	1:01.689	29.906	29.127	10	1:58.923	1:00.834	29.716	28.373
4	1:59.942	1:01.678	29.562	28.702	11	2:00.220	1:01.341	29.778	29.101
5	2:02.061	1:02.863	30.068	29.130	12	2:00.399	1:01.384	29.740	29.275
6	1:59.847	1:01.574	29.682	28.591	13	2:36.134	1:10.937	35.625	
7	2:30.271	1:10.191	37.389						



35. INT. ADAC TRUCK-GRAND-PRIX

Nürburgring, length 3629 m

14.-17. July 2022

Goodyear FIA European Truck Racing Championship

Lap Analysis free practice 2, 15.07.2022

FIA-Visa.No.: 4ETRC- DEU 12.07.202

32 Stefan KURSCH , MAN / DEU

Theoretical Best: 1:59.329

Lap	Time	S1	S2	S3	Lap	Time	S1	S2	S3
1	3:05.597		42.799	37.211	8	2:29.472	1:05.043	37.433	
2	2:03.329	1:04.292	30.191	28.846	9	4:57.230	3:58.568	30.093	28.569
3	2:00.753	1:02.265	30.126	28.362	10	1:59.578	1:01.101	29.879	28.593
4	1:59.793	1:01.351	30.006	28.436	11	2:00.410	1:01.936	29.861	28.613
5	2:00.100	1:01.285	29.990	28.825	12	2:00.933	1:01.272	30.630	29.031
6	2:14.046	1:03.008	38.125	32.913	13	2:00.659	1:01.662	30.122	28.875
7	2:01.431	1:01.307	29.942	30.182					

33 Jamie ANDERSON , MAN / GBR

Theoretical Best: 1:55.290

Lap	Time	S1	S2	S3	Lap	Time	S1	S2	S3
1	3:08.773		44.023	35.020	9	1:55.789	59.027	29.336	27.426
2	1:57.738	1:00.051	29.572	28.115	10	1:56.927	59.385	29.643	27.899
3	1:58.364	1:01.170	29.867	27.327	11	1:56.683	59.253	29.457	27.973
4	1:58.009	1:00.092	29.542	28.375	12	1:55.514	58.720	29.415	27.379
5	1:55.928	59.028	29.364	27.536	13	1:55.856	58.898	29.690	27.268
6	1:55.936	58.984	29.592	27.360	14	1:57.660	1:00.664	29.404	27.592
7	1:56.426	59.162	29.801	27.463	15	1:55.758	59.058	29.466	27.234
8	1:56.006	58.917	29.540	27.549					

44 Stephanie HALM , IVECO / DEU

Theoretical Best: 1:56.637

Lap	Time	S1	S2	S3	Lap	Time	S1	S2	S3
1	2:34.163		38.822	32.032	8	1:57.437	59.766	29.828	27.843
2	1:57.839	59.469	29.980	28.390	9	2:24.457	1:06.886	34.896	
3	1:57.422	59.931	29.620	27.871	10	3:36.444	2:29.992	34.855	31.597
4	2:01.822	1:01.751	31.476	28.595	11	1:56.877	59.648	29.681	27.548
5	1:57.604	59.911	29.796	27.897	12	1:57.560	59.893	29.961	27.706
6	2:12.868	59.969	30.815		13	1:58.448	1:01.139	29.680	27.629
7	3:46.915	2:39.579	37.720	29.616					

55 Adam LACKO , FREIGHTLINER / CZE

Theoretical Best: 1:55.351

Lap	Time	S1	S2	S3	Lap	Time	S1	S2	S3
1	2:54.314		48.215	34.826	8	2:18.287	1:09.939	36.044	32.304
2	1:56.147	59.264	29.476	27.407	9	1:56.424	59.443	29.505	27.476
3	2:25.658	1:09.501	38.177	37.980	10	1:55.866	58.927	29.451	27.488
4	1:55.606	58.839	29.301	27.466	11	1:57.824	1:00.026	29.562	28.236
5	2:24.672	1:08.154	34.866		12	1:56.724	59.330	29.597	27.797
6	5:27.806	4:19.534	36.090	32.182	13	2:15.743	1:13.473	34.484	27.786
7	1:55.419	58.907	29.174	27.338					

64 Luis RECUENCO , MAN / ESP

Theoretical Best: 1:57.697

Lap	Time	S1	S2	S3	Lap	Time	S1	S2	S3
1	2:56.153		45.304	34.552	8	2:18.590	1:12.131	30.972	35.487
2	1:58.636	1:00.692	29.499	28.445	9	2:28.402	1:24.935	32.614	30.853
3	2:24.383	1:10.732	39.524	34.127	10	2:09.779	1:10.926	29.818	29.035
4	1:58.007	1:00.101	29.588	28.319	11	2:02.848	1:00.965	30.918	30.965
5	2:28.611	1:11.104	34.977		12	2:01.085	1:01.404	29.949	29.732
6	4:27.601	3:24.500	31.378	31.723	13	1:58.078	1:00.235	29.652	28.191
7	1:58.124	1:00.225	29.801	28.098					

66 Anthony JANIEC , MAN / FRA

Theoretical Best: 1:56.907

Lap	Time	S1	S2	S3	Lap	Time	S1	S2	S3
1	3:03.485		44.205	36.867	7	2:19.657	1:07.632	38.632	33.393
2	2:39.255	1:23.934	43.413	31.908	8	1:57.061	59.711	29.497	27.853
3	2:42.281	1:28.056	39.380	34.845	9	2:18.988	59.625	29.679	
4	1:57.412	59.605	29.449	28.358	10	3:07.365	1:36.550	42.580	
5	2:32.785	1:17.566	42.097	33.122	11	4:14.055	3:13.919	30.244	29.892
6	2:19.019	1:13.653	34.785	30.581	12	2:01.559	59.667	29.662	32.230