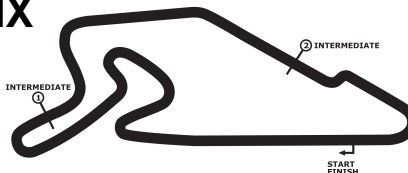


35. INT. ADAC TRUCK-GRAND-PRIX

Nürburgring, length 3629 m

14.-17. July 2022

FFSA ADAC Mittelrhein Cup



Lap Analysis race 2, 16.07.2022

-Reg.No.: R-11778-Truck/22

3 Thomas ROBINEAU (FRA) (MAN)

Theoretische Bestzeit: 1:57.949

Lap	D	Time	S1	S2	S3	Lap	D	Time	S1	S2	S3
1	1	2:08.281	1:08.899	30.201	29.181	7	1	1:58.632	1:00.800	29.760	28.072
2	1	1:58.499	1:00.301	29.729	28.470	8	1	1:58.860	1:00.688	30.072	28.100
3	1	1:58.533	1:00.554	29.747	28.232	9	1	1:59.180	1:00.941	29.806	28.433
4	1	1:58.474	1:00.453	29.577	28.444	10	1	1:58.874	1:00.729	29.858	28.287
5	1	2:00.088	1:01.971	29.957	28.160	11	1	1:59.480	1:00.843	29.942	28.695
6	1	1:58.352	1:00.395	29.843	28.114	12	1	2:00.789	1:01.611	29.903	29.275

4 Lionel MONTAGNE (FRA) (RENAULT TRUCKS)

Theoretische Bestzeit: 1:59.174

Lap	D	Time	S1	S2	S3	Lap	D	Time	S1	S2	S3
1	1	2:03.274	1:05.307	29.666	28.301	7	1	2:02.049	1:02.843	30.187	29.019
2	1	1:59.310	1:01.291	29.802	28.209	8	1	2:01.593	1:02.674	30.232	28.687
3	1	2:00.078	1:01.979	29.701	28.398	9	1	2:01.193	1:02.760	29.935	28.498
4	1	1:59.705	1:01.492	29.841	28.372	10	1	2:00.936	1:02.039	30.114	28.783
5	1	2:02.515	1:03.415	30.513	28.587	11	1	2:01.112	1:02.395	30.023	28.694
6	1	2:00.650	1:02.193	29.960	28.497	12	1	2:01.622	1:02.696	30.269	28.657

9 Fabrice CHAIGNAUD (FRA) (RENAULT TRUCKS)

Theoretische Bestzeit: 2:06.152

Lap	D	Time	S1	S2	S3	Lap	D	Time	S1	S2	S3
1	1	2:30.031	1:27.964	31.101	30.966	7	1	2:07.407	1:04.953	31.843	30.611
2	1	2:06.667	1:04.877	31.449	30.341	8	1	2:06.815	1:04.710	31.480	30.625
3	1	2:06.740	1:04.711	31.355	30.675	9	1	2:09.783	1:05.255	31.184	33.344
4	1	2:07.997	1:05.202	31.898	30.897	10	1	2:08.171	1:05.586	31.440	31.145
5	1	2:08.629	1:05.105	31.884	31.640	11	1	2:10.865	1:07.133	31.488	32.244
6	1	2:09.556	1:04.895	32.242	32.419						

10 Jennifer JANIEC (FRA) (MAN)

Theoretische Bestzeit: 2:04.360

Lap	D	Time	S1	S2	S3	Lap	D	Time	S1	S2	S3
1	1	2:39.798	1:38.082	31.282	30.434	7	1	2:05.155	1:03.896	31.023	30.236
2	1	2:07.272	1:04.969	31.201	31.102	8	1	2:07.038	1:04.569	31.550	30.919
3	1	2:05.008	1:03.950	31.089	29.969	9	1	2:06.437	1:04.379	31.949	30.109
4	1	2:04.561	1:03.391	31.192	29.970	10	1	2:05.723	1:04.124	31.375	30.224
5	1	2:05.033	1:03.974	30.992	30.067	11	1	2:06.570	1:04.023	31.669	30.878
6	1	2:07.109	1:03.808	32.361	30.940	12	1	2:09.928	1:05.353	32.761	31.814

11 Kévin BASSANELLI (FRA) (DAF)

Theoretische Bestzeit: 2:03.209

Lap	D	Time	S1	S2	S3	Lap	D	Time	S1	S2	S3
1	1	2:13.564	1:11.107	31.298	31.159	7	1	2:04.350	1:03.544	30.993	29.813
2	1	2:05.393	1:04.043	31.137	30.213	8	1	2:03.888	1:03.189	31.002	29.697
3	1	2:06.155	1:04.625	31.241	30.289	9	1	2:03.934	1:03.267	30.884	29.783
4	1	2:05.951	1:04.503	31.499	29.949	10	1	2:03.421	1:03.101	30.694	29.626
5	1	2:07.538	1:04.841	31.494	31.203	11	1	2:03.572	1:02.911	30.665	29.989
6	1	2:04.632	1:03.689	30.933	30.010	12	1	2:05.734	1:03.966	31.416	30.352

12 Martial DEFAYE (FRA) (RENAULT TRUCKS)

Theoretische Bestzeit: 2:02.320

Lap	D	Time	S1	S2	S3	Lap	D	Time	S1	S2	S3
1	1	2:18.601	1:15.932	31.106	31.563	7	1	2:04.618	1:03.558	30.863	30.197
2	1	2:03.197	1:02.601	30.431	30.160	8	1	2:03.988	1:03.289	30.670	30.029
3	1	2:05.014	1:03.471	31.104	30.439	9	1	2:04.682	1:04.968	30.354	29.360
4	1	2:05.835	1:04.793	30.918	30.124	10	1	2:02.801	1:02.865	30.360	29.576
5	1	2:06.065	1:04.023	31.717	30.325	11	1	2:02.865	1:02.691	30.519	29.655
6	1	2:04.881	1:04.128	30.795	29.958	12	1	2:05.769	1:04.381	31.169	30.219

14 Pierre-Yves JAMES (FRA) (RENAULT TRUCKS)

Theoretische Bestzeit: 2:02.830

Lap	D	Time	S1	S2	S3	Lap	D	Time	S1	S2	S3
1	1	2:21.981	1:18.802	32.587	30.592	7	1	2:03.718	1:02.973	31.101	29.644
2	1	2:08.432	1:06.624	31.885	29.923	8	1	2:03.390	1:03.093	31.013	29.284
3	1	2:05.819	1:04.484	31.227	30.108	9	1	2:03.659	1:02.691	31.317	29.646
4	1	2:07.498	1:05.040	31.947	30.511	10	1	2:04.185	1:03.435	30.850	29.900
5	1	2:04.245	1:03.495	31.223	29.527	11	1	2:05.297	1:03.423	31.039	30.835
6	1	2:04.105	1:03.286	30.850	29.969	12	1	2:06.365	1:03.830	32.712	29.823


35. INT. ADAC TRUCK-GRAND-PRIX

Nürburgring, length 3629 m

14.-17. July 2022

FFSA ADAC Mittelrhein Cup

Lap Analysis race 2, 16.07.2022



-Reg.No.: R-11778-Truck/22

35. INT. ADAC TRUCK-GRAND-PRIX

Nürburgring, length 3629 m

14.-17. July 2022

FFSA ADAC Mittelrhein Cup



Lap Analysis race 2, 16.07.2022

-Reg.No.: R-11778-Truck/22

15 Lucas RIVALS (FRA) (RENAULT TRUCKS)						Theoretische Bestzeit: 2:00.806					
Lap	D	Time	S1	S2	S3	Lap	D	Time	S1	S2	S3
1	1	2:14.227	1:11.924	31.114	31.189	7	1	2:02.713	1:02.241	30.556	29.916
2	1	2:05.708	1:04.599	30.678	30.431	8	1	2:01.507	1:01.875	30.245	29.387
3	1	2:06.116	1:04.598	31.036	30.482	9	1	2:01.163	1:01.976	30.339	28.848
4	1	2:05.055	1:04.110	31.190	29.755	10	1	2:01.053	1:01.766	30.338	28.949
5	1	2:01.348	1:02.292	30.193	28.863	11	1	2:01.139	1:01.826	30.429	28.884
6	1	2:01.101	1:01.761	30.404	28.932	12	1	2:01.476	1:02.175	30.317	28.984

17 Romain RIVALS (FRA) (IVECO)						Theoretische Bestzeit: 2:07.324					
Lap	D	Time	S1	S2	S3	Lap	D	Time	S1	S2	S3
1	1	2:20.125	1:14.721	31.901	33.503	7	1	2:07.649	1:05.053	31.612	30.984
2	1	2:08.735	1:05.706	31.693	31.336	8	1	2:09.654	1:05.778	31.602	32.274
3	1	2:09.194	1:05.261	31.441	32.492	9	1	2:09.126	1:05.328	31.438	32.360
4	1	2:08.296	1:05.412	31.695	31.189	10	1	2:08.704	1:05.527	31.394	31.783
5	1	2:08.854	1:04.941	31.749	32.159	11	1	2:10.931	1:07.918	31.691	31.322
6	1	2:09.345	1:06.280	31.837	31.228						

18 Nathan DEFAYE (FRA) (DAF)						Theoretische Bestzeit: 2:07.511					
Lap	D	Time	S1	S2	S3	Lap	D	Time	S1	S2	S3
1	1	2:17.067	1:14.163	31.446	31.458	7	1	2:08.384	1:05.730	31.234	31.420
2	1	2:08.825	1:06.216	31.479	31.130	8	1	2:08.375	1:06.266	30.952	31.157
3	1	2:08.735	1:06.195	31.289	31.251	9	1	2:10.456	1:05.521	32.049	32.885
4	1	2:09.277	1:06.288	31.732	31.257	10	1	2:10.028	1:06.160	31.345	32.523
5	1	2:10.385	1:06.190	31.909	32.286	11	1	2:10.329	1:06.391	31.806	32.132
6	1	2:08.314	1:06.187	31.090	31.037						

21 Raphael SOUSA (PRT) (FREIGHTLINER)						Theoretische Bestzeit: 1:58.183					
Lap	D	Time	S1	S2	S3	Lap	D	Time	S1	S2	S3
1	1	2:06.308	1:07.675	30.009	28.624	7	1	1:59.119	1:00.971	29.731	28.417
2	1	1:59.415	1:01.171	29.840	28.404	8	1	1:58.584	1:00.491	29.769	28.325
3	1	1:59.696	1:00.902	29.859	28.935	9	1	1:58.679	1:00.687	29.758	28.234
4	1	1:59.602	1:01.069	29.818	28.715	10	1	1:59.031	1:01.025	29.976	28.030
5	1	2:01.975	1:03.162	29.953	28.860	11	1	1:59.370	1:01.310	29.785	28.275
6	1	1:58.947	1:00.969	29.663	28.315	12	1	1:59.212	1:01.087	29.855	28.270

22 José SOUSA (PRT) (RENAULT TRUCKS)						Theoretische Bestzeit: 2:01.155					
Lap	D	Time	S1	S2	S3	Lap	D	Time	S1	S2	S3
1	1	2:12.099	1:11.536	31.127	29.436	7	1	2:02.304	1:02.428	30.335	29.541
2	1	2:03.203	1:02.403	30.612	30.188	8	1	2:02.364	1:02.496	30.178	29.690
3	1	2:02.301	1:03.010	30.107	29.184	9	1	2:04.124	1:03.101	30.706	30.317
4	1	2:01.980	1:02.299	30.173	29.508	10	1	2:03.567	1:03.424	30.516	29.627
5	1	2:01.498	1:02.250	30.153	29.095	11	1	2:03.005	1:03.705	30.203	29.097
6	1	2:01.773	1:01.951	30.277	29.543	12	1	2:01.792	1:02.226	30.159	29.407

24 Yorick MONTAGNE (FRA) (RENAULT TRUCKS)						Theoretische Bestzeit: 1:58.370					
Lap	D	Time	S1	S2	S3	Lap	D	Time	S1	S2	S3
1	1	2:05.473	1:06.162	29.693	29.618	7	1	1:58.873	1:00.612	29.627	28.634
2	1	1:59.868	1:01.378	29.781	28.709	8	1	1:59.595	1:00.759	29.898	28.938
3	1	1:58.617	1:00.452	29.636	28.529	9	1	1:59.838	1:01.358	29.941	28.539
4	1	1:59.459	1:00.952	29.861	28.646	10	1	1:59.808	1:01.161	29.924	28.723
5	1	1:59.497	1:01.368	29.827	28.302	11	1	1:59.806	1:01.134	30.056	28.616
6	1	1:58.525	1:00.441	29.773	28.311	12	1	2:00.123	1:01.341	29.821	28.961

30 Dimitri TREUVEY (FRA) (DAF)						Theoretische Bestzeit: 2:11.790					
Lap	D	Time	S1	S2	S3	Lap	D	Time	S1	S2	S3
1	1	2:21.237	1:16.908	32.327	32.002	2	1	2:12.588	1:07.821	33.125	31.636


31 Patrick CHATELAIN (FRA) (IVECO)						Theoretische Bestzeit: 2:02.786					
Lap	D	Time	S1	S2	S3	Lap	D	Time	S1	S2	S3
1	1	2:10.451	1:09.854	31.115	29.482	7	1	2:03.980	1:02.921	30.905	30.147

35. INT. ADAC TRUCK-GRAND-PRIX

Nürburgring, length 3629 m

14.-17. July 2022

FFSA ADAC Mittelrhein Cup



Lap Analysis race 2, 16.07.2022

-Reg.No.: R-11778-Truck/22

Lap	D	Time	S1	S2	S3	Lap	D	Time	S1	S2	S3
2	1	2:04.824	1:03.655	30.777	30.392	8	1	2:04.573	1:03.557	31.040	29.976
3	1	2:04.673	1:04.204	30.979	29.490	9	1	2:04.583	1:03.723	30.922	29.938
4	1	2:04.396	1:03.672	30.971	29.753	10	1	2:04.589	1:03.856	30.739	29.994
5	1	2:03.878	1:03.448	30.673	29.757	11	1	2:04.715	1:04.290	30.862	29.563
6	1	2:04.008	1:03.801	31.022	29.185						

35. INT. ADAC TRUCK-GRAND-PRIX

Nürburgring, length 3629 m

14.-17. July 2022

FFSA ADAC Mittelrhein Cup



Lap Analysis race 2, 16.07.2022

-Reg.No.: R-11778-Truck/22

38 José Edouardo RODRIGUES (PRT) (MAN)

Theoretische Bestzeit: 1:57.266

Lap	D	Time	S1	S2	S3	Lap	D	Time	S1	S2	S3
1	1	2:05.024	1:06.698	29.529	28.797	7	1	1:57.679	1:00.144	29.599	27.936
2	1	1:58.059	1:00.337	29.545	28.177	8	1	1:57.714	1:00.086	29.484	28.144
3	1	1:58.240	1:00.580	29.626	28.034	9	1	1:57.672	59.876	29.566	28.230
4	1	1:57.849	59.929	29.454	28.466	10	1	1:57.952	1:00.167	29.621	28.164
5	1	1:57.895	1:00.161	29.527	28.207	11	1	1:58.301	1:00.485	29.634	28.182
6	1	1:57.608	59.941	29.540	28.127	12	1	1:58.463	1:00.740	29.573	28.150

71 Stéphane LANGUILLAT (FRA) (RENAULT TRUCKS)

Theoretische Bestzeit: 2:01.691

Lap	D	Time	S1	S2	S3	Lap	D	Time	S1	S2	S3
1	1	2:13.916	1:12.558	30.974	30.384	7	1	2:02.582	1:02.420	30.330	29.832
2	1	2:05.377	1:04.395	30.737	30.245	8	1	2:02.322	1:02.304	30.384	29.634
3	1	2:06.207	1:04.819	31.087	30.301	9	1	2:02.022	1:02.315	30.187	29.520
4	1	2:06.444	1:05.287	31.064	30.093	10	1	2:02.945	1:02.574	30.636	29.735
5	1	2:06.198	1:04.263	31.586	30.349	11	1	2:02.712	1:02.843	30.404	29.465
6	1	2:02.172	1:02.041	30.668	29.459	12	1	2:03.250	1:02.550	30.685	30.015

94 Ivan RODRIGUES (PRT) (MAN)

Theoretische Bestzeit: 2:00.319

Lap	D	Time	S1	S2	S3	Lap	D	Time	S1	S2	S3
1	1	2:09.172	1:08.256	30.598	30.318	7	1	2:00.608	1:01.505	30.363	28.740
2	1	2:01.547	1:01.503	30.739	29.305	8	1	2:01.376	1:02.078	30.481	28.817
3	1	2:00.937	1:01.713	30.652	28.572	9	1	2:01.303	1:01.719	30.522	29.062
4	1	2:01.267	1:01.833	30.605	28.829	10	1	2:02.821	1:02.969	30.781	29.071
5	1	2:01.014	1:01.573	30.420	29.021	11	1	2:01.675	1:01.936	30.753	28.986
6	1	2:00.750	1:01.384	30.375	28.991	12	1	2:02.969	1:02.638	30.895	29.436